



**MITSUBISHI
MOTORS**



OUTLANDER



Life is about choices.
No longer just you to think about.
Now it's schools and sports, playdates and sleepovers.
Big or small, the choices you make today, affect your family tomorrow.
The SUV of choice for many Kiwi families is Outlander.
12 different versions.
9 different colours.
5 or 7 seats.
4 different trim levels.
2-wheel drive or 4-wheel drive.
Petrol or PHEV.
Which one will you choose?



New 2025 Outlander.

NEW MODEL OUTLANDER. NEW TECHNOLOGY, NEW SAFETY
FEATURES AND A NEW COLOUR - MOONSTONE GREY.

» MODEL SHOWN OUTLANDER PETROL VRX in Moonstone Grey.

OUTLANDER



» NEW LOOK

Whatever way you look at New Zealand's iconic family SUV, you'll be impressed with what you see. Already a popular choice for Kiwi families, the new 2025 **Outlander** has been visually refined and technically improved.

» NEW TECH

Mitsubishi engineers have set the bar even higher for this new **Outlander**, delivering premium needs-based technology that will have you wondering how you ever did without it.

» NEW DETAILS

From the eye-catching new 20-inch alloy wheels, to the subtle design evolution of the grille and rear tail lights, new **Outlander** has evolved. Aesthetically pleasing improvements inside the cabin raise the **Outlander** standard even further.



Rated 'G' for family.

ENHANCED TO BRING NEW LEVELS OF COMFORT AND SAFETY TO EVERY MEMBER OF THE FAMILY, NEW OUTLANDER GETS THE JOB DONE WITH EASE.

Whether you're travelling in the front or rear seats, new levels of comfort await. From handy well positioned storage spaces for drinks or electronic devices, to features like integrated rear door sunshades*, this car just 'gets' you and your family.

All models are fitted with two ISO-FIX anchor points to lock in child booster seats across the 2nd row. A full suite of 8 SRS Airbags and safety features like Forward Collision Mitigation keep you safer.



*Available on VRX & Exceed models.



Outlander offers 4 different levels of interior trim, all of them created to withstand the madness of busy young families. You also have the option of 5 or 7 seat models for those times when you need room for two more.

Spend time behind the wheel and you'll realise why **Outlander** is the choice of Kiwi families. Comfortable and capable, you'll find everything to carry your family in wrap-around safety.



It's all about you.

While undeniably designed to take care of you and your family, Mitsubishi's designers have gone a step further and created an **Outlander** that knows there are times when busy parents like you deserve to be pampered. Open the door to new levels of comfort. As you step into the cabin, you're immediately presented with the wide slimline dash and a large 12.3-inch infotainment screen. A panoramic sunroof* and premium leather-appointed interior* add to the luxury experience, making your next date-night something to really look forward to.

Start the car and place your smartphone in the console dock and it automatically begins wireless charging**. Paired through your phone, the cabin fills with premium quality sound from the new 8-speaker Dynamic Sound Yamaha Premium Audio System.

Choose to warm your front seats** and steering wheel† and engage the driver and passenger seat massage function†. For warmer temperatures, VRX and Exceed models offer ventilated front seat cooling too.



*Available on VRX & Exceed models.
**Available on XLS, VRX & Exceed models.
†Available on Exceed model.

Now that's a good idea.

NEW OUTLANDER COMES EQUIPPED WITH USER-FRIENDLY INNOVATIONS YOU WON'T BELIEVE YOU EVER DID WITHOUT.

Mitsubishi Motors understands a thing or two about what makes your day run that little bit smoother. Innovations like the Digital Rear View Mirror*, mean that even with the rear loaded to the roof with luggage, one flip of a switch, lets you see what's behind you with crystal clarity.

The popular feature of the integrated rear door sunshades* has been carried over from the previous model. Easy to open and close this feature has proven to be a fan-favourite of Kiwi parents.



» ALL CLEAR (ABOVE)
Switch to an unobstructed view behind you with the Digital Rear View Mirror*.

» SUN SCREEN (LEFT)
Set into both rear doors you'll find integrated pull up sunshades* to keep the hot sun off the kids.


» TAKE CHARGE (RIGHT)
Charge your phone with the wireless smartphone charging dock**.

*Available on VRX & Exceed models.
**Available on XLS, VRX & Exceed models.



Another feature you won't be able to live without is wireless smartphone charging**. Simply place your smartphone in the centre console dock space and it will immediately begin charging. Apple CarPlay and Android Auto connects wirelessly to the smartphone link display audio system. Gone is the need to plug in with a cable. Cable-delete. Approved.

Accurate parking is taken to 'level 1 easy' with a suite of parking aids designed to keep you and those around your car safe. Cameras fitted to the exterior of the car provide a birds-eye view of the car in the large central infotainment screen. There's even a Rear Automatic Emergency Braking system that will gently brake the car for you when reversing, should an obstacle be present.





You can choose to open the rear hatch automatically* from the driver's position, from the key fob or when approaching the rear of the vehicle. No more fumbling for your keys, when you've got your hands full. The Kick Tailgate feature activates the rear hatch, with a simple foot movement. Accessing the boot has never been easier.

Up front, both the driver's screen and the infotainment screen have increased in size for clearer information display.

The audio system has been enhanced too. Who better to bring a premium concert hall sound experience to your drive, than the company famed for making musical instruments – Yamaha.

Yamaha were also the first manufacturer to carry the Hi-Fi name, so your new **Outlander** comes equipped with the acoustically superior 8-speaker Dynamic Sound Yamaha Premium Audio System.

And if it's extra kids you're carrying, XLS, VRX and Exceed models offer two fold-flat seats creating a third row for a total of 7 seats.

For those days when you want to carry large or awkward loads, **Outlander's** boot space transforms into a cavernous 1,473 litres of cargo capacity.

Second row seats easily fold forward with the one-touch folding lever (40:20:40 split).



» OPEN SESAME! (ABOVE)
Hands full? One gentle movement of your foot activates the Kick Tailgate function*.

» FILL YOUR BOOTS (LEFT)
Fit large or awkward loads with up to 1,473 litres of cargo space with the 40/20/40 second row seating split.

» CONTROL AT YOUR FINGERTIPS (ABOVE RIGHT)
Heated and leather wrapped steering wheel with Mi-PILOT* cruise control, speed limiter, hands-free audio and voice control buttons.

» MUSICAL INSTRUMENTS (RIGHT)
Who better than Yamaha to provide premium quality sound on your drive.

*Available on VRX & Exceed models.



Step into your comfort zone.

» MODEL SHOWN OUTLANDER PETROL VRX.



Outlander VRX models offer the choice of black or light grey quilted leather-appointed interiors, while the Exceed model offers the unique sienna brown semi-aniline leather interior.

The digital driver's screen in front of you has been enlarged to 12.3 inches and displays information relating to the drive mode and operation of the vehicle. To your left, the infotainment screen has also had an upgrade in size to 12.3 inches. This screen automatically connects to your smartphone with wireless Apple CarPlay and Android Auto for your apps, communication, navigation and audio.

Seamlessly integrated into the cabin you'll find 8 Yamaha audio speakers that fill the cabin with premium Yamaha sound.

Being too hot or too cold can make any journey unenjoyable, so dual and tri-zone air conditioning allows everyone to stay comfortable wherever they are in the car.

Directly in front of you, the leather trimmed* multi-function steering wheel can be heated** to warm your hands on colder days.

VRX and Exceed **Outlander** offer heated as well as ventilated cooled driver and passenger front seats.

*Available on XLS, VRX & Exceed models.
**Available on VRX & Exceed models.



STEP INTO THE LUXURIOUS CABIN OF NEW OUTLANDER, AND GET READY TO BE PAMPERED.

The first thing you'll notice is the beautiful on-trend materials and textures throughout the cabin. Exquisitely designed and crafted from high quality materials, the wide slimline dash sets the scene for an exceptional driving experience.

The redesigned centre console and contrast stitching, outlining the seats and dash line complement the aesthetic appeal.

» ONE OF EIGHT
8 Yamaha audio speakers combine to bring you concert hall quality sound.



» COOL
Keep cool with driver and passenger ventilated seats**.

Offering an open-air feel to your drive, VRX and Exceed models also get the expansive power Panoramic Sunroof*.

Yours and the front passenger seats are 8-way power-adjustable and both feature memory functions*.

As you drive away, your mind immediately turns to the next mission-critical issue. Coffee.

In the centre console, two perfectly located cup holders await the first flat white of the day. Spread throughout the car, 6 cup and 4 drink bottle holders provide hydration stations for each passenger.

Ergonomics is a major focus in **Outlander** interiors. Driver controls and passenger interaction surfaces have been thoughtfully designed to be aesthetically pleasing to the touch.



» ENJOY THE OUTDOORS (ABOVE)
The Panoramic Sunroof is operated with a toggle button above you.*

» RELAX, YOU'VE GOT THIS (RIGHT)
Coffee to go? Two centrally mounted cup holders with four more in the back.

» DETAILS DETAILS
(MIDDLE AND FAR RIGHT)
Look closer and you'll find elegant and aesthetically beautiful details at every touch point.



*Available on VRX & Exceed models.



Whatever drives you.

In New Zealand, any day out on the road you're likely to encounter a diversity of road surfaces. For your safety, New **Outlander** allows you to match the optimum drive capability with the road surface ahead. An intuitive drive mode selector lets you scroll through road surfaces to select the correct one, ensuring better safety, handling and performance. An illustrated representation appears on the driver's screen in front of you, to visually display your selection. In addition, on 4WD **Outlander**, Super-All Wheel Control provides an extra level of grip by automatically sensing the road surface and adjusting drive between all four wheels. Sure-footed 20-inch machine-finished alloys* are mated to the 2.5 litre MIVEC petrol engine**, delivering 135 kilowatts of power and 244Nm of torque.

The silky smooth CVT transmission makes for effortless progress regardless of speed.

Town or country, **Outlander** is a safer more comfortable drive experience no matter what surface you're on.

*Available on XLS, VRX & Exceed models.
 **Available on petrol Outlander models.



» MODEL SHOWN OUTLANDER VRX.



» DRIVE MODE (ABOVE)
 Select the road surface for better performance and safety.

» CLEAR AND PRECISE VISUALS (MIDDLE LEFT)
 See clearly the road surface you have selected on the 12.3-inch driver's screen.



» SUPER ALL-WHEEL CONTROL (LEFT)
 Machine-finished 20-inch alloy wheels* take their commands from the automatic Super All Wheel control system.

Choice.



OUTLANDER, THE SUV OF CHOICE. 12 DIFFERENT
VERSIONS, 9 DIFFERENT COLOURS, 5 OR 7 SEATS,
4 TRIM LEVELS, 2WD, 4WD, PETROL OR PHEV.

» MODEL SHOWN (RIGHT) OUTLANDER PHEV VRX in Black Diamond.

Safety first, second and third.


THE NEW OUTLANDER TAKES DRIVER AND PASSENGER SAFETY TO THE NEXT LEVEL.

Across the range, **Outlander** protects you and your family with 8 airbags and a suite of advanced driver assist systems.

All of the previous **Outlander** safety systems are here, plus VRX and Exceed models are equipped with the new, Mitsubishi intelligent Mi-PILOT.

Mi-PILOT is Mitsubishi's advanced driver assist system that integrates the driver aids of Lane Keep Assist and Adaptive Cruise Control. This supports you in long distance and motorway driving and in stop-go congested traffic conditions reducing driver fatigue.

Integrated driver aids like Multi-Around View Monitor and Blind Spot Warning further enhance your family's safety.



VRX and Exceed **Outlander** models also include the aviation led technology of Head-Up Display.

Head-Up Display projects critical speed information onto the windscreen, directly in the driver's line of vision. This very effectively reduces the distraction of looking away from the road ahead to check your speed.

Then of course on 4WD **Outlander**, the ever vigilant Super-All Wheel control system makes sure you have optimum adhesion to the road in every condition.

When it comes to safety as your priority, **Outlander** puts you first, second and third.

PHEV.
The Quiet Evolution.



OUTLANDER PHEV



A force of nature.

» POWERHOUSE

New Zealand's popular PHEV takes on more charge for improved range and performance. Chargeable at home off a standard 3-pin plug or fast charge in the city. Now with a larger battery delivering over 100km pure EV range and over 950km combined range, it's the most capable **Outlander PHEV** yet.

» TECHNICALLY SPEAKING

With the introduction of thoughtful needs-based technology, these new features will have you wondering how you ever did without them.

Outlander PHEV's power output has been increased from 185Kw to 220Kw, with new battery cooling systems and increased battery performance, improving both acceleration and range.

» VISUAL MASTERPIECE

New Zealand's iconic family PHEV presents new aesthetic improvements inside and out. Outside you'll notice the stunning new 20-inch machine-finished alloys* and the evolution of the Dynamic Shield grille. There's a new colour too – *Moonstone Grey*.

Inside you'll find a fresh new interior, a large 12.3-inch infotainment screen, a wider centre console and heated and cooled ventilated front seats**.

*Available on XLS, VRX & Exceed models.

**Available on VRX & Exceed models.

The strong silent one.

QUIET AND POWERFUL, TOWN AND COUNTRY, IT'S OUTLANDER PHEV.



At the heart of the **Outlander PHEV** energy system is updated technology, that seamlessly merges silent twin electric motors with the 2.4 litre MIVEC petrol engine. Improvements to the battery and combined power source interface mean **Outlander PHEV** now has a combined range of over 950km and a pure EV range of over 100km.

Daily city commuting can be achieved on battery alone without using a drop of petrol. Come the weekend, hitch up the trailer and head out to your happy place and leave the range-anxiety behind.

Chargeable at home off a standard 3-pin power socket, or from one of the growing network of public EV charge stations. Charge up one side, fuel up on the other.

New **Outlander PHEV** also benefits from suspension improvements creating a smoother more capable ride and better steering feel.



» CHOOSE YOUR CHARGE (MIDDLE LEFT)
Charge at home off a standard 3-pin plug or dedicated EV charger, or at public EV chargers.

» WHATEVER MODE YOU'RE IN (ABOVE)
A selection of drive modes is at your fingertips.

Business class.

COMFORT, CONNECTIVITY AND PERFORMANCE AT YOUR FINGERTIPS.



The minute you start the car, a full suite of safety features and driver aids surround and protect you.

Outlander's capable Super-All Wheel control system helps maintain traction on all road surfaces. Mitsubishi's new driver aid, Mi-PILOT, seamlessly links Lane Keep Assist and Adaptive Cruise Control, ensuring a more relaxed drive.

Outlander PHEV is fitted with the new Digital Rear View Mirror*, offering an unimpeded rear view regardless of how full the boot space is.

And of course you've got the large 12.3-inch driver and infotainment screens allowing for easier operation and reduced distraction.

» POWER TO YOU (RIGHT)
All Outlander PHEV models have vehicle-to-load (V2L) capability via a 1500W AC power supply with two outlets, which can be used to run household appliances.

» EMERGENCY POWER SUPPLY (SECOND RIGHT)
With Outlander PHEV, you've always got a backup power supply should the power go off at home. Charge your laptop or phone, boil the kettle or run the fridge.



A 1500W AC power supply with two outlet enables Vehicle-To-Load which can run standard electrical appliances or tech. In the event of a power outage at home, these can become very handy.

New design-led luxury and thoughtful tech additions offer innovations you will use everyday.



*Available on VRX & Exceed models.

» BIG VISUALS (ABOVE)
Improved clarity from the new infotainment touch screen.



» **LIGHT AND AIRY**
With a touch of a button, the panoramic sunroof offers a refreshing roof-off driving experience.*

Details matter.

OUTLANDER UNDERSTANDS IT'S THE LITTLE THINGS THAT MAKE A BIG DIFFERENCE TO YOUR DRIVE EXPERIENCE.




» **THAT'S COOL (ABOVE)**
VRX and Exceed model Outlander offers cooling ventilated front seats operated on the dash.

» **EASY STOW SEATS (ABOVE RIGHT)**
The one-touch seat release levers allow the 2nd seats to be easily stowed away for more cargo space.



» **STOP AND GO IN STYLE (MIDDLE RIGHT)**
VRX and Exceed models get sporty aluminium brake and accelerator pedals.

» **COMFORT AND STYLE (RIGHT)**
Beautifully detailed and supportive, Outlander seats come in 4 styles from high quality practical cloth to leather-trimmed luxury.



*Available on VRX & Exceed models.




» Outlander 2WD LS in Red Diamond.

Outlander 2WD



» Outlander LS Cloth Trim.



» Outlander XLS Synthetic Leather Trim.



» Outlander VRX Black Leather Trim.



» Outlander VRX Light Grey Leather Trim.



» Outlander Exceed Sienna Brown Semi-Aniline Leather Trim.

2WD LS AT A GLANCE:

- + 5 Seats
- + CVT Auto with 8-Speed Sports Mode
- + Drive Mode Selector with 5 Drive Modes
- + Paddle Shift
- + 18-Inch Machine Finished Alloy Wheels
- + Black Cloth Seats
- + 12.3-Inch Smartphone Link Display Audio
- + Dynamic Sound Yamaha Premium Audio with 8 Speakers
- + Keyless Operation System with Push Button Start
- + Dual-Zone Climate Control
- + 12.3-Inch Full Digital Driver Display
- + Multi-Around View Monitor with Moving Object Detection
- + Front & Rear Parking Sensors
- + Full Advanced Driver Assistance Systems Safety Suite
- + LED Headlights
- + Silver Roof Rails
- + Auto Dimming Rear-View Mirror

2WD XLS INCLUDES ALL LS FEATURES PLUS:

- + 7 Seats
- + 20-Inch Machine Finished Alloy Wheels
- + Black Synthetic Leather Seats
- + Driver & Passenger Front Row Heated Seats
- + Tri-Zone Automatic Climate Control
- + Wireless Smartphone Charging
- + Power Driver's Seat Adjustments (8-Way)
- + Leather Steering Wheel & Shift Knob
- + Front Rain-Sensing Wipers
- + USB X2 Rear Console (Type C) Charging Only

2WD VRX INCLUDES ALL XLS & LS FEATURES PLUS:

- + Black or Light Grey Leather-Appointed Interior
- + Driver's & Front Passenger Power Adjustable Seat (8 Way) with Memory Function
- + Heated 2nd Row Seats
- + Pull-Up Type Sunshade (2nd Row Seat)
- + Adaptive LED Headlights
- + 10.8-Inch Head-Up Display
- + Front Sequential Turn Indicators
- + Auto Levelling Headlamps
- + Digital Rear-View Mirror
- + Ventilated Front Seats
- + Mi-PILOT: Adaptive Cruise Control with Traffic Jam Assist, Lane Keep Assist & Speed Limit Link
- + Power Remote Tailgate with Hands-Free Access
- + Power Panoramic Sunroof

2WD EXCEED INCLUDES ALL VRX, XLS & LS FEATURES PLUS:

- + Sienna Brown Semi-Aniline Leather Appointed Seats
- + Black Headlining
- + Driver's & Front Passenger Massage Function Seats
- + Range of Exterior 2-Tone Paint Options



» Outlander 4WD VRX in Moonstone Grey.

Outlander 4WD



» Outlander LS Cloth Trim.



» Outlander XLS Synthetic Leather Trim.



» Outlander VRX Black Leather Trim.



» Outlander VRX Light Grey Leather Trim.



» Outlander Exceed Sienna Brown Semi-Aniline Leather Trim.

4WD LS AT A GLANCE:

- + 5 Seats
- + CVT Auto with 8-Speed Sports Mode
- + Super-All Wheel Control
- + Drive Mode Selector with 6 Drive Modes
- + Paddle Shift
- + 18-Inch Machine Finished Alloy Wheels
- + Black Cloth Seats
- + 12.3-Inch Smartphone Link Display Audio
- + Dynamic Sound Yamaha Premium Audio with 8 Speakers
- + Keyless Operation System with Push Button Start
- + Dual-Zone Climate Control
- + 12.3-Inch Full Digital Driver Display
- + Multi-Around View Monitor with Moving Object Detection
- + Front & Rear Parking Sensors
- + Full Advanced Driver Assistance Systems Safety Suite
- + LED Headlights
- + Silver Roof Rails
- + Auto Dimming Rear-View Mirror

4WD XLS INCLUDES ALL LS FEATURES PLUS:

- + 7 Seats
- + 20-Inch Machine Finished Alloy Wheels
- + Black Synthetic Leather Seats
- + Driver & Passenger Front Row Heated Seats
- + Tri-Zone Automatic Climate Control
- + Wireless Smartphone Charging
- + Power Driver's Seat Adjustments (8-Way)
- + Leather Steering Wheel & Shift Knob
- + Front Rain-Sensing Wipers
- + USB X2 Rear Console (Type C) Charging Only

4WD VRX INCLUDES ALL XLS & LS FEATURES PLUS:

- + Black or Light Grey Leather-Appointed Interior
- + Driver's & Front Passenger Power Adjustable Seat (8 Way) with Memory Function
- + Heated 2nd Row Seats
- + Pull-Up Type Sunshade (2nd Row Seat)
- + Adaptive LED Headlights
- + 10.8-Inch Head-Up Display
- + Front Sequential Turn Indicators
- + Auto Levelling Headlamps
- + Digital Rear-View Mirror
- + Ventilated Front Seats
- + Mi-PILOT: Adaptive Cruise Control with Traffic Jam Assist, Lane Keep Assist & Speed Limit Link
- + Power Remote Tailgate with Hands-Free Access
- + Power Panoramic Sunroof


4WD EXCEED INCLUDES ALL VRX, XLS & LS FEATURES PLUS:

- + Sienna Brown Semi-Aniline Leather Appointed Seats
- + Black Headlining
- + Driver's & Front Passenger Massage Function Seats
- + Range of Exterior 2-Tone Paint Options




» Outlander PHEV VRX in Black Diamond.

Outlander PHEV



» Outlander PHEV LS Cloth Trim.



» Outlander PHEV XLS Synthetic Leather Trim.



» Outlander PHEV VRX Black Leather Trim.



» Outlander PHEV VRX Light Grey Leather Trim.



» Outlander PHEV Exceed Sienna Brown Semi-Aniline Leather Trim.

LS AT A GLANCE:

- + 5 Seats
- + Up to 103KM EV Range
- + At Home Charging
- + V2L / V2H Capability
- + Super-All Wheel Control
- + Drive Mode Selector with 7 Drive Modes
- + 18-Inch Machine Finished Alloy Wheels
- + Black Cloth Seats
- + 12.3-Inch Smartphone Link Display Audio
- + Dynamic Sound Yamaha Premium Audio with 8 Speakers
- + Keyless Operation System with Push Button Start
- + Dual-Zone Climate Control
- + 12.3-Inch Full Digital Driver Display
- + Multi-Around View Monitor with Moving Object Detection
- + Front & Rear Parking Sensors
- + Full Advanced Driver-Assistance Systems Safety Suite
- + LED Headlights
- + Auto Dimming Rear-View Mirror

XLS INCLUDES ALL LS FEATURES PLUS:

- + 7 Seats
- + 20-Inch Machine-Finished Alloy Wheels
- + Black Synthetic Leather Seats
- + Driver & Passenger Front Row Heated Seats
- + Tri-Zone Automatic Climate Control
- + Power Driver's Seat Adjustments (8 Way)
- + Leather Steering Wheel & Shift Knob
- + Wireless Smartphone Charging
- + Front Rain-Sensing Wipers
- + USB X2 Rear Console (Type C) Charging Only

VRX INCLUDES ALL XLS & LS FEATURES PLUS:

- + Black or Light Grey Leather-Appointed Interior
- + Power Remote Tailgate with Hands-Free Access
- + Driver's & Front Passenger Power Adjustable Seat (8 Way) with Memory Function
- + Passenger Power Lumbar Support
- + Reverse Auto Tilt Mirrors with Memory Function
- + Pull-Up Type Sunshade (2nd Row Seat)
- + Adaptive LED Headlights
- + 10.8-Inch Head-Up Display
- + Front Sequential Turn Indicators
- + Auto Levelling Headlamps
- + Digital Rear-View Mirror
- + Ventilated Front Seats
- + Mi-PILOT: Adaptive Cruise Control with Traffic Jam Assist, Lane Keep Assist & Speed Limit Link
- + Power Panoramic Sunroof

EXCEED INCLUDES ALL VRX, XLS & LS FEATURES PLUS:

- + Sienna Brown Semi-Aniline Leather Appointed Seats
- + Black Headlining
- + Driver's & Front Passenger Massage Function Seats
- + Range of Exterior 2-Tone Paint Options



Detailing.




» CARDRONA



» STERLING SILVER




» GRAPHITE GREY




» AMETHYST BLACK



» MOONSTONE GREY



» ATLANTIC BLUE




» RED DIAMOND



» WHITE DIAMOND*




» BLACK DIAMOND†




» MOONSTONE GREY WITH BLACK ROOF**




» WHITE DIAMOND WITH BLACK ROOF**



» GRAPHITE GREY WITH BLACK ROOF**



» RED DIAMOND WITH BLACK ROOF**



» BLACK DIAMOND WITH STERLING SILVER ROOF**

*Only available on VRX. **Only available on Exceed. †Only available on VRX & Exceed.

Specifications Petrol

	2WD				4WD			
	LS	XLS	VRX	EXCEED	LS	XLS	VRX	EXCEED
GENERAL								
BODY TYPE	5 Door Wagon							
SEATING CAPACITY	5 Seats	7 Seats			5 Seats	7 Seats		
ENGINE								
ENGINE	(PR25) 2.5L MIVEC DOHC 4-cylinder Direct-Injection							
DISPLACEMENT	2,488							
COMPRESSION RATIO	12.0:1							
BORE AND STROKE	89.0 x 100.0							
MAX POWER	135 kW @ 6,000 RPM							
MAX TORQUE	244 Nm @ 3,600 RPM							
FUEL CONSUMPTION (WLT-3P CALCULATED)*	8.3 L/100km	8.6 L/100km			8.7 L/100km	9.0 L/100km		
CO ₂ (WLT-3P CALCULATED)*	189 G/KM	194 G/KM			197 G/KM	206 G/KM		
FUEL SYSTEM								
FUEL TANK SIZE	55 L							
FUEL TYPE	Petrol – Unleaded 91							
TRANSMISSION & DRIVE SYSTEM								
TYPE	CVT Auto with 8-Speed Sports Mode							
PADDLE SHIFTER	■	■	■	■	■	■	■	■
DRIVE SYSTEM	2WD				4WD with Super All Wheel Control (S-AWC)			
TRANSMISSION CODE	FK25							
GEAR RATIOS	2.631-0.378							
REVERSE	1.960							
FINAL GEAR RATIO	5.694							
SUSPENSION & STEERING								
FRONT	Macpherson Strut with Coil Spring & Stabiliser							
REAR	Multi-Link & Stabiliser							
STEERING TYPE	Electric Power Steering							
BRAKES								
FRONT – 320MM VENTILATED DISCS, REAR – 292MM DISCS	■				■			
FRONT – 350MM VENTILATED 2 POT DISCS, REAR – 330MM DISCS		■	■	■		■	■	■
DRIVETRAIN & CHASSIS								
S-AWC (SUPER-ALL WHEEL CONTROL)					■	■	■	■
ACTIVE STABILITY CONTROL (ASC) & TRACTION CONTROL	■	■	■	■	■	■	■	■
ACTIVE YAW CONTROL (AYC)	■	■	■	■	■	■	■	■
DRIVE MODE SELECTOR	■	■	■	■	■	■	■	■
ANTI-LOCK BRAKING SYSTEM (ABS) WITH ELECTRONIC BRAKE FORCE DISTRIBUTION (EBD)	■	■	■	■	■	■	■	■
HILL START ASSIST (HSA) & BRAKE ASSIST	■	■	■	■	■	■	■	■
BRAKE OVERRIDE SYSTEM	■	■	■	■	■	■	■	■
AUTOMATIC TRANSMISSION SHIFT LOCK WITH KEY INTERLOCK	■	■	■	■	■	■	■	■

	2WD				4WD			
	LS	XLS	VRX	EXCEED	LS	XLS	VRX	EXCEED
DRIVETRAIN & CHASSIS (CONT.)								
P235/60 R18 TYRE & 18-INCH MACHINE FINISHED ALLOY WHEELS	■				■			
P255/45 R20 TYRE & 20-INCH MACHINE FINISHED ALLOY WHEELS		■	■	■		■	■	■
SPARE WHEEL – STEEL SPACE SAVER	■	■	■	■	■	■	■	■
JACK & TOOL SET	■	■	■	■	■	■	■	■
DIMENSIONS / WEIGHTS								
OVERALL LENGTH	4,720 mm							
OVERALL WIDTH	1,862 mm							
OVERALL HEIGHT	1,742 mm	1,745 mm			1,742 mm	1,745 mm		
WHEEL BASE	2,706 mm							
TRACK FRONT	1,594 mm							
TRACK REAR	1,603 mm							
GROUND CLEARANCE	205 mm	210 mm			205 mm	210 mm		
TURNING CIRCLE	11 m							
KERB WEIGHT	1,590 kg	1,660 kg	1,700 kg	1,705 kg	1,645 kg	1,720 kg	1,755 kg	1,760 kg
GROSS VEHICLE WEIGHT	2,245 kg	2,350 kg			2,245 kg	2,405 kg		
GROSS COMBINATION WEIGHT	3,845 kg	3,950 kg			3,845 kg	4,005 kg		
TOWING BRAKED	1,600 kg							
TOWING UNBRAKED	750 kg							
MAXIMUM ROOF LOAD	80 kg (with roof rail)							
CARGO ROOM LENGTH (2ND ROW UP, 3RD ROW FOLDED)	800 mm (SAE)							
CARGO ROOM LENGTH (2ND & 3RD ROW FOLDED)	1,717 mm (SAE)							
CARGO ROOM HEIGHT	870 mm (SAE)							
CARGO ROOM WIDTH	1,380 mm (SAE)							
CARGO ROOM WIDTH BETWEEN ARCHES	1,070 mm (SAE)							
CARGO CAPACITY (2ND ROW UP, 3RD ROW FOLDED) – TO SEAT BACK	514 L (VDA)	478 L (VDA)			514 L (VDA)	478 L (VDA)		
CARGO CAPACITY (2ND ROW UP, 3RD ROW FOLDED) – TO HEADLINING	660 L (VDA)	651 L (VDA)	655 L (VDA)		660 L (VDA)	651 L (VDA)	655 L (VDA)	
CARGO CAPACITY (2ND & 3RD ROW FOLDED) – TO SEAT BACK	806 L (VDA)	793 L (VDA)			806 L (VDA)	793 L (VDA)		
CARGO CAPACITY (2ND & 3RD ROW FOLDED) – TO HEADLINING	1,466 L (VDA)	1,461 L (VDA)	1,473 L (VDA)		1,466 L (VDA)	1,461 L (VDA)	1,473 L (VDA)	
CARGO CAPACITY (3RD ROW UP) – TO SEAT BACK	–	163 L (VDA)			–	163 L (VDA)		
CARGO CAPACITY (3RD ROW UP) – TO HEADLINING	–	225 L (VDA)			–	225 L (VDA)		

*Fuel economy and range figures are based on the ADR 81/02 test for combined urban/extra urban driving. Fuel economy & CO₂ figures are calculated to WLT-3P. Please note that actual on-road fuel consumption will vary depending on traffic conditions, vehicle load and individual driving styles.

Specifications PHEV

	PHEV 4WD			
	LS	XLS	VRX	EXCEED
GENERAL				
BODY TYPE	5 Door Wagon			
SEATING CAPACITY	5 Persons	7 Persons		
ENGINE				
ENGINE	4B12 (2.4L) D4 MPI VVT (IN)			
DISPLACEMENT	2,360			
COMPRESSION RATIO	11.8			
BORE AND STROKE	88.0 x 97.0			
MAX POWER	98 kW @ 5,000 RPM			
MAX TORQUE	195 Nm @ 4,300 RPM			
ELECTRIC MOTORS	2x Permanent Magnet Synchronous			
MAX POWER FRONT / REAR	85kW / 100kW			
MAX TORQUE FRONT / REAR	255Nm / 195Nm			
ALL ELECTRIC RANGE	103 km			
WH PER KM (NEDC)	208			
FUEL CONSUMPTION – (COMBINED) (WLT-3P CALCULATED)*	1.3 L/100 km			
CO ₂ – G/KM (WLT-3P CALCULATED)*	29			
FUEL & BATTERY SYSTEM				
FUEL TANK SIZE	53 L			
FUEL TYPE	Petrol 91			
BATTERY TYPE & VOLTAGE	Lithium ion battery 355V			
RATED CAPACITY (KILOWATT HOURS)	22.7 kWh			
CHARGING CABLE	Mode 2 – Type 2 Cable with CCID protector with 10amp plug Mode 3 – Type 2 to type 2 cable			
DC FAST CHARGING CAPABLE – CHADEMO	■	■	■	■
NORMAL CHARGING – TYPE 2	MODE 2 AC230V – 8A	Approx. 13 hours		
	MODE 2 AC230V – 10A	Approx. 10 hours		
	MODE 3 AC230V – 15A	Approx. 6.5 hours		
DC FAST CHARGING	Approx. 32 Minutes (up to 80% charge)			
VEHICLE-TO-HOME (V2H)	■	■	■	■
REGULAR CHARGING COOLING SYSTEM	■	■	■	■
CHARGING LID & CABLE LOCK	■	■	■	■
CHARGING PORT INDICATOR	■	■	■	■
EV PRIORITY MODE	■	■	■	■
SAVE MODE	■	■	■	■
CHARGE MODE	■	■	■	■
SUSPENSION & STEERING				
FRONT	Macpherson strut with coil spring & stabiliser			
REAR	Multi-link & stabiliser			
STEERING TYPE	Electric Power Steering			
TRANSMISSION AND DRIVE SYSTEM				
TRANSAXLE TYPE	Twin motor 4WD with optional petrol engine engagement (Parallel Hybrid Mode + Series Hybrid Mode + EV Mode)			
DRIVE SYSTEM	AWD with Super All Wheel Control (S-AWC)			
REGENERATIVE BRAKING MODE – GEAR LEVER AND PADDLE SHIFT ACTIVATED	■	■	■	■

	PHEV 4WD			
	LS	XLS	VRX	EXCEED
BRAKES				
FRONT – 350MM VENTILATED 2 POT DISCS, REAR – 330MM DISCS	■	■	■	■
DRIVETRAIN & CHASSIS				
S-AWC (SUPER-ALL WHEEL CONTROL)	■	■	■	■
ACTIVE STABILITY CONTROL (ASC) & TRACTION CONTROL	■	■	■	■
ACTIVE YAW CONTROL (AYC)	■	■	■	■
PEDAL OPERATION MODE	■	■	■	■
DRIVE MODE SELECTOR	■	■	■	■
ANTI-LOCK BRAKING SYSTEM (ABS) WITH ELECTRONIC BRAKE FORCE DISTRIBUTION (EBD)	■	■	■	■
HILL START ASSIST (HSA) & BRAKE ASSIST	■	■	■	■
AUTOMATIC TRANSMISSION SHIFT LOCK WITH KEY INTERLOCK	■	■	■	■
P235/60 R18 TYRE & 18-INCH ALLOY WHEEL MACHINE FINISHED	■			
P255/45 R20 TYRE & 20-INCH ALLOY WHEEL MACHINE FINISHED		■	■	■
TYRE REPAIR KIT	■	■	■	■
TOOL SET	■	■	■	■
DIMENSION / WEIGHTS				
OVERALL LENGTH	4,720 mm			
OVERALL WIDTH	1,862 mm			
OVERALL HEIGHT	1,747 mm	1,751 mm		
WHEEL BASE	2,704 mm			
TRACK FRONT	1,591 mm			
TRACK REAR	1,597 mm			
GROUND CLEARANCE	195 mm	199 mm		
TURNING CIRCLE	11 m			
KERB WEIGHT	2,090 kg	2,155 kg	2,190 kg	2,190 kg
GROSS VEHICLE WEIGHT	2,665 kg	2,865 kg		
GROSS COMBINATION MASS	4,265 kg	4,465 kg		
TOWING BRAKED	1,600 kg			
TOWING UNBRAKED	750 kg			
MAXIMUM ROOF LOAD	80 kg (with roof rail)			
CARGO ROOM LENGTH (2ND ROW UP, 3RD ROW FOLDED)	800 mm (SAE)			
CARGO ROOM LENGTH (2ND & 3RD ROW FOLDED)	1,717 mm (SAE)			
CARGO ROOM HEIGHT	870 mm (SAE)			
CARGO ROOM WIDTH	1,300 mm (SAE)			
CARGO ROOM WIDTH BETWEEN ARCHES	1,070 mm (SAE)			
CARGO CAPACITY (2ND ROW UP, 3RD ROW FOLDED) – TO SEAT BACK	472 L (VDA)	468 L (VDA)		
CARGO CAPACITY (2ND ROW UP, 3RD ROW FOLDED) – TO HEADLINING	645 L (VDA)	637 L (VDA)		
CARGO CAPACITY (2ND & 3RD ROW FOLDED) – TO SEAT BACK	780 L (VDA)	776 L (VDA)		
CARGO CAPACITY (2ND & 3RD ROW FOLDED) – TO HEADLINING	1,392 L (VDA)	1,384 L (VDA)		
CARGO CAPACITY (3RD ROW UP) – TO SEAT BACK	–	217 L (VDA)		
CARGO CAPACITY (3RD ROW UP) – TO HEADLINING	–	284 L (VDA)		

*Fuel economy and range figures are based on the ADR 81/02 test for combined urban/extra urban driving. Fuel economy & CO₂ figures are calculated to WLT-3P. Please note that actual on-road fuel consumption will vary depending on traffic conditions, vehicle load and individual driving styles.

Specifications

		LS	XLS	VRX	EXCEED
GENERAL					
BODY TYPE		5 Door Wagon			
SEATING CAPACITY		5 Persons	7 Persons		
EXTERIOR					
FRONT/REAR BUMPER LOWER GARNISH	BODY COLOURED			■	■
	MATERIAL BLACK	■	■		
SKID PLATE (FRONT/REAR)	SILVER PAINT		■	■	■
	MATERIAL BLACK	■			
GRILLE	BLACK WITH CHROME ACCENTS	■	■	■	■
DOOR GARNISH	BODY COLOURED			■	■
	MATERIAL BLACK	■	■		
SIDE WINDOW BELT LINE MOLDING	CHROME	■	■	■	■
DYNAMIC SHEILD	CHROME	■	■	■	■
BLACK PILLARS	PAINTED A,B, C & D PILLARS			■	■
	PAINTED A & D PILLARS	■	■		
ROOF	BODY COLOURED	■	■	■	
	TWO-TONE				■
DOOR MIRROR WITH SIDE TURN LAMP & HEATING FUNCTION & POWER FOLDING FUNCTION	BODY COLOURED	■	■	■	■
	WITH REVERSE AUTO TILT AND MEMORY FUNCTION			■	■
PRIVACY GLASS (REAR DOOR/REAR QUARTER/LIFTGATE)		■	■	■	■
ROOF RAIL (SILVER)		■	■	■	■
SHARK-FIN ANTENNA		■	■	■	■
ROOF SPOILER (WITH LED HIGH-MOUNT STOP LIGHT)		■	■	■	■
POWER PANORAMIC SUNROOF				■	■
POWER REMOTE LIFTGATE WITH HANDS-FREE ACCESS				■	■
COCKPIT					
4 SPOKE TYPE STEERING WHEEL & SHIFT KNOB WITH SILVER ACCENT	URETHANE	■			
	LEATHER-WRAPPED		■	■	■
SHIFT PANEL (SILVER)		■	■	■	■
TILT AND TELESCOPIC STEERING WHEEL	WITH CRUISE CONTROL, SPEED LIMITER, HANDS FREE, AUDIO, INFORMATION AND VOICE CONTROL BUTTONS	■	■		
	WITH MI-PILOT, SPEED LIMITER, HANDS FREE, AUDIO, INFORMATION AND VOICE CONTROL BUTTONS			■	■
STEERING WHEEL HEATER				■	■
ELECTRIC PARKING BRAKE WITH BRAKE AUTO HOLD		■	■	■	■
SEAT					
SEAT MATERIAL	HIGH GRADE CLOTH WITH STITCH	■			
	BLACK SYNTHETIC LEATHER		■		
	BLACK OR GREY LEATHER-TRIMMED			■	
	SIENNA BROWN SEMI-ANILINE LEATHER-TRIMMED				■
POWER ADJUSTABLE SEAT	DRIVER (8 WAY)		■		
	DRIVER (8 WAY) WITH MEMORY FUNCTION			■	■
	FRONT PASSENGER (8 WAY) WITH MEMORY FUNCTION			■	■
POWER LUMBAR SUPPORT	DRIVER SEAT	■	■	■	■
	FRONT PASSENGER			■	■
MASSAGE FUNCTION	DRIVER'S & FRONT PASSENGER				■
FRONT SEATBACK POCKET WITH MOBILE POCKET (DRIVER & PASSENGERS)		■	■	■	■
2ND ROW SEATBACK FOLDING FUNCTION WITH ONE-TOUCH FOLDING LEVER (40:20:40 SPLIT TYPE)		■	■	■	■
2ND ROW ADJUSTABLE SEAT	RECLINE	■			
	RECLINE & SLIDE WITH WALK-IN SYSTEM		■	■	■
3RD ROW SEATBACK FOLDING FUNCTION WITH RECLINE ADJUSTMENT	50:50 SPLIT	XLS, VRX and Exceed Petrol Models Only			
	BENCH TYPE	XLS, VRX and Exceed PHEV Models Only			
HEATED SEATS	FRONT ROW		■	■	■
	2ND ROW			■	■
FRONT SEATS VENTILATED				■	■

		LS	XLS	VRX	EXCEED
INTERIOR					
HEADLINING	GREY	■	■	■	
	BLACK				■
SUNGLASS HOLDER		■	■	■	■
CUP HOLDER (FLOOR CONSOLE X 2 & 2ND ROW SEAT CENTRE ARMREST X 2 & 3RD ROW QUARTER TRIM X 2)		■	■	■	■
BOTTLE HOLDER (FRONT & REAR DOOR)		■	■	■	■
CENTRAL DOOR LOCKING SYSTEM		■	■	■	■
KEYLESS OPERATION SYSTEM (KOS) (TRANSMITTER X 2) WITH PUSH BUTTON START		■	■	■	■
				■	■
REARVIEW MIRROR	DIGITAL WITH AUTO DIMMING			■	■
	AUTO DIMMING	■	■		
SUN VISOR WITH LID, LAMP (LED), VANITY MIRROR & TICKET HOLDER (DRIVER AND PASSENGER)		■	■	■	■
RETRACTABLE ASSIST GRIP (DRIVER SEAT X 1, PASSENGER SEAT X 1 & 2ND ROW SEAT X 2)		■	■	■	■
COAT HANGER (2ND ROW RIGHT/LEFT SIDE)		■	■	■	■
SMARTPHONE WIRELESS CHARGING			■	■	■
12V POWER OUTLET (INSTRUMENT PANEL & CARGO ROOM)	INSTRUMENT PANEL	■	■	■	■
	CARGO ROOM	Petrol Models Only			
	REAR OF CENTRE CONSOLE	PHEV Models Only			
1500W POWER OUTLET (220-240V) VEHICLE TO LOAD SYSTEM	CARGO ROOM	PHEV Models Only			
USB PORT	X2 FRONT CONSOLE (TYPE C)	■	■	■	■
	X1 CONSOLE BOX (TYPE C) CHARGING ONLY	■	■	■	■
	X2 REAR CONSOLE (TYPE C) CHARGING ONLY		■	■	■
FLOOR CONSOLE BOX WITH ARMREST		■	■	■	■
UNDERFLOOR CARGO AREA STORAGE		■	■	■	■
CARGO TIE-DOWN HOOK (X 4)		■	■	■	■
DOME & MAP LIGHT (FRONT, LED)		■	■	■	■
REAR ROOM LIGHT (LED)		■	■		
	2X PERSONAL LIGHTS			■	■
CARGO LIGHT (LED)		■	■	■	■
PUDDLE LIGHT (LED)				■	■
GLOVE BOX LIGHT		■	■	■	■
LED INTERIOR ILLUMINATION (FRONT DOOR HANDLE)				■	■
POWER WINDOW WITH INDIVIDUALLY AUTO UP/DOWN AND ANTI-TRAPPING FUNCTION FOR ALL WINDOW		■	■	■	■
PULL-UP TYPE SUNSHADE (2ND ROW SEAT)				■	■
ALUMINIUM DRIVER'S PEDALS				■	■
AIR CONDITIONER					
TRI-ZONE AUTOMATIC CLIMATE CONTROL			■	■	■
DUAL-ZONE AUTOMATIC CLIMATE CONTROL		■			
SAFETY & SECURITY					
ANTI-THEFT ENGINE IMMOBILIZER / SECURITY ALARM (HORN & TURN & BUZZ)		■	■	■	■
DRIVER & PASSENGER SRS AIRBAGS		■	■	■	■
FRONT SEAT-MOUNTED SIDE SRS AIRBAGS		■	■	■	■
SIDE CURTAIN SRS AIRBAGS		■	■	■	■
DRIVER KNEE SRS AIRBAG		■	■	■	■
FRONT SEAT-MOUNTED CENTRE SRS AIRBAG		■	■	■	■
EMERGENCY STOP SIGNAL (ESS)		■	■	■	■
FRONT 3 POINT SEATBELT WITH EMERGENCY LOCKING RETRACTOR (ELR) (WITH FORCE LIMITER & PRETENSIONER)		■	■	■	■
REAR SEAT 3 POINT SEATBELT WITH EMERGENCY LOCKING RETRACTOR (ELR) (WITH FORCE LIMITER & PRETENSIONER*) *2ND ROW CENTRE SEAT IS NOT INCLUDED		■	■	■	■
SEATBELT REMINDER – ALL SEATS		■	■	■	■
LOWER ANCHOR AND TETHER ANCHOR FOR ISO-FIX CHILD SEAT (FOR 2ND ROW SEAT X 2)		■	■	■	■
HILL DESCENT CONTROL (HDC)		■	■	■	■
ADAPTIVE CRUISE CONTROL (ACC)		■	■	■	■
FORWARD COLLISION MITIGATION (WITH PEDESTRIAN / CYCLIST DETECTION & JUNCTION ASSIST)		■	■	■	■

	LS	XLS	VRX	EXCEED
SAFETY & SECURITY (CONT.)				
LANE DEPARTURE WARNING (LDW)	■	■	■	■
LANE DEPARTURE PREVENTION (LDP)	■	■	■	■
EMERGENCY LANE ASSIST (ELA)	■	■	■	■
REAR CROSS TRAFFIC ALERT (RCTA)	■	■	■	■
REARVIEW CAMERA	■	■	■	■
MULTI AROUND VIEW MONITOR WITH MOVING OBJECT DETECTION (MOD)	■	■	■	■
TRAFFIC SIGN RECOGNITION SYSTEM (TSR)	■	■	■	■
BLIND SPOT WARNING (BSW) WITH LANE CHANGE ASSIST (LCA)	■	■	■	■
REAR AUTOMATIC EMERGENCY BRAKING (REAR AEB)	■	■	■	■
DRIVER ATTENTION ALERT (DAA)	■	■	■	■
DRIVER MONITORING SYSTEM (DMS)	■	■	■	■
TRAILER STABILITY ASSIST (TSA)	■	■	■	■
MI-PILOT			■	■
ADAPTIVE CRUISE CONTROL (ACC) WITH TRAFFIC JAM ASSIST			■	■
LANE KEEP ASSIST (LKA)			■	■
SPEED LIMIT LINK			■	■
PARKING SENSORS (FRONT & REAR)	■	■	■	■
CHILD SAFETY LOCK (REAR DOOR)	■	■	■	■
SPEED LIMITER	■	■	■	■
REAR SEAT ALERT	■	■	■	■
PEDESTRIAN APPROACH WARNING SYSTEM			PHEV Models Only	
STOP LAMP ACTIVATION IN HIGH REGENERATIVE BRAKING MODE			PHEV Models Only	
DISPLAY				
12.3-INCH FULL DIGITAL DRIVER DISPLAY	■	■	■	■
10.8-INCH HEAD-UP DISPLAY (HUD) (WINDSHIELD TYPE)			■	■
NAVIGATION & AUDIO				
12.3-INCH SMARTPHONE-LINK DISPLAY AUDIO (SDA) NAVIGATION SYSTEM, AM/FM/DAB RADIO, USB/BLUETOOTH® MUSIC PLAYER, USB PORT (FRONT CONSOLE, TYPE C X2)	■	■	■	■
WIRELESS ANDROID AUTO & WIRELESS APPLE CARPLAY	■	■	■	■
DYNAMIC SOUND YAMAHA PREMIUM WITH 8 SPEAKERS	■	■	■	■
BLUETOOTH® HANDS-FREE SYSTEM WITH VOICE CONTROL	■	■	■	■
LIGHTING & VISIBILITY				
LED LOW AND HIGH BEAM HEADLIGHT		■		
3 LED STYLE WITH MANUAL LEVELLING	■	■		
ALH STYLE WITH AUTO LEVELLING			■	■
AUTOMATIC DUSK-SENSING HEADLIGHT	■	■	■	■
AUTOMATIC HIGH BEAM (AHB)	■	■		
ADAPTIVE LED HEADLIGHTS (ALH)			■	■
LED FRONT FOG LIGHT		■	■	■
LED REAR FOG LIGHT	■	■	■	■
LED DAYTIME RUNNING LIGHT (DRL)	■	■	■	■
FRONT SEQUENTIAL TURN INDICATORS			■	■
REAR COMBINATION LIGHT (LED TAIL, TURN LIGHT, BACK UP LIGHT, STOP LIGHT)	■	■	■	■
FRONT RAIN-SENSING WIPER		■	■	■
REAR INTERMITTENT WIPER	■	■	■	■
REAR WINDOW DEMISTER	■	■	■	■
WELCOME LIGHT & COMING HOME LIGHT	■	■	■	■

While we have made every effort to ensure that the specifications are correct at the time of printing, Mitsubishi product is constantly developing. We reserve the right to change the specifications, colours and prices of models and items within this brochure. For current specifications always contact your Mitsubishi dealer.



10 **DIAMOND** **5**
ADVANTAGE
YEAR YEAR

8 
YEAR BATTERY
WARRANTY

A VERY WELL MADE WARRANTY

There's no better protection for your new Mitsubishi than our **Diamond Advantage Warranty**. Whichever Mitsubishi you see yourself in, wherever the road takes you, you'll be thoroughly covered from bumper to bumper.

Our **Diamond Advantage Warranty** comprises a **10 year / 160,000 km powertrain warranty** that covers everything from engine to axle; a **5 year / 130,000 km new vehicle warranty**; and **5 years' Premium Roadside Assist**, which looks after you if the unexpected should happen. It's the warranty designed for complete peace of mind.

The Outlander PHEV battery is covered by an 8 year/160,000km warranty, which is very reassuring protection for one of the vehicle's main components.

Visit mmnz.co.nz for terms and conditions