



**MITSUBISHI  
MOTORS**



***ECLIPSE  
CROSS  
PHEV***



CHANGE IS IN THE AIR AND TODAY YOU'VE STARTED  
ON THE JOURNEY THAT WILL CHANGE YOUR LIFE.

THE COUNTRYSIDE HAS ALWAYS BEEN YOUR  
PLAYGROUND.

THE WEEKEND TO ADVENTURE, TO UNWIND,  
TO RENEW AND RECHARGE YOUR BATTERIES.

TODAY YOU'VE MADE THE CHANGE THAT'S  
BETTER FOR YOUR LIFESTYLE AND BETTER  
FOR THE ENVIRONMENT.

THE NEW ECLIPSE CROSS PHEV IS THE SUV THAT  
CAN CARRY YOU TO WORK EACH DAY ON CLEAN,  
RECHARGEABLE BATTERY POWER, YET EFFORTLESSLY  
REACH THE ADVENTURE OF THE COUNTRYSIDE WITH  
ITS EFFICIENT PETROL ENGINE.

YES, TODAY CHANGE IS IN THE AIR,  
THANKS TO YOU.





# ECLIPSE CROSS PHEV



» MODEL SHOWN ECLIPSE CROSS PHEV VRX in White Diamond.

## » FULLY CHARGED

Chargeable at home or in the city, the new **Eclipse Cross PHEV** is designed to complement your busy lifestyle. Capable of both emissions-free city commuting and long-distance road trips it brings together the best of both worlds.

## » CONNECTED

**Eclipse Cross PHEV** offers intuitive, intelligent features that provide connectivity, safety and efficiency beyond those you would expect in an SUV.

## » LOOK CLOSELY

Following the design evolution of the front grille, lights and sculptured rear of the **Eclipse Cross**, discreet PHEV badging and unique machine-finished 18-inch alloy wheels identify it as something special.







# *Power couple*

A WELL-EARNED BREAK FOR LUNCH AND SOME RETAIL THERAPY, AND BOTH YOU AND ECLIPSE CROSS PHEV ARE TOPPED UP.



# Energy HQ



» MODEL SHOWN Eclipse Cross PHEV VRX in White Diamond.



» (ABOVE) REGENERATIVE BRAKING  
Regenerative braking uses kinetic energy to charge the drive battery when the accelerator is released and while the brake pedal is being pressed.



» CHARGING AT HOME  
Fully charge your Eclipse Cross PHEV overnight with an ordinary 3 pin plug.

At the heart of the PHEV energy system is the dash-mounted 8-inch touchscreen, displaying the car's drive modes and energy flow.

You can use the energy flow information on screen to simply monitor the vehicle's efficiency and performance. You can keep the charge in the battery using the Battery Save Mode. You can use the petrol engine to fill the battery with Battery Charge Mode and to further increase the efficiency of the vehicle's operation, select Eco Mode.

Chargeable at home from a normal electric plug or from public EV fast-chargers in the city, the **Eclipse Cross PHEV** is capable of completing your daily commute of up to 55kms\* without using any petrol at all. That's zero fuel and zero emissions. Should you need to go further, the 2.4L petrol engine seamlessly combines to give you a range of up to 650kms\*. On the drive, the two energy systems work in tandem to deliver exceptional fuel economy of just 2.1L per 100kms\*.

\*Fuel economy and range figures are based on the ADR 81/02 test for combined urban/extra urban driving. Fuel economy & CO<sub>2</sub> figures are calculated to WLT-3P. Please note that actual on-road fuel consumption will vary depending on traffic conditions, vehicle load and the individuals' driving styles.





ECLIPSE CROSS PHEV

# *The Perfect Cross*

A FUEL-FREE WEEKLY COMMUTE PLUS THE RANGE  
TO TAKE YOU OUT BEYOND THE CITY LIMITS.



# Light up the night

AN SUV THAT MATCHES YOUR ACTIVE LIFESTYLE.




» MODEL SHOWN Eclipse Cross PHEV VRX in White Diamond.

While the new **Eclipse Cross PHEV** is an SUV designed to take you out to the countryside, it's right at home in the city too. Its sharp distinctive contours and bold lines dramatically define its body shape, while inside you'll appreciate the luxurious leather-appointed cabin\* (VRX only) designed to provide a premium driver experience. Reversing Camera, Forward Collision Mitigation, 7 Airbags and Pedestrian Approach Warning are just a

\*Finishes specified as leather-appointed contain a combination of genuine leather and man-made materials.

few of a vast suite of intelligent driver aids that combine to give you confidence and keep everyone safer.

Above you, the integrated dual sunroof (VRX only) floods the cabin with ambient light, while smartphone connectivity brings all your music, navigation and communication onto the 8-inch touchscreen. Bluetooth™ hands-free with voice activation can be operated without distraction with the controls on the steering wheel.



» HEATED LUXURY SEATS  
VRX offers leather-appointed heated seats throughout.

» 18-INCH ALLOY WHEELS  
Machine-finished 18-inch alloy wheels come as standard.



# The weekend starts here

THE NEW ECLIPSE CROSS PHEV HAS ALREADY RECHARGED ITS BATTERIES ON THE WAY HERE, NOW IT'S YOUR TURN.





# Technically speaking

EFFICIENTLY DELIVERING YOU AND YOUR GEAR TO THE START OF YOUR NEXT ADVENTURE IS WHAT NEW ECLIPSE CROSS PHEV WAS MADE FOR.

Onboard, a full suite of intuitive driving technologies have got your back.

On the open road or in heavy traffic, Adaptive Cruise Control will match your speed to that of the vehicle in front of you for smooth driving. Forward Collision Mitigation stays constantly focused on the road ahead and reacts to oncoming hazards, bringing you to a complete stop if necessary.



» MODEL SHOWN Eclipse Cross PHEV VRX in White Diamond.

The Super All-Wheel Control system provides superior levels of grip by balancing torque and brakeforce between all four wheels while ABS brakes arrest even the slightest loss of adhesion under heavy braking.

Meanwhile, the intuitive energy system of the Eclipse Cross PHEV allows you to drive just as you would a normal car or get

intimately involved in monitoring the drive modes that show how the battery, electric motors and petrol engine are working together. You can select Eco Mode to increase the vehicles efficiency or switch to EV Priority Mode to deliver zero emissions instantly.





# Command and comfort



Settle into the cabin and you'll instantly feel generously supported by the heated leather-appointed seats (VRX only). Looking around, you'll be taken with how a car as technically advanced as this can feel so welcoming and normal.

Everything you need to take you on your adventures is right there at your fingertips and so logically and beautifully laid out. Push the start button and in that instant you become the centre of attention. All you'll hear is the surprising silence of the twin electric motors, be assured a galaxy of technology has just silently linked together to take care of your every command.

Deep within the rigid high-tensile shell, 7 airbags report for duty as camera and laser systems pair to monitor your surroundings and the road ahead.





# Venture forth, safety first



» MODEL SHOWN Eclipse Cross PHEV VRX in White Diamond.

Eclipse Cross PHEV is as uncompromising on efficiency as it is on safety. The minute you open the door, it sets in motion a protection system that not only looks after you and your passengers, but also those outside the car too.

Multiple exterior cameras not only offer you a view of what's happening directly behind, but all around you, which is displayed on the Multi-Around View Monitor (VRX only) at the centre of the dash.

Because the EV Priority mode is so quiet, all models use a Pedestrian Approach Warning System to alert pedestrians of your presence in busy areas.

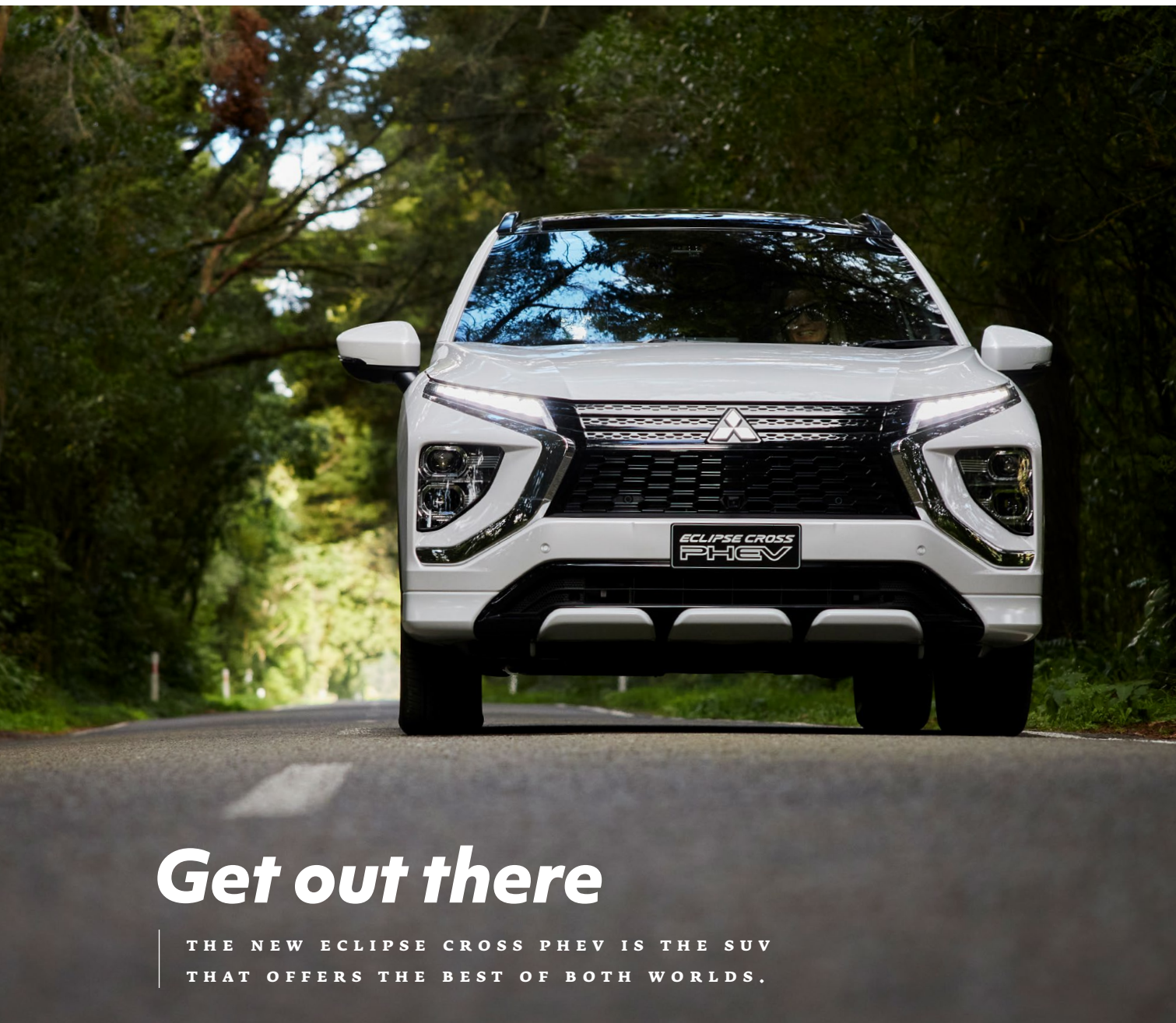
While driving, the Heads Up Display system (VRX only) projects critical driver information onto a screen directly in your line of sight, allowing you to keep your eyes on the road ahead.



» SAFETY FROM EVERY ANGLE  
The Multi-Around View Monitor gives you a bird's-eye view for safety in tight spaces (VRX only).

» MODEL SHOWN Eclipse Cross PHEV VRX in White Diamond.





# Get out there

THE NEW ECLIPSE CROSS PHEV IS THE SUV  
THAT OFFERS THE BEST OF BOTH WORLDS.

The Eclipse Cross PHEV can charge at home overnight with a normal 3-pin plug. It can take you on your daily commute without using a drop of fuel with its twin electric motors, and yet still take you and your gear out to the edge of adventure, harnessing its powerful 2.4L petrol engine.

With a push of a button, you can activate the enhanced road-holding capabilities with four AWD driving modes which

» **MODEL SHOWN** Eclipse Cross PHEV VRX in White Diamond.

balances the torque and brakeforce for better stability and control.

Despite its extraordinary technological talents, there's purposefully nothing sci-fi or complicated about it.

Eclipse Cross PHEV is designed to deliver a normal, everyday driving experience to the owner.

It's not the future, its today.  
So get out there.



» (LEFT) ON-DEMAND AWD  
With AWD driving modes (Tarmac / Gravel / Snow / Normal) you'll keep traction, whatever the conditions.

» (BELOW LEFT) ONE-TOUCH START  
No keys required. Just one press starts and stops the vehicle.



» (BELOW) BETTER VISIBILITY  
Daytime Running LEDs look smart and help other drivers see you.

## Features at a glance

ECLIPSE CROSS PHEV BRINGS YOU SMART FEATURES TO KEEP YOU IN CONTROL,  
RELAXED AND COMFORTABLE.



» (ABOVE) FAST CHARGING  
By using a Fast Charger the Eclipse Cross PHEV has the capability to charge from 0 to 80% in approximately 25 minutes.



» (ABOVE RIGHT) HEAD-UP DISPLAY  
Critical driver information is projected onto a screen directly in your line of sight, allowing you to keep your eyes on the road. (VRX only).




» (RIGHT) DUAL SUNROOF  
Eclipse Cross PHEV VRX comes with an integrated Dual Sunroof so natural light floods the cabin.






» MODEL SHOWN Eclipse Cross PHEV VRX.


# Detailing.




» CARDRONA




» ELECTRIC BLUE




» TITANIUM



» MOCHA



» AMETHYST BLACK




» STERLING SILVER



» WHITE DIAMOND\*

\*Only available on VRX.



» RED DIAMOND



» Eclipse Cross PHEV VRX in White Diamond.

# Eclipse Cross PHEV



» Eclipse Cross PHEV XLS  
High Grade Cloth with  
synthetic leather trim.



» Eclipse Cross PHEV VRX  
Black Leather-Appointed Trim.

XLS HAS THE SIGNATURE ECLIPSE CROSS STYLE WITH THE SMART PHEV TECHNOLOGY AND EFFICIENCY, VRX ADDS REAL LUXURY. BOTH MODELS OFFER THE SAFETY AND DRIVING EXPERIENCE OF ALL-WHEEL DRIVE.

## AWD PETROL XLS AT A GLANCE:

- + Super All Wheel Control (S-AWC)
- + Up to 650km Combined Range\*
- + 2.1L / 100km Fuel Economy\*
- + 55km EV Range\*
- + 5-Star ANCAP Safety
- + 8-Inch Smartphone Link Display Audio System
- + Front and Rear Parking Sensors
- + Adaptive Cruise Control
- + 18-Inch Alloy Wheels
- + Rear View Camera
- + Forward Collision Mitigation
- + Dual-Zone Climate Control
- + Keyless Operating System with Push-Button Start
- + Dusk-Sensing LED Headlamps
- + Heated Front Seats
- + Lane Departure Warning

## AWD PETROL VRX INCLUDES ALL XLS FEATURES PLUS:

- + Leather-Appointed Interior with Front Seat Power Assist
- + Multi-Around View Monitor
- + Dual Sunroof
- + Heated Steering Wheel
- + Heated Front and Rear Seats
- + Black Interior Headlining
- + Head-Up Display
- + Auto-Dimming Interior Mirror
- + Power Remote Tailgate with Hands-Free Access
- + 1500W Power Outlet

\*Fuel economy and range figures are based on the ADR 81/02 test for combined urban/extra urban driving. Fuel economy figures are calculated to WLT-3P. Please note that actual on-road fuel consumption will vary depending on traffic conditions, vehicle load and the individuals' driving styles.



Specifications

*ECLIPSE CROSS* PHEV

	XLS	VRX
ENGINE		
PETROL ENGINE	2.4L	
MAX POWER	94kW @ 4500RPM	
MAX TORQUE	199Nm @ 4500RPM	
ELECTRIC MOTORS	2x Permanent Magnet Synchronous	
MAX POWER FRONT / REAR	60kW / 70kW	
MAX TORQUE FRONT / REAR	137Nm / 195Nm	
ALL ELECTRIC RANGE (KM)	Up to 55 KM*	
FUEL CONSUMPTION	2.1 L / 100 KM*	
CO <sub>2</sub>	47 G / KM*	
TRANSMISSION		
TRANSAXEL TYPE	Twin-Motor 4WD with Optional Petrol Engine Engagement (Parallel Hybrid Mode/Series Hybrid Mode/EV Mode)	
AWD SYSTEM	Super All Wheel Control (S-AWC) with AWD Driving Modes (Tarmac / Gravel / Snow /Normal / Eco)	
REGENERATIVE BRAKING MODE – GEAR LEVER AND PADDLE-SHIFT ACTIVATED	6 Stages	
SHIFT LEVER	Self-Centralising with Park Brake Button – Reverse, Neutral, Drive & Regenerative Braking Functions	
FUEL & BATTERY SYSTEM		
FUEL TANK SIZE / FUEL TYPE	45 L / Petrol 91	
BATTERY TYPE / VOLTAGE / RATED CAPACITY	Lithium-ion / 300 V / 13.8 kWh	
CABLES	Mode 2 – Type 2 Cable with CCID Protector with 10 Amp Plug, Mode 3 – Type 2 to Type 2 Cable	
CHARGING	AC (Type 2) Charging with DC Fast Charging Capability (CHADeMO)	
SAFETY FEATURES		
AIRBAGS	Driver, Passenger, Side, Curtain & Driver's Knee	
BRAKING SAFETY SYSTEM	4-Wheel ABS with EBD & ASC	
SMART BRAKE & BRAKE ASSIST	All Models	
ACTIVE TRACTION CONTROL & HILL START ASSIST	All Models	
REVERSING CAMERA INTEGRATED WITH TOUCHSCREEN	All Models	
MULTI AROUND VIEW MONITOR SYSTEM WITH 4 CAMERAS	–	Yes
PARKING SENSORS	Front & Rear	
FRONT SEATBELTS WITH WARNING LAMP & BUZZER	3-Point with ELR x2, Pretensioner, Force Limiter & Adjustable Belt Anchor	
2ND ROW SEAT BELTS	3-Point with ELR, Pretensioner, Force Limiter x2, 3-Point Centre Belt with ELR x1	
CHILD SEAT RESTRAINTS	ISOFIX x2 on 2nd Row of Seats & Tether Anchor x3	
CHILD-PROOF LOCK ON REAR DOORS	All Models	
ADJUSTABLE SPEED LIMITER	All Models	
PEDESTRIAN APPROACH WARNING SYSTEM	All Models	
ADAPTIVE CRUISE CONTROL	All Models	
BLIND SPOT WARNING (WITH LANE CHANGE ASSIST)	All Models	
REAR CROSS TRAFFIC ALERT	All Models	
FORWARD COLLISION MITIGATION WITH PEDESTRIAN DETECTION	All Models	
HEAD-UP DISPLAY (HUD)	–	Yes
LANE DEPARTURE WARNING	All Models	
WHEELS		
WHEEL TYPE / TYRES	18-Inch Alloy Wheel / 225/55R18	
JACK, TOOL SET & TYRE REPAIR KIT	All Models	
BRAKES		
BRAKES	16-Inch Discs, Ventilated on Front with Electric Type Park Brake	
STEERING		
STEERING WHEEL	Leather-Covered with Adaptive Cruise, Speed Limiter, Audio & Phone Controls	Leather-Covered with Adaptive Cruise, Speed Limiter, Audio & Phone Controls + Multi Around View Monitor
STEERING WHEEL HEATER	–	Yes

	XLS	VRX
EXTERIOR		
DUAL SUNROOF	–	Yes
HEADLAMPS	LED with Manual Levelling with LED Daytime Running Lights & LED Fog Lamps	
POWER REMOTE TAILGATE WITH HANDS-FREE ACCESS	–	Yes
ROOF RAILS	Integrated Style – Black	
WINDOW BELT LINE MOULDING	Chrome	
DOOR HANDLES	Body Colour	
BUMPERS	Body Colour with Lower Silver Garnish & Silver Skid Plate	Body Colour with Lower Gloss Black Garnish & Colour Key Skid Plate
INTERIOR		
SEAT TRIM FABRIC	High-Grade Cloth with Synthetic Leather Trim	Black Leather-Appointed
DRIVER'S SEAT	Heated with Power Assisted Height, Tilt & Slide	Heated with Power Assisted Height, Tilt & Slide
FRONT PASSENGER'S SEAT	Heated with Manual Slide & Recline Adjustment	Heated with Power Assisted Height, Tilt & Slide Adjust
2ND ROW SEATS	60 / 40 Split with Recline & Fold Function with Armrest	60 / 40 Split with Heated Outside Passenger Seats, Recline & Fold Function with Armrest
ROOF LINING	Grey	Black
COMFORT & CONVENIENCE ITEMS		
SPEEDO & EV MOTOR POWER METER WITH DIMMER	All Models	
MULTI-DISPLAY METER WITH TRIP COMPUTER	Colour LCD	
BUZZER & WARNING LIGHTS	Front Seat Belts, Door & Tailgate Open	
CENTRAL LOCKING	Keyless Operating System & Keyless Entry with Lock / Unlock Button on Front Doors – x2 Transmitters	
START SYSTEM	Push-Button Start / Stop	
EV REMOTE CONTROL BY WIFI WITH KEY FOB OVERRIDE	All Models	
ELECTRIC WINDOWS	Front & Rear with Key-Off Timer	Front & Rear (Driver Auto Up & Down – All Doors) with Key-Off Timer
AUTOMATIC RAIN-SENSING FRONT WIPERS	All Models	
DUSK-SENSING HEADLAMPS WITH AUTO HIGH BEAM	All Models	
HEADLAMP MONITOR WITH AUTO SHUT-OFF	All Models	
HEATER & AIR CONDITIONING WITH AIR FILTER	Dual-Zone Climate Control	
INTERIOR MIRROR	Day / Night Type	Auto-Dimming
ACCESSORY SOCKETS (12V)	x1 Located on Instrument Panel	
POWER OUTLET (1,500W) – CARGO ROOM	–	Yes
AUDIO & MEDIA		
SOUND SYSTEM WITH STEERING WHEEL CONTROLS	8-Inch Touch Screen SDA System (Apple CarPlay & Android Auto Compatible) AM / FM with 6 Speakers	
BLUETOOTH™ HANDS-FREE TELEPHONE SYSTEM WITH STEERING WHEEL CONTROLS & VOICE ACTIVATION	All Models	
CONNECTIVITY	USB Ports – 2x On Instrument Panel, 2x Rear Center Console (Charging Only, 1x USB A, 1x USB C) & Wireless Bluetooth™ Audio Streaming	
DIMENSIONS / WEIGHTS		
OVERALL LENGTH / WIDTH / HEIGHT	4,545 / 1,805 / 1,685 mm	
WHEEL BASE / TRACK FRONT / TRACK REAR	2,670 / 1,540 / 1,540 mm	
GROUND CLEARANCE	188 mm	
FRONT HEADROOM	1,003 mm	
REAR HEADROOM	945 mm	933 mm
TURNING CIRCLE	10.8 m	
KERB WEIGHT	1,890 kg	1,895 kg
GROSS VEHICLE WEIGHT	2,430 kg	
TOWING BRAKED / UNBRAKED**	1,500 / 750 kg	
CARGO VOLUME – 2ND ROW UP (TO TOP OF SEAT BACK)	359 L (VDA)	
CARGO VOLUME – 2ND ROW DOWN (TO TOP OF 1ST SEAT BACK)	626 L (VDA)	
CARGO ROOM WIDTH / HEIGHT / LENGTH	1,000 / 745 / 677 mm (SAE)	

While we have made every effort to ensure that the specifications are correct at the time of printing, Mitsubishi product is constantly developing. We reserve the right to change the specifications, colours and prices of models and items within this brochure. For current specifications always contact your Mitsubishi dealer.

\*Fuel economy and range figures are based on the ADR 81/02 test for combined urban/extra urban driving. Fuel economy & CO2 figures are calculated to WLTC-3P. Please note that actual on-road fuel consumption will vary depending on traffic conditions, vehicle load and the individuals' driving styles.

\*\*Eclipse Cross PHEV tow weight is specified for use on NZ road network. Private driveways, boat ramps, sandy beaches and other off road settings may limit take off performance.





## A VERY WELL MADE WARRANTY

---

There's no better protection for your new Mitsubishi than our **Diamond Advantage Warranty**. Whichever Mitsubishi\* you see yourself in, wherever the road takes you, you'll be thoroughly covered from bumper to bumper.

Our **Diamond Advantage Warranty** comprises a **10 year / 160,000 km powertrain warranty** that covers everything from engine to axle; a **5 year / 130,000 km new vehicle warranty**; and **5 years' Premium Roadside Assist**, which looks after you if the unexpected should happen. It's the warranty designed for complete peace of mind.

The Outlander PHEV battery is covered by an 8 year/160,000km warranty, which is very reassuring protection for one of the vehicle's main components.

---

Visit **[mmnz.co.nz](http://mmnz.co.nz)** for terms and conditions