

 **XCMG** SALES
& SERVICE

XC958 WHEEL LOADER



www.xcmgmachinery.com.au

INDUSTRY EXPERTISE

XCMG Sales & Service is one of Australia's **fastest growing** construction and mining equipment suppliers.

Offering premium quality excavators, wheel loaders, compaction rollers, graders, access equipment and mini excavators, XCMG Sales & Service has **the products and the support** to keep you working on any job site.

MACHINERY SALES

XCMG Sales & Service know construction and mining equipment. You can count on our **dedicated and knowledgeable team** of product experts to take the time to understand and satisfy your machinery needs by recommending the **right solution for the job**.

RENTALS & HIRE

If you need a high-performance machine with reliability you can **trust**, and the flexibility of hiring, we have you covered.

Our fleet is diverse, with machines to suit almost any job. Furthermore, because our rental fleet is maintained by factory-trained technicians, you can be confident that you'll not only be getting the best machines on the market, but that it's going to **work as hard as you do**, day-in day-out.

AFTERMARKET SUPPORT

We're here to help keep you and your machine working. With an **exceptional over-the-counter fill rate** on spare parts, you're assured that when you buy a machine from XCMG Sales & Service, you'll be looked after throughout your machine's entire lifetime, from start to finish.

Every service job is as important to us as it is to you, and with a dedicated team of machinery technicians, we have ample resources to look after any of your machine repairs or servicing requirements **quickly and efficiently**.

ABOUT

The World's 3rd largest manufacturer of construction and mining equipment.

Founded in 1943, 8 decades of experience.

Manufacturing in USA, Germany, China, Brazil and India.

Extensive supply chain and dealer network throughout Australia.

Deep relationships with corporate giants: Rio Tinto, BHP and MMG in Australia.

MINI / LARGE EXCAVATORS

1 to 49 Tonne

WHEEL LOADERS

5 to 100 Tonne

COMPACTION ROLLERS

1.5 to 30 Tonne Smooth & Padfoot

GRADERS

7.5 to 70 Tonne

ACCESS EQUIPMENT

Lift Heights From 5 to 21 Metres



NEWCASTLE (NORTHERN NSW)

Situated in Hexham on the Pacific Highway. Serves the Northern NSW region from the Hawkesbury River to the QLD border. Company headquarters: complete sales, service (in-house / field), hire, parts and corporate shared services.

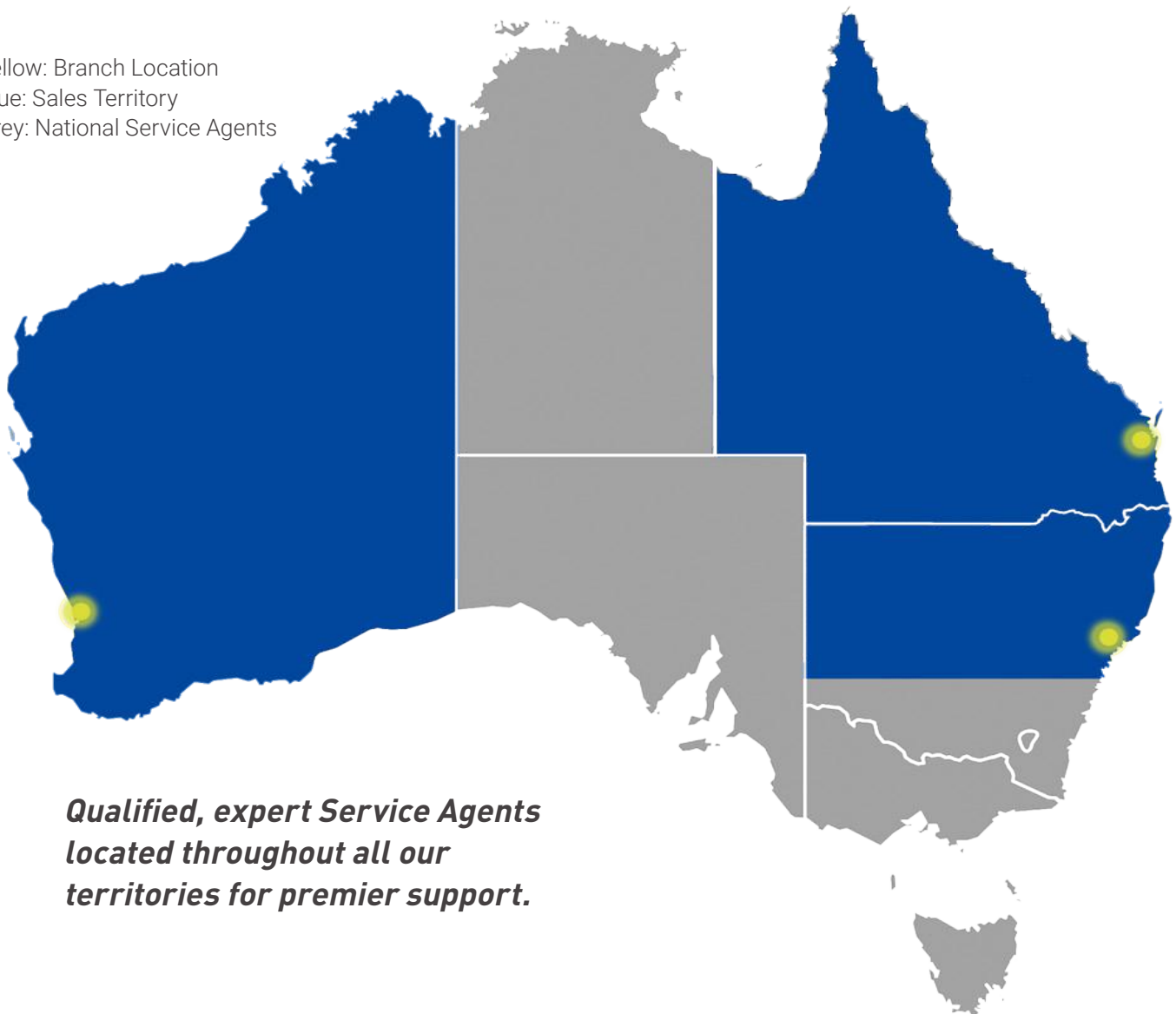
PERTH (WESTERN AUSTRALIA)

Located in Welshpool just 15 minutes from the CBD, serves the entire state of Western Australia. Sales, rentals, parts and service, including field service capabilities to various mine sites throughout WA.

BRISBANE (QUEENSLAND)

Situated 30 minutes from the CBD, conveniently located to serve all areas of Queensland. Sales, rentals, parts and service (in-house and field).

Yellow: Branch Location
Blue: Sales Territory
Grey: National Service Agents



***Qualified, expert Service Agents
located throughout all our
territories for premier support.***

PERFORMANCE, RELIABILITY & VALUE

GLOBAL DOMINANCE

XCMG is the World's 3rd largest construction machinery manufacturer, with branches, dealers and service agents throughout Australia.

HEAVY DUTY STRUCTURE

The XC958 has an extra heavy duty load frame design to ensure a strong structure, high load carrying capacity, extended machine life and performance.

HEAT MANAGEMENT

The large radiator and low speed fan can adjust speed according to the heat dissipation requirements to quickly reach the best working condition, while also reducing energy consumption and noise pollution.

TRANSMISSION

Fully automatic large capacity torque converter ZF 4BP210 transmission, reduces shifting impact while travelling and working in various conditions.

BRAKING SYSTEMS

Wet axle and fully hydraulic wet brake system is maintenance free, and meets high working load requirements with exceptional reliability.

CUMMINS ENGINE

The XC958 wheel loader uses the Cummins QSB6.7 engine, Euro 3 emission certified, giving the XC958 the power to work through complex working conditions with exceptional reliability.

Designed to perform...



XC958 WHEEL LOADER

VISIBILITY PLUS

In addition to the 360-degree visibility offered by the XC958's panoramic window design, also included as standard are front and rear work lights.

SELF-CLEANING FAN

The low-speed radiator fan has an automatic reversal function for self-cleaning in high dust working environments, helping to maintain your engine and provide extended machine life longevity.

ENCLOSED CABIN

ROPS and FOPS certified cabin is durable and robust to handle severe impact, ensuring your safety and peace of mind while operating. Heavy duty structural parts are robot welded to ensure quality.

HYDRAULIC SYSTEM

Variable load sensing hydraulic system with a breakout force up to 175kN provides on-demand distribution of fuel during steering and operation.

INTERIOR SAFETY

The cabin's interior is made from flame retardant materials, includes a fire extinguisher, air conditioning with exceptional air flow, and delivers a highly dust-proof operating environment.

EXTERIOR SAFETY

The ladders, passageway, operation platform, exit access and rotating beacon all comply with the safety standards of ISO 2867 and ISO 2860, ensuring your operating safety first.

...built to last.



PERFORMANCE, RELIABILITY & VALUE

OPTIMUM EFFICIENCY

With a fully automatic torque converter with two working modes, the XC958 helps the operator reach optimum efficiency quickly and easily.

CABIN FEATURES

Well-insulated, digital gauges to monitor machine functions, a suspension seat with lumbar support, and ergonomic controls for easy operation.

CONVENIENCE

The upturned back cover and side-turn cab displays a single row of large tone radiators with a sizeable maintenance window for near effortless check-ups.

EASY DAILY MAINTENANCE

The remote centred lubrication and drainage pressure testing provides easy access for maintenance keeping your machine in top shape.

MAINTENANCE ACCESS

Ladders on the front and rear frames, counterweights, oil extraction and drain devices, and pressure measurement points ensure easy maintenance.

INTELLIGENT DASHBOARD

The XC958 contains a digital combination metre, so the operator can easily check the loader's running status and various important information at a glance.

Designed to perform...



XCMG958 WHEEL LOADER

RELIABILITY & TRUST

XCMG's key focus is the complete satisfaction and success of every machine owner - making your business as profitable as possible.

IMPROVED EFFICIENCY

Pilot control lever with F-N-R shifting function minimizes operation motions for greater working efficiency, improved travel and better load retention.

SIMPLE CONTROLS

The easy command-based controls, automatic position restriction, buffering function, jog, level and lift and automatic leveling makes the operators work easier and more enjoyable.

FUEL EFFICIENCY

A load sensing hydraulic system and adjusting operation condition improves fuel efficiency and provides longer uninterrupted operation.

BUCKET FEATURES

3.1 m³ quick hitch bucket with cutting edge, made from wear-resistant and impact-resistant high strength steel plate.

UNMATCHED SUPPORT

Product experts at your local dealer provide exceptional support throughout your machine's lifetime: operation, maintenance and service from the delivery date through to its very last day on the job.

...built to last.





Comfortable and ergonomic operator station



Suspension seating and simple controls



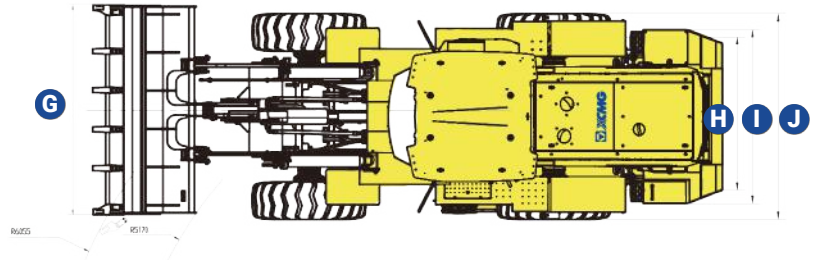
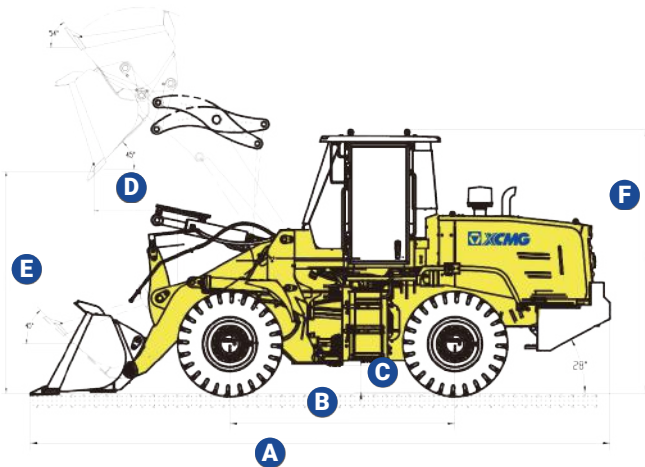
Auto lubricating to minimise daily maintenance



XC958 WHEEL LOADER



XC958 SPECIFICATIONS



XC958	A	B	C	D	E	F	G	H	I	J
mm	8335	3350	440	1140	3050	3435	3000	2250	2500	2996

KEY PERFORMANCE SPECIFICATIONS

Key Specs	Operating Weight:	18700 kg
	Engine Model:	Cummins QSB6.7
	Maximum Power:	164 kW @ 2200 rpm
	Maximum Traction:	160 kN
	Maximum Travel Speed:	38 km/h
	Bucket Width:	3000 mm
	Wheel Base:	3350 mm
	Wheel Tread:	2250 mm
	Tyre Centre:	5990 mm
	Tyre Type:	23.5R25 Radial Tyre
	Boom Lifting Time:	5.5 s
	Hydraulic Cycle Time:	10 s
Operator Station	Canopy / Cabin Type:	Enclosed Cabin
	Canopy / Cabin Safety:	ROPS / FOPS
	Seat:	Suspension
	Digital Monitor Gauges:	Yes, Included as Standard
Load Specs	Load Capacity:	5500 kg
	Pass Radius:	6990 mm
	Tipping Load Maximum (Steering):	11500 kg
	Tipping Load Maximum (Straight):	12600 kg
	Maximum Dump Height:	3050 mm
	Maximum Dumping Distance:	1140 mm
Maximum Breakout Force:	170 kN	

Note: specifications listed above are correct at February 2022 and are subject to change any time. For additional information visit www.xcmgmachinery.com.au.