



Sheer
Driving Pleasure



THE X1

THE NEW BMW X1.



DISCOVER MORE DIGITALLY: THE NEW BMW BROCHURE APP.



More information, more sheer driving pleasure: The new BMW brochure app offers a digital and interactive BMW experience like never before. Download the BMW brochure app for your smartphone or tablet now and rediscover your BMW.


INNOVATION AND TECHNOLOGY.



18 Powertrain and suspension



20 Driver assistance
21 Safety



22 Connectivity and infotainment
23 Comfort and functionality

EQUIPMENT.



24 M Sport Package



26 Additional equipment




28 Exterior colour



29 Interior colour



30 Original BMW Accessories



32 Technical data



WILD
LIFE.



A LOT OF LIFE,
A LOT OF STYLE.





**MULTIPLIES
YOUR OPTIONS
BY THE FACTOR X.**



**MAKES
YOU SMILE
FASTER.**





**HERE AND NOW
THERE'S ENOUGH ROOM
FOR A LOT OF WOW.**

**YOUNG, WILD, FAST
LOOKING FOR SUITABLE
COUNTERPART.**





**LONG DISTANCES? SURE.
CONTINUOUS STARES?
ALWAYS.
BORING? NEVER!**

X through and through. The new BMW X1.

Authentic modern exterior design Sporty, powerful appearance with striking front view II LED headlights and LED rear lights II M Sport package with a new, powerful look.

Outstanding driving characteristics High agility and driving dynamics II Powerful and efficient BMW TwinPower Turbo engine II Parking assistant. **Easy connectivity** 8.8" Control Display with touch control II BMW ConnectedDrive Services. **Attractive interior, lots of space and high flexibility** Sporty-aesthetic design II High-quality materials and workmanship II 40:20:40 divisible rear seat backrest II Lights package with Ambient light in the interior and welcome light with "X1" LED projection for the driver's side in the exterior.

The future belongs to the brave.

The new BMW X1.



► **BMW EFFICIENT DYNAMICS.** ◀
LESS EMISSIONS. MORE DRIVING PLEASURE.

■ Standard equipment



ENGINE HIGHLIGHTS OF THE NEW BMW X1.

BMW X1 sDrive20i
BMW TwinPower Turbo 4-cylinder petrol engine
with 141 kW (192 hp) and 280 Nm torque
Acceleration 0–100 km/h: 7.6 s

Top speed: 224 km/h
Combined fuel consumption: 6.5 l/100 km
Combined CO₂ emissions: 149 g/km

- The **M Sport suspension** is set 10 mm lower and delivers a more athletic suspension design.
- The **7-speed Steptronic double clutch Sport transmission** offers incredibly sporty gear changes. Whether automatic or manual using gearshift paddles or gear lever.

AERODYNAMICS

■ Targeted aerodynamic changes to the vehicle body such as air vent control, Air Curtain and Air Blades improve its air resistance. The airflow-optimised components contribute not only to reduced fuel consumption, but also reduce the level of noise in the interior.

BMW EFFICIENT DYNAMICS.

■ Get more out of every litre of fuel with BMW EfficientDynamics: better performance, greater efficiency and a heightened driving pleasure. Technical innovations that lower fuel consumption while simultaneously increasing driving pleasure mean that pure dynamics come standard in every BMW.

DRIVING EXPERIENCE CONTROL INCL. ECO PRO.

■ The Driving Experience Control lets the driver choose between the standard COMFORT mode, ECO PRO mode which is geared towards efficiency, and SPORT mode which enables even more dynamic driving. ECO PRO mode adjusts the characteristics of the accelerator, Steptronic transmission and the heating/air conditioning settings to make the drive as fuel-efficient as possible.

BRAKE ENERGY REGENERATION

■ With Brake Energy Regeneration, the alternator generates electricity primarily when you brake or take your foot off the accelerator. Previously unused kinetic energy is thereby transformed into electrical energy and fed into the battery.

OPTIMUM SHIFT INDICATOR

■ The Optimum Shift Indicator shows the most efficient gear for a given driving situation. In all BMW models, the display informs you of the current gear and gives shifting recommendations. This noticeably lowers fuel consumption through perfectly timed gearshifts, particularly in urban environments and over long distances.



The data for fuel consumption, CO₂ emissions and energy consumption are determined in accordance with the measurements processes as defined by European Regulation (EU) 2007/715 in the applicable version. Data refer to a vehicle with base-level equipment in Germany, and the ranges account for differences according to the selected wheel and tyre size and the optional equipment and may change during the configuration process. Figures have been determined on the basis of the new WLTP test cycle and have been converted back into NEDC figures for comparability. For these vehicles, values other than those specified here may apply for the assessment of taxes and other vehicle-related charges that are (also) based on CO₂ emissions.

DRIVER ASSISTANCE.

BMW Personal CoPilot. By your side, when you decide.

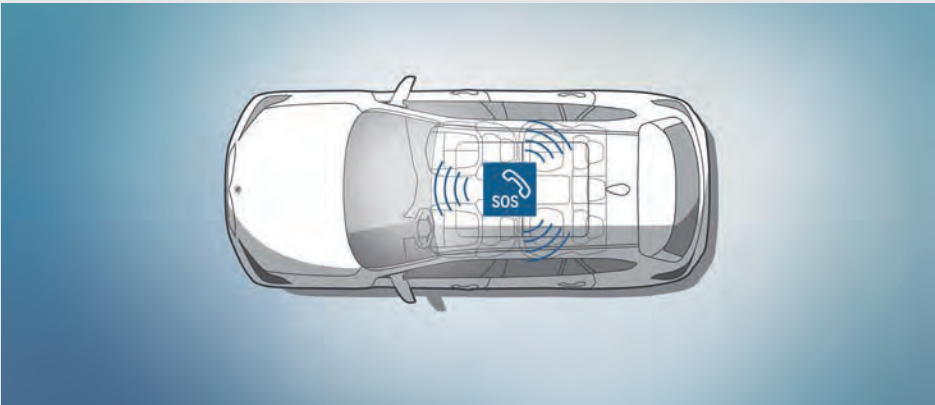
■ The **Parking assistant** makes parallel parking easier. The system works by measuring potential spaces while driving past them at a low speed. When a suitable space has been found, the Parking Assistant takes over steering, while you are responsible for selecting the correct gear, as well as pressing the accelerator and brake.

■ The **Rear view camera** enables improved orientation when reversing at speeds below 15 km/h, for example when parking. It shows the area behind the vehicle on the Control Display. Interactive tracer lines for measuring distance and turning circles assist you when manoeuvring. Obstacles are marked in colour.



SAFETY.

■ Standard equipment



■ Every second counts in case of an emergency. **Intelligent Emergency Call** reacts automatically if an accident occurs, quickly getting help for you and your passengers.

CONNECTIVITY AND INFOTAINMENT.

BMW ConnectedDrive
Connected to be free.



NAVIGATION.

■ Navigation features an iDrive Controller, a built-in 8.8" touch display and an instrument cluster with high-resolution 5.7" TFT display. The system is operated intuitively using either the iDrive Controller, the direct menu control buttons and eight functional bookmarks, voice control or the touchscreen with interactive tiles.

DISPLAY, OPERATING CONCEPT.

■ In line with the state-of-the-art driver orientation in a BMW, all displays and controls are neatly arranged and within easy reach. They are clearly grouped into the four major categories of driving, comfort, display and operation. This means that new drivers can quickly find their bearings and the amount of time their eyes are diverted from the road is kept to a minimum.

COMFORT AND FUNCTIONALITY.

■ Standard equipment

■ The **Automatic tailgate operation** allows users to open and close the tailgate electrically – all that is required is the push of a button in the interior or on the vehicle key. It can also be opened using the outside handle, and closed using a button on the inside of the tailgate. An acoustic warning signal increases safety.

■ The **Comfort access system** allows passengers to enter the vehicle via the front doors and to open the tailgate without having to actively use the key. The key must simply be nearby, in the driver's trouser pocket for example. To unlock the doors, it is only necessary to touch the handles or the tailgate button.

■ The **Automatic air conditioning** with 2-zone control and automatic target temperature control features separate controls for you and your front passenger. It also includes Automatic Air Recirculation (AAR), a Micro-activated carbon particulate filter, a fogging and solar sensor, as well as rear air vents.

■ The atmospheric **Lights package** contains various LED lights and yields an ambience of pure quality in the interior. The six selectable light designs light up the interior with a stylish combination of direct and indirect lights. Additionally, you are greeted with an impressive welcome display of the exterior LEDs incl. "X1" LED projection.



M SPORT PACKAGE.

Discover even more with the new BMW Brochures app. Available now, for your smartphone and tablet.

■ Standard equipment



■ The M Leather steering wheel including multifunction buttons, an M badge and an integrated driver-side airbag is featured in three-spoke design. With a steering wheel rim in leather 'Walknappa' Black with black stitching and contoured thumb rests, it provides a direct, athletic steering experience.



■ The Sport seats for driver and front passenger are characterised by seat and backrest bolsters that are larger than those on the standard seats and, together with adjustable thigh support, for excellent ergonomics and better lateral support during fast cornering.

M Sport package exterior equipment:

- M Aerodynamics package with front apron, side skirts, wheel arch trim and cladding in body colour, rear apron with diffuser insert in Dark Shadow metallic
- BMW kidney grille with exclusively designed vertical slats with front sides in Black high-gloss, grille frame in Chrome high-gloss
- LED fog lights
- 18" M light alloy wheels Double-spoke style 570 M Bicolour
- M Sport suspension, lowered
- BMW Individual high-gloss Shadow Line
- M logo on the sides
- BMW Individual roof rails high-gloss Shadow Line

M Sport package interior equipment:

- M door sill finishers
- Floor mats in M design
- Sport seats for driver and front passenger
- M Leather steering wheel
- Vehicle key with exclusive M designation
- BMW Individual headliner anthracite
- Interior trim finishers Aluminium, finely brushed lengthwise with highlight trim finishers Pearl Chrome
- Exclusive LED optical fibre in the door trims with six selectable light designs
- Loading sill trim in stainless steel



■ 18" M light alloy wheels Double-spoke style 570 M Bicolour Ferric Grey, gloss-lathed, wheel size 7.5J x 18 with 225/50 R18 tyres.

ADDITIONAL EQUIPMENT.

Discover even more with the new BMW Brochures app. Available now, for your smartphone and tablet.

■ Standard equipment



■ The Sport seats for driver and front passenger are characterised by seat and backrest bolsters that are larger than those on the standard seats and, together with adjustable thigh support, for excellent ergonomics and better lateral support during fast cornering.



■ The atmospheric Lights package contains various LED lights and yields an ambience of pure quality in the interior. The six selectable light designs light up the interior with a stylish combination of direct and indirect lights. Additionally, you are greeted with an impressive welcome display of the exterior LEDs including 'X1' LED projection.



■ From the daytime running lights to the low-beams and high-beams, all of the functions in the LED headlights have a longer lifespan and save more energy thanks to LED technology. The dynamic, flat headlights feature increased visibility at night and in bad weather thanks to excellent illumination with a light colour similar to daylight.



■ The two-part Rear lights with LED technology in characteristic L design consist of one lighting segment in the body of the vehicle and one in the tailgate. Thanks to the dynamic brake light function, the drivers of vehicles behind are warned by flashing brake lights should the vehicle brake hard in a hazardous situation.



■ The electric seat adjustment is easy to use and the memory function allows users to save their preferred settings for the seat and exterior mirrors.



■ The interior mirror and driver-side exterior mirror feature the automatic anti-dazzle function. Additionally, the driver-side exterior mirror features the automatic curb parking function when the vehicle is put in reverse. Both exterior mirrors are equipped with an electric folding function, as well as a mirror memory function. That makes parking easier and helps to avoid damage to the vehicle.




■ The 7-speed Steptronic transmission with double clutch technology combines the best efficiency with particularly smooth gearshifts and outstanding driving comfort, thanks to tightly spaced gear ratios and fast engine speed transitions. It therefore unites superb comfort with impressive dynamics and increased fuel efficiency.




■ The Rain sensor including automatic headlight activation automatically activates the windscreen wipers and the low-beam headlights.



■ Child seat ISOFIX attachment: for mounting an ISOFIX child seat to the two outer rear seats.



■ Front and rear Park Distance Control (PDC) makes parking and manoeuvring in tight spaces much easier. The proximity of obstacles is signalled acoustically through a warning sound, and the remaining distance is shown in the Control Display.



■ The Rear view camera enables improved orientation when reversing at speeds below 15 km/h, for example when parking. It shows the area behind the vehicle on the Control Display. Interactive tracer lines for measuring distance and turning circles assist you when manoeuvring. Obstacles are marked in colour.

EXTERIOR COLOUR.

Discover even more with the new BMW Brochures app. Available now, for your smartphone and tablet.



■ Non-metallic 300 Alpine White



■ Metallic B39 Mineral Grey



■ Metallic 475 Black Sapphire



■ Metallic C1D Misano Blue

INTERIOR COLOUR.

■ Standard equipment



LEATHER

Available with




■ M Sport package

Leather 'Dakota' PDSW with perforations Black and Grey highlight



INTERIOR TRIM FINISHERS

Available with



■ M Sport package

Interior trim finishers Aluminium, finely brushed lengthwise with highlight trim finishers Pearl Chrome

[Colour samples] These colour samples are intended as an initial guide to the colours and materials available for your BMW. However, experience has shown that printed versions of paint, upholstery and interior trim colours cannot in all cases faithfully reproduce the

appearance of the original colour. Please discuss your preferred colour choices with your BMW partner or in your dealership. There you can also see original samples and be assisted with special requests.

Please note that even normal long- or short-term use can lead to unrecoverable upholstery damage. This can be caused in particular by non-colourfast clothing. Please note that the interior colour depends on the selected upholstery colour.

ORIGINAL BMW ACCESSORIES.



○ This contemporary roof box in Black with titanium silver side trims has a 520-litre capacity and fits all BMW roof rack systems. It can be opened from both sides and features triple central locking on each side which makes it easy to load and provides anti-theft locking.



○ The high-quality 20" M light alloy wheels Double-spoke 717 M are designed in Jet Black matt, weight-optimised with flow forming and with M logo. TPMS summer complete wheel set with run-flat tyres, wheel size 8J x 20 with tyre size 225/40 R20 94Y RSC.

○ The floating hub cap consists of the BMW logo that no longer turns with the wheel but instead remains level.



○ Precisely fitting protection against moisture and dirt in the front footwell. Featuring a black design with a stainless steel inlay, they perfectly complement the interior.



○ Anti-slip, water-resistant mat for protecting the luggage compartment from dirt and moisture. In black with stainless steel inlay matching the interior.

BMW X1	sDrive20i
--------	-----------

Weight		
Unladen weight EU¹	kg	1560
Maximum permissible weight	kg	2065
Permitted load	kg	580
Permitted trailer load, unbraked²	kg	750
Permitted trailer load, braked, max. 12% gradient/max. 8% gradient²	kg	1800/1800
Luggage compartment capacity	l	505–1550

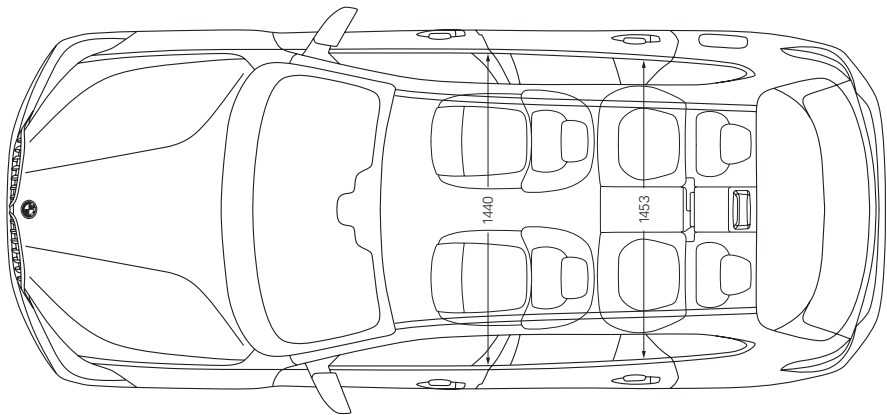
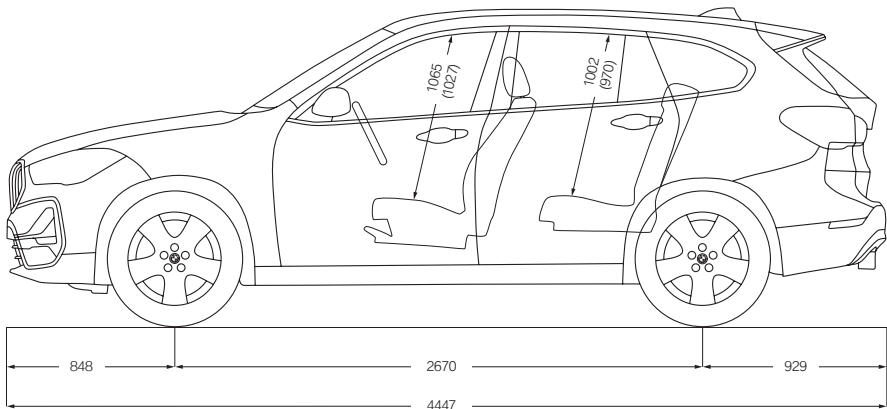
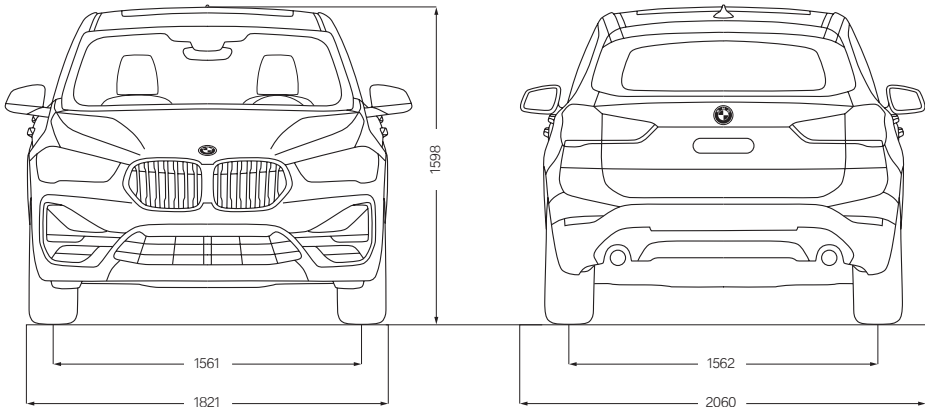
BMW TwinPower Turbo engine³		
Cylinders/valves	–	4/4
Capacity	cm³	1998
Max. output/engine speed	kW (hp)/rpm	141 (192)/ 5000–6000
Max. torque/engine speed	Nm/rpm	280/ 1350–4600

Power transmission		
Type of drive	–	Front-wheel
Standard transmission	–	7-speed Steptronic with double clutch

Performance		
Top speed	km/h	224
Acceleration 0–100 km/h	s	7.6

Consumption³,⁴ – All engines conform to the EU6 standard		
Urban	l/100 km	7.6
Extra-urban	l/100 km	5.7
Combined	l/100 km	6.5
Combined CO₂ emissions	g/km	149
Tank capacity, approx.	l	51

Wheels/tyres		
Tyre dimensions	–	225/50 R 18
Wheel size	–	7.5 J x 18
Material	–	Light alloy



The figures for performance, fuel consumption and CO₂ emissions refer to vehicles with standard transmission. Figures in [] are for vehicles with Steptronic transmission.

¹ The EC unladen weight refers to a vehicle with standard equipment and does not include any optional extras. The unladen weight includes a 90% full tank and a driver weight of 75 kg. Optional equipment may affect the weight of the vehicle, the payload and the top speed if the selected equipment has an impact on the vehicle's aerodynamics.

² The actual total weight of the trailer must not exceed the maximum trailer load, taking into account the maximum tow bar download.

³ Performance data of petrol engines apply to vehicles using RON 98 fuel. Fuel consumption data apply to vehicles using reference fuels in accordance with EU Regulation 2007/715. Unleaded RON 91 and higher with a maximum ethanol content of 10% (E10) may also be used. BMW recommends RON 95 super unleaded petrol.

⁴ The data for fuel consumption, CO₂ emissions and energy consumption are determined in accordance with the measurements processes as defined by European Regulation (EU) 2007/715 in the applicable version. Data refer to a vehicle with base-level equipment in Germany, and the ranges account for differences according to the selected wheel and tyre size and the optional equipment and may change during the configuration process. Figures have been determined on the basis of the new WLTP test cycle and have been converted back into NEDC figures for comparability. [For these vehicles, values other than those specified here may apply for the assessment of taxes and other vehicle-related charges that are (also) based on CO₂ emissions].

⁵ Provisional figures; any missing figures were unavailable at the time of publication.

BMW X1 sDrive20i M Sport:

BMW TwinPower Turbo 4-cylinder petrol engine, 141 kW (192 hp), 18" M light alloy wheels Double-spoke style 570 M Bicolour, exterior colour in Misano Blue metallic, Sport seats in leather 'Dakota' with perforations, interior trim finishers in Aluminium, finely brushed lengthwise with highlight trim finishers Pearl Chrome.

The models illustrated in this brochure show the equipment and configuration options (standard and optional) for vehicles produced by BMW AG for the German market. Alterations in standard and optional equipment and the configurations available for the different models, as described in this brochure, may occur after 04/29/2019, the date when this brochure went to press, or according to the specific requirements of other markets. Your local BMW Partner is available to provide further details. Subject to change in design and equipment.

© BMW AG, Munich, Germany. Not to be reproduced wholly or in part without prior written permission of BMW AG, Munich.

411 001 129 20 1 2019 CB. Printed in Germany 2019.