



THE iX1.

DEALER SPECIFICATION GUIDE.
FROM JULY 2024 PRODUCTION.

MODEL OVERVIEW.



RRP*
Incl. GST

iX1 eDrive20 xLine



Model Code: 72EG
150 kW / 250 Nm
0-100kmh: 8.6 sec

Fuel Type: Battery electric
Drive: Single motor
Battery: 67 kWh
Max. DC Charge: 130 kW
Consumption: 17.2 kWh / 100km¹
Electric range: Up to 430 km(WLTP)¹

\$86,900

iX1 xDrive30 M Sport




Model Code: 62EF
230 kW / 494 Nm
0-100kmh: 5.6 sec

Fuel Type: Battery electric
Drive: Dual motor
Battery: 67 kWh
Max. DC Charge: 130 kW
Consumption: 18.3 kWh / 100km¹
Electric range: Up to 400 km(WLTP)¹

\$96,900

*Prices shown are recommended retail prices only and exclude dealer and on-road costs.
While BMW Group New Zealand has endeavoured to ensure that all information, representations, illustrations, specifications and prices contained in these materials are accurate at the time of publication (E&OE Effective May 2024) and applicable for vehicles manufactured from July 2024, the information is general in nature only. Product features, specifications, models and prices are subject to change without notice. The general information in these materials should always be read in conjunction with other specific materials and information available from BMW Group New Zealand. Smartphone integration may from time to time experience interruptions due to necessary ongoing technical developments.
© BMW New Zealand Ltd ("BMW Group New Zealand") and BMW AG, Munich/Germany. All rights reserved.

STANDARD EQUIPMENT.



Model Code: 72EG

150 kW / 250 Nm

0-100kmh: 8.6 sec

Fuel Type: Battery electric

Drive: Single motor

Battery: 67 kWh

Max. DC Charge: 130 kW

Consumption: 17.2 kWh / 100km¹

Electric range: Up to 430 km(WLTP)¹

RRP*
Incl. GST


\$86,900

Powertrain and technology	Exterior design and equipment
<ul style="list-style-type: none">Current-excited synchronous motor, frontFlexible Fast Charge cable, Mode 2, includes domestic plugPublic charging cable, Mode 3High voltage battery certificate, 8-year / 160,000 km warrantyTyres non-Runflat, includes tyre repair kitBrake energy regeneration	<ul style="list-style-type: none">xLine styling, includes:<ul style="list-style-type: none">18" light alloy wheels style 865 SilverRadiator grille frame in Pearl ChromeBumper trim elements, front/rear and right/left Pearl ChromeRoof Rails, aluminium satinatedMirror caps in body colourOptical front and rear underide protection in Aluminium MattWindow recess cover in Aluminium satinated
Safety	Interior design, comfort and equipment
<ul style="list-style-type: none">Active protection7 Airbags: front airbags for driver and passenger, side airbags for driver and front passenger, side curtain airbags for 1st and 2nd row, centre airbag between driver and front passengerCentral locking with electronic immobiliser and crash sensorDynamic braking lightsDynamic Stability Control (DSC), Anti-lock Braking System (ABS), Braking Assistant, Cornering Brake Control (CBC), Dynamic Traction Control (DTC)Acoustic protection for pedestrians	<ul style="list-style-type: none">Automatic air conditioning, 2-zoneAutomatic tailgate operationComfort AccessInstrument panel in 'Sensatec'Luggage capacity of 490 litresM headliner, anthraciteSport leather steering wheel with multifunction buttonsSeat heating for driver and front passenger'Veganza' Upholstery
Driver assistance	BMW ConnectedDrive
<ul style="list-style-type: none">Driving AssistantDriving Assistant PlusBMW Head Up DisplayBMW Iconic Sounds ElectricParking Assistant Plus<ul style="list-style-type: none">Surround view cameraActive Park Distance ControlReversing AssistantDrive RecorderLateral Parking AidReversing Assist CameraParking View, 360 degree surround view cameraRemote 3D ViewPark AssistTyre pressure monitoring system	<ul style="list-style-type: none">Personal eSIM, 5G connectivity (note: activation service via mobile network operator TBC)Intelligent Emergency CallBMW TeleServicesBMW vehicle function appsBMW Intelligent Personal AssistantRemote Software Update
Light and sight	Entertainment, communication and information
<ul style="list-style-type: none">Adaptive LED headlightsHigh-Beam AssistMirror Package incl. Interior and driver-side exterior mirrors with automatic anti-dazzle function, folding in function, passenger side mirror auto parking function	<ul style="list-style-type: none">2 x USB Type C ports for charging (front centre console)2 x USB Type C ports for charging (rear centre console)Wireless Charging for smartphone in front consoleDAB+ digital radioBMW Live Cockpit Professional with 10.25" instrument display and 10.7" high-resolution curved widescreen control touch displayNavigation guidancePersonal ProfileWireless Apple CarPlayWireless Android Auto

*Prices shown are recommended retail prices only and exclude dealer and on-road costs.
While BMW Group New Zealand has endeavoured to ensure that all information, representations, illustrations, specifications and prices contained in these materials are accurate at the time of publication (E&OE Effective May 2024) and applicable for vehicles manufactured from July 2024, the information is general in nature only. Product features, specifications, models and prices are subject to change without notice. The general information in these materials should always be read in conjunction with other specific materials and information available from BMW Group New Zealand. Smartphone integration may from time to time experience interruptions due to necessary ongoing technical developments.

© BMW New Zealand Ltd ("BMW Group New Zealand") and BMW AG, Munich/Germany. All rights reserved.












STANDARD EQUIPMENT.

iX1 xDrive30 M Sport			RRP incl. GST*
	Model Code: 62EF 230 kW / 494 Nm 0-100kmh: 5.6 sec	Fuel Type: Battery electric Battery: 67 kWh Max. DC Charge: 130 kW Consumption: 18.3 kWh / 100km ¹ Electric range: Up to 400 km (WLTP) ¹	\$96,900

Additional/Replaced features to iX1 eDrive20 xLine			
Powertrain and technology		Exterior design and equipment	
<ul style="list-style-type: none">2 x current-excited synchronous motors, one front, one rearAdaptive M suspension feat. M specific steering functionBMW xDrive all-wheel-drive		<ul style="list-style-type: none">19" light-alloy wheels V-spoke style 867 Bicolour	
Driver assistance		Interior design, comfort and equipment	
<ul style="list-style-type: none">Driving Assistant Professional<ul style="list-style-type: none">Front/rear crossing traffic warning with brake interventionLane departure warning with active steering interventionRear Collision PreventionSteering and Lane Control AssistantFront collision warning with braking function and evasion assistantAutomatic Speed Limit AssistActive Cruise Control with Stop&Go functionLane Keeping Assistant with active side collision protection		<ul style="list-style-type: none">Electric Seats with memory function on driver's seatSeat heating, front rowAlcantara/Veganza upholstery, black with contrasting stitching in blueM Aluminium Hexacube Pale interior trimM leather steering wheel	
Exterior design and equipment		Interior design, comfort and equipment	
<ul style="list-style-type: none">M Sport, includes:<ul style="list-style-type: none">19" M light-alloy wheels Double-spoke style 871 M BicolourM-specific radiator grille in satinated aluminiumFront bumper panel with M-specific design, in vehicle colour with inserts in black high-glossRear bumper panel with M-specific design, in vehicle colour with inserts in black high-glossM identification on the sidesKey with M identificationMirror caps in body colourM Roof Rails High-Gloss Shadow Line		<ul style="list-style-type: none">Alcantara/Veganza upholstery, black with contrasting stitching in blueInterior trim finishers Aluminium MesheffectM leather steering wheel	

*Prices shown are recommended retail prices only and exclude dealer and on-road costs.
While BMW Group New Zealand has endeavoured to ensure that all information, representations, illustrations, specifications and prices contained in these materials are accurate at the time of publication (E&OE Effective May 2024) and applicable for vehicles manufactured from July 2024, the information is general in nature only. Product features, specifications, models and prices are subject to change without notice. The general information in these materials should always be read in conjunction with other specific materials and information available from BMW Group New Zealand. Smartphone integration may from time to time experience interruptions due to necessary ongoing technical developments.
© BMW New Zealand Ltd ("BMW Group New Zealand") and BMW AG, Munich/Germany. All rights reserved.

PAINTWORK.







			iX1 eDrive20	iX1 xDrive30	RRP Incl. GST
Non-Metallic Paintwork					
	300	Alpine White	NCO	NCO	-
Metallic Paintwork					
	475	Black Sapphire	□	□	\$1,800
	A96	Mineral White			
	C67	Space Silver			
	C5Y	Cape York Green			
Metallic Paintwork exclusive to M Sport.					
	C31	M Portimao Blue	□	□	\$1,800
					NCO
Metallic Paintwork exclusive to xLine.					
	C1M	Phytonic Blue	□	□	\$1,800
	C4E	San remo Green			
	C66	Utah Orange			
BMW Individual Paintwork					
	C5A	BMW Individual Frozen Pure Grey metallic	□	□	\$5,000
					\$3,200

■ Standard □ Optional NCO No Cost Option










While BMW Group New Zealand has endeavoured to ensure that all information, representations, illustrations, specifications and prices contained in these materials are accurate at the time of publication (E&OE Effective May 2024) and applicable for vehicles manufactured from July 2024, the information is general in nature only. Product features, specifications, models and prices are subject to change without notice. The general information in these materials should always be read in conjunction with other specific materials and information available from BMW Group New Zealand. Smartphone integration may from time to time experience interruptions due to necessary ongoing technical developments

© BMW New Zealand Ltd ("BMW Group New Zealand") and BMW AG, Munich/Germany. All rights reserved.

WHEELS.

		iX1 eDrive20	iX1 xDrive30	RRP Incl. GST
Wheels				
	1EC 18" aerodynamic wheels 865 Silver 7 1/2 J x 18 / tyres 225/55 R 18 Includes Tyre Repair Kit (2VC) Note: Snow chains cannot be fitted	■	-	-
	1EE 19" light-alloy wheels V-spoke style 867 Bicolour 8 J x 19 / tyres 245/45 R 19 Includes Tyre Repair Kit (2VC) Note: Snow chains cannot be fitted Not available with M Sport (337)	□	-	\$2,000
	1LX 18" M light alloy wheels Double-spoke style 838 M Bicolour 7 1/2 J x 18 / tyres 225/55 R 18 Includes Tyre Repair Kit (2VC) Note: Snow chains cannot be fitted Only available with M Sport (337), not available with xLine	□	-	-
	1EK 19" M light-alloy wheels Double-spoke style 871 M Bicolour 8 J x 19 / tyres 245/45 R 19 Includes Tyre Repair Kit (2VC) Note: Snow chains cannot be fitted Not available with xLine (7HW)	□	■	\$2,000
	1EU 20" BMW Individual light alloy wheels Multi-spoke style 869 8 J x 20 / tyres 245/40 R 20 Includes Tyre Repair Kit (2VC) Note: Snow chains cannot be fitted	-	□	\$2,000

UPHOLSTERY AND INTERIOR TRIM.


			iX1 eDrive20 xLine	iX1 xDrive30 M Sport	RRP Incl. GST
'Veganza'					
	KUSW	'Veganza', Black			
	KUCX	'Veganza', Oyster	■	NCO	-
	KUMY	'Veganza', Mocha			
Alcantara / 'Veganza'					
	KTNL	Alcantara / 'Veganza' combination Black, contrast stitching in Blue Only available with M Sport (337)	□	■	-
Interior Trims					
	4EW	Fine wood trim Eucalyptus open-pored	□	□	-
	4KL	Aluminium 'Mesheffect'	□	■	-
	4H2	M Aluminium, Hexacube Pale Only available with M Sport (337)	□	□	-
	4AT	Interior trim finishers Black, high-gloss	■	□	-

■ Standard □ Optional NCO No Cost Option

While BMW Group New Zealand has endeavoured to ensure that all information, representations, illustrations, specifications and prices contained in these materials are accurate at the time of publication (E&OE Effective May 2024) and applicable for vehicles manufactured from July 2024, the information is general in nature only. Product features, specifications, models and prices are subject to change without notice. The general information in these materials should always be read in conjunction with other specific materials and information available from BMW Group New Zealand. Smartphone integration may from time to time experience interruptions due to necessary ongoing technical developments

© BMW New Zealand Ltd ("BMW Group New Zealand") and BMW AG, Munich/Germany. All rights reserved.

OPTIONAL EQUIPMENT.


				iX1 eDrive20	iX1 xDrive30	RRP Incl. GST
xLine Package						
Includes: <ul style="list-style-type: none">18" aerodynamic wheels 866 Bicolour (1EC) (iX1 eDrive20)19" light-alloy wheels V-spoke style 867 BiColour (1EE) (iX1 xDrive30)Aluminium Roof Rails (3AT)Aluminium Exterior Trim (3MB)				■	□	NCO
337 M Sport Package						
Includes: <ul style="list-style-type: none">18" M Sport alloy wheels (1LX) (iX1 eDrive20)19" M Sport alloy wheels (1EK) (iX1 xDrive30)Adaptive M Suspension (2VF)Aluminium 'Mesheffect' interior trim (4LP)M leather steering wheel (710)M high-gloss roof rails (3MC)				□	■	\$2,500
Z1A Innovations Package						
Includes: <ul style="list-style-type: none">Alarm system (302)Panorama glass sunroof (402)harman/Kardon HiFi (674)Seat adjustment electric, front (459)Steering wheel heating (248)				□	-	\$5,500

■ Standard □ Optional NCO No Cost Option

While BMW Group New Zealand has endeavoured to ensure that all information, representations, illustrations, specifications and prices contained in these materials are accurate at the time of publication (E&OE Effective May 2024) and applicable for vehicles manufactured from July 2024, the information is general in nature only. Product features, specifications, models and prices are subject to change without notice. The general information in these materials should always be read in conjunction with other specific materials and information available from BMW Group New Zealand. Smartphone integration may from time to time experience interruptions due to necessary ongoing technical developments

© BMW New Zealand Ltd ("BMW Group New Zealand") and BMW AG, Munich/Germany. All rights reserved.

OPTIONS.

		iX1 eDrive20	iX1 xDrive30	RRP Incl. GST
Options				
3AC	Tow bar, electrically folding maximum trailer load 750kg. Pricing does not include on-road costs.	<input type="checkbox"/>	<input type="checkbox"/>	\$2,600
420	Sun protection glazing	<input type="checkbox"/>	<input type="checkbox"/>	\$1,000
7M9	M high-gloss Shadowline with extended contents Only with M Sport Package	<input type="checkbox"/>	<input type="checkbox"/>	\$700
3AT	Aluminium roof rails Only with 3MB	<input type="checkbox"/>	<input type="checkbox"/>	NCO
3MB	Aluminium exterior trim Only with 3AT	<input type="checkbox"/>	<input type="checkbox"/>	NCO



BMW INDIVIDUAL

The expression of personality.

Accentuate your own character with genuine exclusivity: this is precisely what BMW Individual aspires to. Whether you are seeking a special colour or exclusive materials, you can provide a perfect figure for your inspirations. With an automobile that matches your preferences precisely, down to the finest detail. BMW Individual – an expression of personality.



LIMITLESS.

From Dakar Yellow to Nardo Grey: BMW Individual offers you a wide range of exclusive paint finishes to choose from. More than 120 different colours are available, allowing every character to find its own personal expression. Matt paint finishes by BMW Individual boldly emphasise the powerful design language of every BMW.



UNMISTAKABLE.

In designing the details of the interior with immaculate fine-grain Merino leather, BMW Individual leaves you a completely free hand. From the choice of colours to the composition of impressive leather coverings in Bicolour, everything is possible. Masterly contrasting stitching produces an exclusive character. Personalised signets and monograms form highlights of individualisation.



EXPRESSIVE.

All trims have one thing in common: they are made of the highest quality materials. Whether they are made of aluminium mesh, carbon or precious wood - create exciting contrasts in the interior of your BMW M or achieve corresponding effects between the interior and accent trims and the leather upholstery.


BMW WALLBOX



Stay charged and ready to go with the BMW Wallbox Gen 3. With its safe and high-charging capacity of up to 22kW*, start charging any vehicle as soon as it's connected. Featuring clever compact design and easy to use cable management, the Wallbox connects directly to the power supply, so you always have the power you need for the journey ahead. BMW Wallbox's are suitable for all fully electric and hybrid vehicles that have a type 2 charging socket.

Each BMW 3rd Generation Wallbox package includes all mounting hardware and fixings including the Wallbox itself, installation instructions, the operating manual and drilling template.

The BMW Wallbox is designed for indoor and outdoor use. When selecting the installation site, consider access from the charging socket to the vehicle and the direction in which the vehicle is normally parked.



To discover more about how the BMW Wallbox works please click to watch a quick information video.



MEDIUM SUV
7.5 Hours to charge 0–100%[^]
55% charged in 4 hours



LARGE SUV
7.15 Hours to charge 0–100%[^]
56% charged in 4 hours

[^]The calculation takes into account consumption and charging performance. Values refer to 29-33 degrees Celsius battery start and ambient temperature with certification values excluding additional auxiliary consumers such as seat heating, displays, air conditioning. Individual consumption may vary (depending on e.g. driving profile, temperature, ambient conditions) as well as the individually achievable charging performance (depending on e.g. battery state of charge, vehicle air conditioning). Charging performance is based on the maximum possible charging performance (depending on charging type and vehicle).

Every great revolution begins with a charge

ChargeNow, in cooperation with Charge Net, enables BMW i customers in New Zealand to access the entire Charge Net® network of public charging stations with a single ChargeNow card.

BMW owners that join will receive FREE membership including ChargeNow membership cards and 10% discount on all charging sessions used in the ChargeNow charging network for the first 24 months.

ChargeNow, makes everyday on-the-go charging a convenient and seamless part of owning a BMW i vehicle. Through ConnectedDrive, the in-vehicle BMW i navigation (through Navigation Professional) or by using the BMW i Remote app, BMW i drivers can easily locate the nearest public charging stations, with real time use status shown, if available.

All BMW i owners are provided 2 complimentary ChargeNow cards with each BMW i vehicle, for customer support and access to all public charging locations on Charge Net's growing network - to plug in and charge the BMW i.

[VISIT CHARGENOW.CO.NZ](https://www.chargenow.co.nz)

WHERE CAN I CHARGE MY CAR?

There are a growing number of stations across New Zealand and are expanding all the time. Find your favourite station in a certain location or quickly view recent charging stations.

[CHARGENOW LOCATIONS](#)

THE BMW i REMOTE APP

Find public charging stations, check availability, and send their locations directly to your BMW i. Communicate directly with your BMW i vehicle, including car location, range, and battery levels. Set preconditioning, for optimal battery and cabin temperature. Locate points of interest.

GET IT ON
Google Play

Download on the
App Store



COST OF OWNERSHIP

PEACE OF MIND, So you can get on with the joy of driving.



5 YEAR
WARRANTY*

- BMW NZ factory-supported warranty programme.
- Covers manufacturing defects.
- Transferable to the next owner.
- Valid for 5 years/100,000 kms.
- No claims excess.



5 YEAR
ROADSIDE ASSIST

- Emergency Hotline, 24/7, 365 days a year.
- Includes onward travel and accommodation.
- Includes lock-out or lost key assistance.
- Includes emergency fuel.
- Valid for 5 years/unlimited kms.



3 YEAR
FREE SERVICING*

- Includes scheduled servicing and maintenance tailored to the NZ market.
- Includes all warrant of fitness checks.
- Includes oil top-ups and wiper blades.
- Valid for 3 years/unlimited kms.



3 YEAR CONNECTED
DRIVE SERVICES

- BMW Connected App for iOS and Android.
- Includes free map updates.
- Real-time traffic information.

*All programmes tailored for the NZ-new vehicle market.



BMW OFFERS & SERVICES



BMW Group Financial Services

BMW Group Financial Services is your one stop shop for all your Finance, Leasing and Insurance needs.

Each BMW dealership has a dedicated Business Manager who can put together a tailored finance and insurance package, to make getting into your next BMW even easier.

Speak to your Business Manager today about our Finance and Insurance products.



Genuine BMW Service

Quality and safety are the essence of a Genuine BMW Service. When you buy a BMW, you can look forward to superb service and comprehensive customer care.

BMW Service Inclusive is complimentary with all BMW's sold new in New Zealand for a period of 3 years, so you don't have to waste a moment thinking about the cost of maintenance for your vehicle.

For more information visit bmw.co.nz/service



BMW DRIVING EXPERIENCE

If you've ever wondered why a BMW is the Ultimate Driving Machine, a BMW Driving Experience course is for you. Sign up for a BMW Driving Experience course and you will learn what these remarkable vehicles can really do. More importantly, you will also acquire essential skills that will enhance your driving ability and safety.

For more information, call 0508 BMW DRIVE (0508 269374) or email BMW@tracktime.co.nz



¹FURTHER INFORMATION ON CO₂ DATA

The values of fuel consumptions, CO₂ emissions and energy consumptions shown were determined according to the European Regulation (EC) 715/2007 in the version applicable at the time of type approval. The figures refer to a vehicle with basic configuration in Germany and the range shown considers optional equipment and the different size of wheels and tires available on the selected model.

The CO₂ efficiency specifications are determined according to Directive 1999/94/EC and the European Regulation in its current version applicable. The values shown are based on the fuel consumption, CO₂ values and energy consumptions according to the NEDC cycle for the classification.

When charging times are shown they can be affected by a number of factors such as type of charger, voltage supplied to the charger/car and type of current (AC or DC) supplied to the charger/car. The car also plays a role in charging times as it can be set by the driver to accept various different amperage and should preconditioning be used to heat or cool the vehicle while charging this will also affect the charging time.

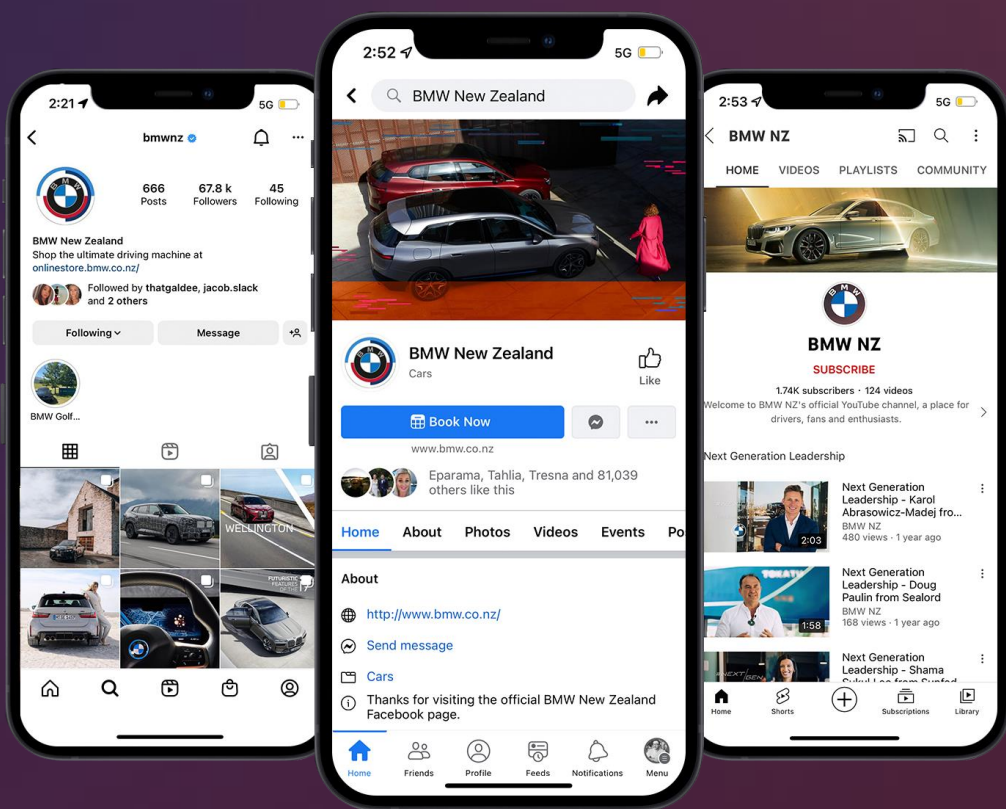
The basis for the calculation of the charging times for 100 km range is the electric consumption of the vehicle based on the use of a high-Powered Charging station (HPC) or charging type and current as indicated in the literature above. The testing procedure measures are based on a 23 degrees Celsius battery start and ambient temperature with certification values excluding additional auxiliary consuming devices and systems within the vehicle such as seat heating, displays, air conditioning.

Individual consumption (fuel economy) may differ due to driving profile, vehicle load profile, auxiliary consumer usage, temperature, and ambient conditions. Consumption is based on WLTP or NEDC (whichever is indicated) best case conditions and is independently tested for BMW Group. If you are comparing this range with other models or brands make sure they are stating the same WLTP or NEDC testing regime. These results can be used to compare vehicles on a close to "like for like" basis but are unlikely to be achieved in real world conditions for reasons including temperature variation, driving conditions and the use of the auxiliary systems referred to above.

Information provided and images displayed in this brochure include overseas models and may show some features not available in New Zealand. Please contact an authorised BMW dealer for specific information on vehicles and features available in New Zealand. Product changes may have been made since production of this content.

Note: To obtain NZ CO₂ figures for vehicles imported by BMW Group NZ in relation to the NZ Clean Car discount or "FeeBate" you will need to contact your preferred dealer. The Clean Car discount figures sourced from your dealer will differ from those listed in the BMW owner's handbook and reported figures as they have been converted by the NZ government to WLTP3 from figures derived through one of the following testing procedures: WLTP4 or NEDC.

For more information on the New Zealand Clean Car Programme, please visit www.nzta.govt.nz/vehicles/clean-car-programme



IMMERSE YOURSELF IN THE WORLD OF BMW

Keeping up with the Ultimate Driving Machine has never been easier. Connect with us online and stay up to date with the latest from BMW.

www.bmw.co.nz

