



THE M2.

SPECIFICATION GUIDE.
FROM AUGUST 2024 PRODUCTION.

MODEL OVERVIEW.



RRP*
Incl. GST

M2 Coupé Automatic Transmission



Model Code: 22DM
8-speed M Steptronic Sport
transmission w gearshift paddles
2,993 cc, 6-Cylinder
353 kW/ 600 Nm

Fuel Type: Petrol
Consumption: 9.8 l / 100km ¹
CO₂: tbc / km**
0-100kmh: 4.0 sec

\$146,500

M2 Coupé Manual Transmission



Model Code: 22DM
6-speed manual transmission
2,993 cc, 6-Cylinder
353 kW/ 550 Nm

Fuel Type: Petrol
Consumption: 10.2 l / 100km ¹
CO₂: tbc / km**
0-100kmh: 4.2 sec

\$146,500

*Prices shown are recommended retail prices only and exclude dealer and on-road costs.
**The figures provided are converted using official NZ Government calculations to 3P-WLTP from official manufacturer's 4P-WLTP tests in accordance with EU legislation.

While BMW Group New Zealand has endeavoured to ensure that all information, representations, illustrations, specifications and prices contained in these materials are accurate at the time of publication (E&OE Effective July 2024) and applicable for vehicles manufactured from August 2024, the information is general in nature only. Product features, specifications, models and prices are subject to change without notice. The general information in these materials should always be read in conjunction with other specific materials and information available from BMW Group New Zealand. Smartphone integration may from time to time experience interruptions due to necessary ongoing technical developments.

STANDARD EQUIPMENT.

M2 Coupé Automatic Transmission

RRP*
Incl. GST



Model Code: 22DM

8-speed M Steptronic Sport transmission
w gearshift paddles

2,993 cc, 6-Cylinder

353 kW/ 600 Nm

Fuel Type: Petrol

Consumption: 9.8 l / 100km¹

CO₂: tbc / km^{**}

0-100kmh: 4.0 sec

\$146,500

Powertrain and technology

- M TwinPower Turbo inline 6-cylinder petrol engine
- 8-speed M Steptronic Sport transmission with Drivelogic and steering wheel mounted gearshift paddles
- Active M Differential
- Auto Start/Stop function
- Electric power steering with M Servotronic
- Engine cover with 'BMW M Power' designation
- M Drive, enables driver to program two individual driving profiles
- M Drive Professional incl. M Track Mode, M Laptimer, M Traction Control (10-stage) and M Drift Analyser
- M Dynamic Mode, M-specific switchable functions for DSC
- Adaptive M Suspension
- Sound Control button, adjustment of exhaust sound level
- Start/Stop button in red

Safety

- Active Protection
- Airbags: front airbags for driver and front passenger, side airbags for driver and front passenger integrated in the seat backrest bolsters, head airbags for all 4 outer seats.
- Central locking with electronic vehicle immobiliser
- Dynamic braking lights
- Automatic Stability Control (ASC), Dynamic Stability Control (DSC), Anti-lock Braking System (ABS), Dynamic Brake Control (DBC), Cornering Brake Control (CBC)
- Warning triangle and first aid kit
- Alarm system
- Tyre repair kit
- M Compound Brake, 6-piston front calliper and single piston floating rear calliper, Blue with M lettering

Driver assistance

- BMW Head-Up Display
- Driving Assistant incl. Lane Change Warning, Lane Departure Warning
- Active Cruise Control with Stop&Go function,
- Parking Assistant, incl. rear view camera, Parking Assistant with Active Park Distance Control front & rear, Reversing Assistant
- Speed limiter
- Speed Limit Info
- Tyre pressure monitoring system

Light and sight

- Adaptive LED headlights
- High beam assistant
- Exterior mirrors with automatic anti-dazzle function driver's side, electrically adjustable and heated, with electric fold-in function
- Interior anti-dazzle mirror
- Rain sensor
- Follow-me-home function, if the headlight flasher is activated after the ignition is shut off, the low-beam headlights continue to shine for a set time

Exterior design and equipment

- 19"/20" M light alloy wheels
- M Carbon roof
- M High-gloss Shadow Line
- M Lights Shadow Line
- Metallic paintwork

Interior design, comfort and equipment

- Automatic climate control, 2-zone control
- M Sport seats for driver and front passenger with illuminated M2 logo
- Electric seat adjustment for driver and front passenger, incl. memory function for driver
- Seat heating for driver and front passenger
- Steering wheel heating
- Lumbar support for driver and front passenger
- M Seat belts
- Galvanic embellisher for controls
- Ambient Light
- Comfort access system
- BMW Digital Key
- M Headliner Anthracite
- M Interior trim finishers Carbon Fibre incl. CFRP gearshift paddles on steering wheel
- M leather steering wheel with multifunction buttons

BMW ConnectedDrive

- Intelligent Emergency Call
- BMW TeleServices
- Smartphone Integration incl. Apple CarPlay and Android Auto
- Vehicles apps (News and Weather)*
- BMW Intelligent Personal Assistant*
- Remote Software Update*
- USB Map Updates*
- Connected Package Professional* incl. Remote Services*, Real Time Traffic Information (RTTI)*
- Personal eSIM, 5G connectivity (activation service via mobile network operator TBC)

* 3 year subscription


Entertainment, communication and information

- BMW Live cockpit Professional with 12.3" instrument display
- 14.9" Control Display with BMW Operating System 8
- DAB+ digital radio
- Wireless smartphone charging
- harman/kardon surround sound system, 16 speakers, 464 W Digital amplifier

*Prices shown are recommended retail prices only and exclude dealer and on-road costs.
**The figures provided are converted using official NZ Government calculations to 3P-WLTP from official manufacturer's 4P-WLTP tests in accordance with EU legislation.

While BMW Group New Zealand has endeavoured to ensure that all information, representations, illustrations, specifications and prices contained in these materials are accurate at the time of publication (ES&OE Effective July 2024) and applicable for vehicles manufactured from August 2024, the information is general in nature only. Product features, specifications, models and prices are subject to change without notice. The general information in these materials should always be read in conjunction with other specific materials and information available from BMW Group New Zealand. Smartphone integration may from time to time experience interruptions due to necessary ongoing technical developments

STANDARD EQUIPMENT.

M2 Coupé Manual Transmission			RRP* Incl. GST
	Model Code: 22DM	Fuel Type: Petrol	\$146,500
	6-speed manual transmission	Consumption: 10.2l / 100km ¹	
	2,993 cc, 6-Cylinder	CO ₂ : tbc / km ^{**}	
	353 kW/ 550 Nm	0-100kmh: 4.2 sec	












In addition to M2 Coupé Automatic Transmission

Powertrain and technology	Interior design, comfort and equipment
<ul style="list-style-type: none">6-speed manual transmission	<p>Note: BMW Digital Key deleted</p> <p>Note: CFRP gearshift paddles on steering wheel deleted</p>
Driver assistance	
<ul style="list-style-type: none">Cruise control with braking function <p>Note: Active Cruise Control with Stop&Go function deleted</p>	

*Prices shown are recommended retail prices only and exclude dealer and on-road costs.
**The figures provided are converted using official NZ Government calculations to 3P-WLTP from official manufacturer's 4P-WLTP tests in accordance with EU legislation.

While BMW Group New Zealand has endeavoured to ensure that all information, representations, illustrations, specifications and prices contained in these materials are accurate at the time of publication (E&OE Effective July 2024) and applicable for vehicles manufactured from August 2024, the information is general in nature only. Product features, specifications, models and prices are subject to change without notice. The general information in these materials should always be read in conjunction with other specific materials and information available from BMW Group New Zealand. Smartphone integration may from time to time experience interruptions due to necessary ongoing technical developments.

PAINTWORK.

			M2 Coupé	RRP Incl. GST
Non-Metallic Paintwork				
	300	Alpine White	□	NCO
	C6E	M Zandvoort Blue		
Metallic Paintwork				
	475	Black Sapphire	□	NCO
	C68	Fire Red		
	C4P	M Brooklyn Grey		
	C4H	M Sao Paulo yellow		
	C4W	Skyscraper Grey		
	C31	M Portimao Blue		
BMW Individual Paintwork*				
	C5A	Frozen Pure Grey	□	\$5,000
	C6R	Frozen Portimao Blue		





*Please note BMW Individual ordering time frames apply. Contact BMW Group New Zealand for further information.

■ Standard □ Optional NCO No Cost Option

While BMW Group New Zealand has endeavoured to ensure that all information, representations, illustrations, specifications and prices contained in these materials are accurate at the time of publication (E&OE Effective July 2024) and applicable for vehicles manufactured from August 2024, the information is general in nature only. Product features, specifications, models and prices are subject to change without notice. The general information in these materials should always be read in conjunction with other specific materials and information available from BMW Group New Zealand. Smartphone integration may from time to time experience interruptions due to necessary ongoing technical developments.

© BMW New Zealand Ltd ("BMW Group New Zealand") and BMW AG, Munich/Germany. All rights reserved.

WHEELS.

		M2 Coupé	RRP Incl. GST
Wheels			
	1E6	19"/20" M light alloy wheels Double-spoke style 930 M with mixed tyres, Jet Black F: 9.5 J x 19, 275/35 R 19 R: 10.5 J x 20, 285/30 R 20 Snow chains cannot be fitted	■ -
	1E7	19"/20" M light alloy wheels Double-spoke style 930 M Bicolour F: 9.5 J x 19, 275/35 R 19 R: 10.5 J x 20, 285/30 R 20 Snow chains cannot be fitted	□ NCO
	1YL	19"/20" M light alloy wheels double spoke style 930 M Silver with mixed tyres F: 9.5 J x 19, 275/35 R 19 R: 10.5 J x 20, 285/30 R 20 Snow chains cannot be fitted	□ NCO

■ Standard □ Optional NCO No Cost Option

While BMW Group New Zealand has endeavoured to ensure that all information, representations, illustrations, specifications and prices contained in these materials are accurate at the time of publication (E&OE Effective July 2024) and applicable for vehicles manufactured from August 2024, the information is general in nature only. Product features, specifications, models and prices are subject to change without notice. The general information in these materials should always be read in conjunction with other specific materials and information available from BMW Group New Zealand. Smartphone integration may from time to time experience interruptions due to necessary ongoing technical developments


INTERIOR.

			M2 Coupé	RRP Incl. GST
Leather 'Vernasca'				
	MAMM	Black with exclusive highlights	■	NCO
	MAL3	Leather 'Vernasca' Black/Red highlight Only available in conjunction with M Sport seats (712)	□	NCO
	X3MM	Full leather 'Merino' Black/exclusive highlight Only available in conjunction with M carbon bucket seats (48C)	□	Incl. with 48C
Interior trim				
	4MC	M 'Carbon fibre' incl. CFRP inserts in steering wheel	■	NCO

■ Standard □ Optional NCO No Cost Option

While BMW Group New Zealand has endeavoured to ensure that all information, representations, illustrations, specifications and prices contained in these materials are accurate at the time of publication (E&OE Effective July 2024) and applicable for vehicles manufactured from August 2024, the information is general in nature only. Product features, specifications, models and prices are subject to change without notice. The general information in these materials should always be read in conjunction with other specific materials and information available from BMW Group New Zealand. Smartphone integration may from time to time experience interruptions due to necessary ongoing technical developments.

EQUIPMENT PROGRAMME.

		M2 Coupé	RRP Incl. GST
2MA	Manual transmission Note: Deletes Active Cruise Control with Stop&Go (SDF)	<input type="checkbox"/>	NCO
3M5	M Compound Brake, Red high-gloss	<input type="checkbox"/>	NCO
420	Sun Protection Glazing	<input type="checkbox"/>	\$1,000
48C	M Carbon Bucket Seats Includes cost of Full leather 'Merino' Black/exclusive highlight (X3MM)	<input type="checkbox"/>	\$10,000
70A	M Alcantara Steering Wheel	<input type="checkbox"/>	\$1,000

■ Standard □ Optional NCO No Cost Option

While BMW Group New Zealand has endeavoured to ensure that all information, representations, illustrations, specifications and prices contained in these materials are accurate at the time of publication (E&OE Effective July 2024) and applicable for vehicles manufactured from August 2024, the information is general in nature only. Product features, specifications, models and prices are subject to change without notice. The general information in these materials should always be read in conjunction with other specific materials and information available from BMW Group New Zealand. Smartphone integration may from time to time experience interruptions due to necessary ongoing technical developments.



COST OF OWNERSHIP

PEACE OF MIND, So you can get on with the joy of driving.



5 YEAR
WARRANTY*

- BMW NZ factory-supported warranty programme.
- Covers manufacturing defects.
- Transferable to the next owner.
- Valid for 5 years/100,000 kms.
- No claims excess.



5 YEAR
ROADSIDE ASSIST

- Emergency Hotline, 24/7, 365 days a year.
- Includes onward travel and accommodation.
- Includes lock-out or lost key assistance.
- Includes emergency fuel.
- Valid for 5 years/unlimited kms.



3 YEAR
FREE SERVICING*

- Includes scheduled servicing and maintenance tailored to the NZ market.
- Includes all warrant of fitness checks.
- Includes oil top-ups and wiper blades.
- Valid for 3 years/unlimited kms.



3 YEAR CONNECTED
DRIVE SERVICES

- BMW Connected App for iOS and Android.
- Includes free map updates.
- Real-time traffic information.

*All programmes tailored for the NZ-new vehicle market.



BMW OFFERS & SERVICES



BMW Group Financial Services

BMW Group Financial Services is your one stop shop for all your Finance, Leasing and Insurance needs.

Each BMW dealership has a dedicated Business Manager who can put together a tailored finance and insurance package, to make getting into your next BMW even easier.

Speak to your Business Manager today about our Finance and Insurance products.



Genuine BMW Service

Quality and safety are the essence of a Genuine BMW Service. When you buy a BMW, you can look forward to superb service and comprehensive customer care.

BMW Service Inclusive is complimentary with all BMW's sold new in New Zealand for a period of 3 years, so you don't have to waste a moment thinking about the cost of maintenance for your vehicle.

For more information visit bmw.co.nz/service



BMW DRIVING EXPERIENCE

If you've ever wondered why a BMW is the Ultimate Driving Machine, a BMW Driving Experience course is for you. Sign up for a BMW Driving Experience course and you will learn what these remarkable vehicles can really do. More importantly, you will also acquire essential skills that will enhance your driving ability and safety.

For more information, call 0508 BMW DRIVE (0508 269374) or email BMW@tracktime.co.nz



¹FURTHER INFORMATION ON CO₂ DATA

The values of fuel consumptions, CO₂ emissions and energy consumptions shown were determined according to the European Regulation (EC) 715/2007 in the version applicable at the time of type approval. The figures refer to a vehicle with basic configuration in Germany and the range shown considers optional equipment and the different size of wheels and tires available on the selected model.

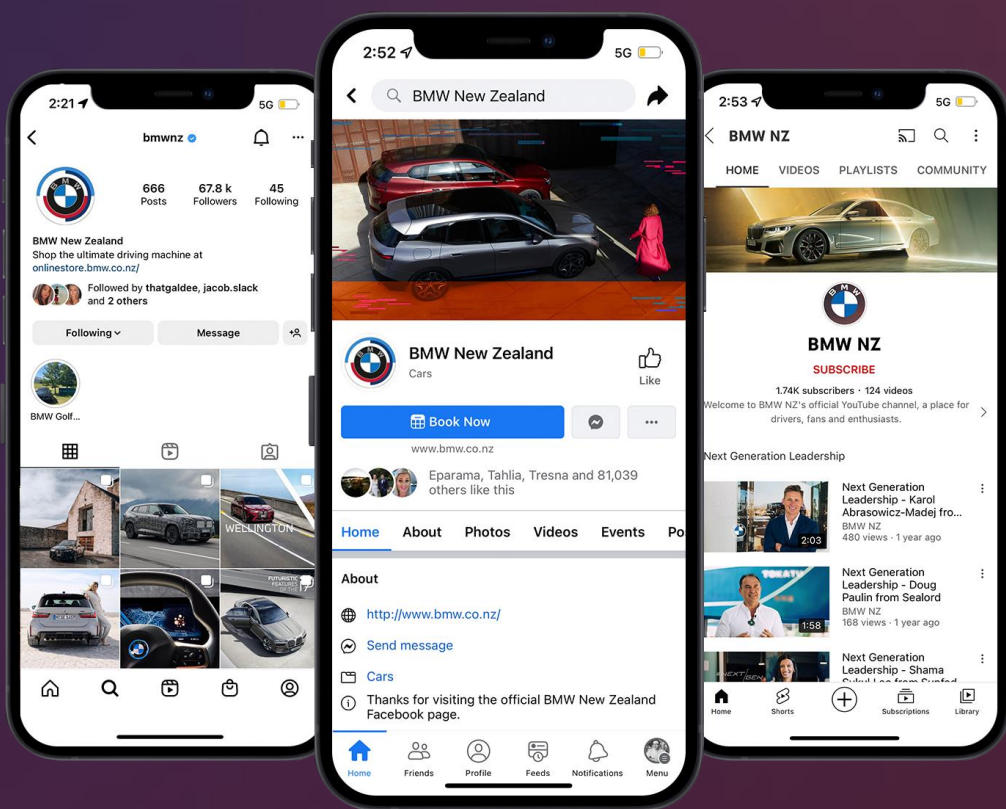
The CO₂ efficiency specifications are determined according to Directive 1999/94/EC and the European Regulation in its current version applicable. The values shown are based on the fuel consumption, CO₂ values and energy consumptions according to the NEDC cycle for the classification.

When charging times are shown they can be affected by a number of factors such as type of charger, voltage supplied to the charger/car and type of current (AC or DC) supplied to the charger/car. The car also plays a role in charging times as it can be set by the driver to accept various different amperage and should preconditioning be used to heat or cool the vehicle while charging this will also affect the charging time.

The basis for the calculation of the charging times for 100 km range is the electric consumption of the vehicle based on the use of a high-Powered Charging station (HPC) or charging type and current as indicated in the literature above. The testing procedure measures are based on a 23 degrees Celsius battery start and ambient temperature with certification values excluding additional auxiliary consuming devices and systems within the vehicle such as seat heating, displays, air conditioning.

Individual consumption (fuel economy) may differ due to driving profile, vehicle load profile, auxiliary consumer usage, temperature, and ambient conditions. Consumption is based on WLTP or NEDC (whichever is indicated) best case conditions and is independently tested for BMW Group. If you are comparing this range with other models or brands make sure they are stating the same WLTP or NEDC testing regime. These results can be used to compare vehicles on a close to "like for like" basis but are unlikely to be achieved in real world conditions for reasons including temperature variation, driving conditions and the use of the auxiliary systems referred to above.

Information provided and images displayed in this brochure include overseas models and may show some features not available in New Zealand. Please contact an authorised BMW dealer for specific information on vehicles and features available in New Zealand. Product changes may have been made since production of this content.



IMMERSE YOURSELF IN THE WORLD OF BMW

Keeping up with the Ultimate Driving Machine has never been easier. Connect with us online and stay up to date with the latest from BMW.

www.bmw.co.nz

