

GALEON




440 FLY

AN EXCITING
ENDEAVOR

Galeon has leveraged all its boat building experience to create this medium-sized flybridge packed with amazing innovations and a new approach to on board space distribution.

440 FLY



4^{GEN}
GALEON

TONY CASTRO
DESIGN & NAVAL ARCHITECTURE



Length of the hull: 12,9m
Length overall: 13,97m
Beam of the hull: 4,2m
Beam overall: 4,2 / 6,35m₂



Min. engine (-s) power: 2 x 324/440 kW/hp
Max. engine (-s) power: 2 x 353/480 kW/hp



Fuel tank capacity: 2 x 850dm³
Water tank capacity: 255+170dm³
Grey water tank: 230dm³
Black water tank: 130dm³



Draft max: 0,83m₁
Bridge clearance: 4,38m₁
Height to transport: 4,05m



Mass of Light Craft Condition: 16600-17700kg₁
Maximum Load: 3005kg



Crew limit: 14
Category: B

₁ - estimated ₂ - With Beach mode, balconies down

EXTERIOR

440 FLY

Fourth generation design

The sleek exterior marks another collaboration with the esteemed Tony Castro Design Studio and is quickly recognizable as it follows the trends set by the fourth generation of Galeon yachts. A unique combination of a dynamic silhouette with sporty accents throughout is complimented by the large windows on both decks that liven up the interior.

A clear focus was placed upon practicality and versatility of all outside areas to include all passengers and allow easy access.

Extended flybridge

The top deck features a helm station with a settee port side for a companion, with the main rest area moved back. The L-shaped sofa wraps around the elongated table and will seat six in comfort. A wet bar will hold refreshments and help to keep things tidy.

The main deck holds two separate leisure areas with the bow easily accessible by the starboard sliding doors next to the helm. Guests can choose to prop-up the foldable bimini and front facing seat for extra protection from the elements.

Galeon Yachts



The mid-sized 440 offers an oversized flybridge area while keeping the overall profile sporty and attractive.

The bow seat offers back support and will please thrill seeking individuals. The large, foldable bimini over the sundeck is stowed away during cruising.



The 440 FLY is focused on providing the best possible experience for all passengers on board. With leisure areas on both decks, up to 14 people can enjoy the yacht at any given time.

Notice the incredible amount of windows all around for a bright and welcoming interior.



MAIN DECK FEATURES

440 FLY

Beach mode extension

The cockpit allows for boarding from all sides thanks to the full-sized hydraulic stern platform and Beach Mode with semi-glazed panels.

Drop down both sides to extend the usable space during mooring and invite your guests to activities like diving, fishing or sunbathing - exciting! The bath platform functions as a lift for all your water toys and allows easy access to the stern-facing grill area.

With over 2 meters of extra space added to the beam, the Beach Mode proves time and again to be everyone's favourite feature.

Customizable layout down below

Inside, a classic layout can be found with the rest area moved back, divided from the cockpit only by the sliding glass doors. Galley and helm station are moved forward with two or three cabins located on the lower deck.

Accommodation below holds four passengers in style, as both the mid-ship master and the forward VIP offer significant volume and storage space. For larger groups a three cabin layout with bunk beds is available. Both bathrooms down below are fitted with a head and shower with standing height.



Beach Mode

The amazing Beach Mode is now the staple of Galeon's fourth generation yachts. Extending the usable cockpit space by over two meters it helped to revolutionize the standards for luxury crafts worldwide.

FLYBRIDGE

440 FLY

Large L-shaped seating area for six passengers

Wet bar can be fitted with a fridge, grill and a sink

Forward facing seat for the thrill seeking individuals



The top deck helm station offers perfect visibility for maneuvering

Sliding doors for easy bow access during mooring

Open up the bimini top for extra privacy and protection from the elements

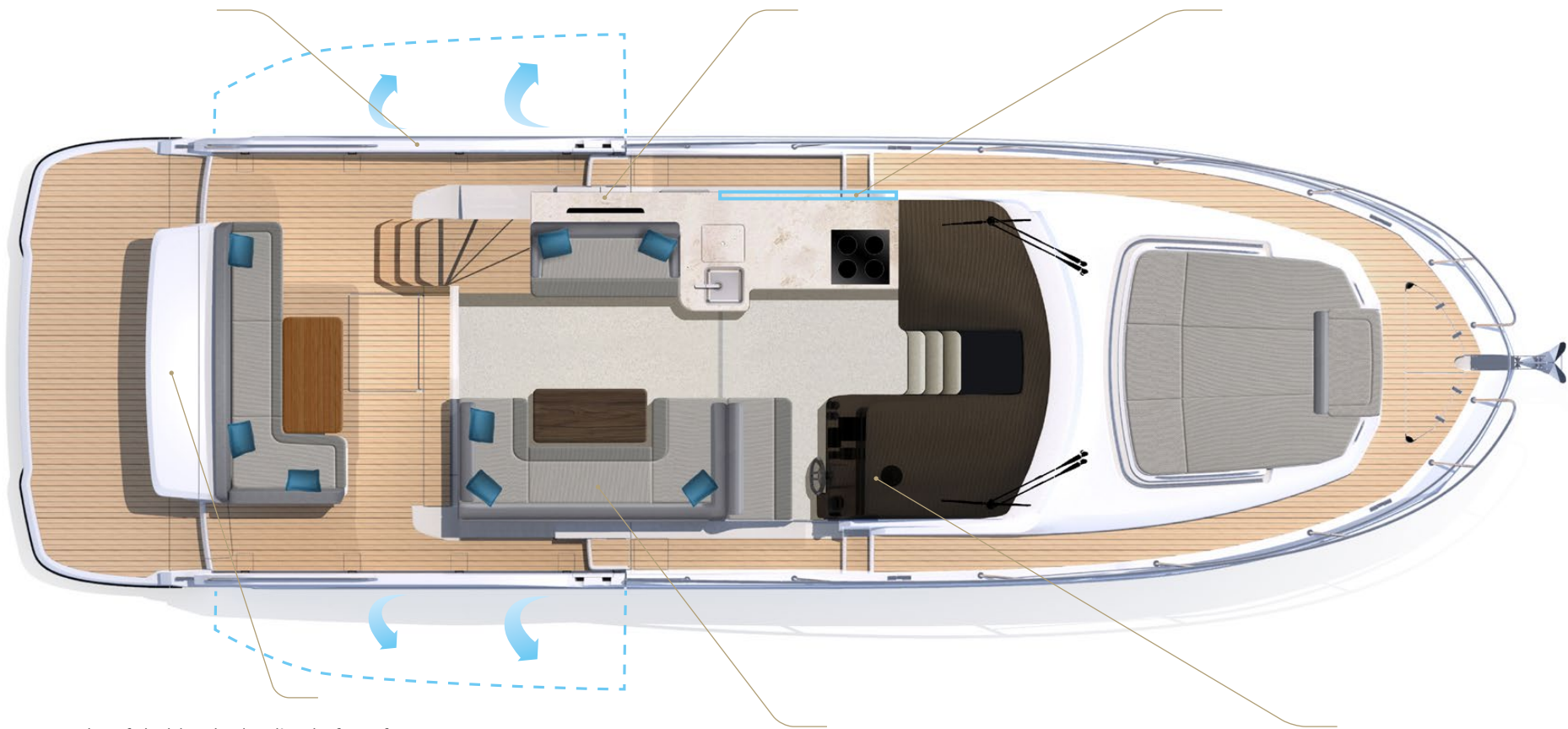
MAIN DECK

440 FLY

Extend the cockpit area to a class-leading size with the amazing Beach Mode

A drop-down TV is fitted in the entertainment section

The port side holds a large, electric window - handy when cooking



The aft holds a hydraulic platform for water toys and a covered grill station, complete with a sink, bin, cutting board and large lockers underneath

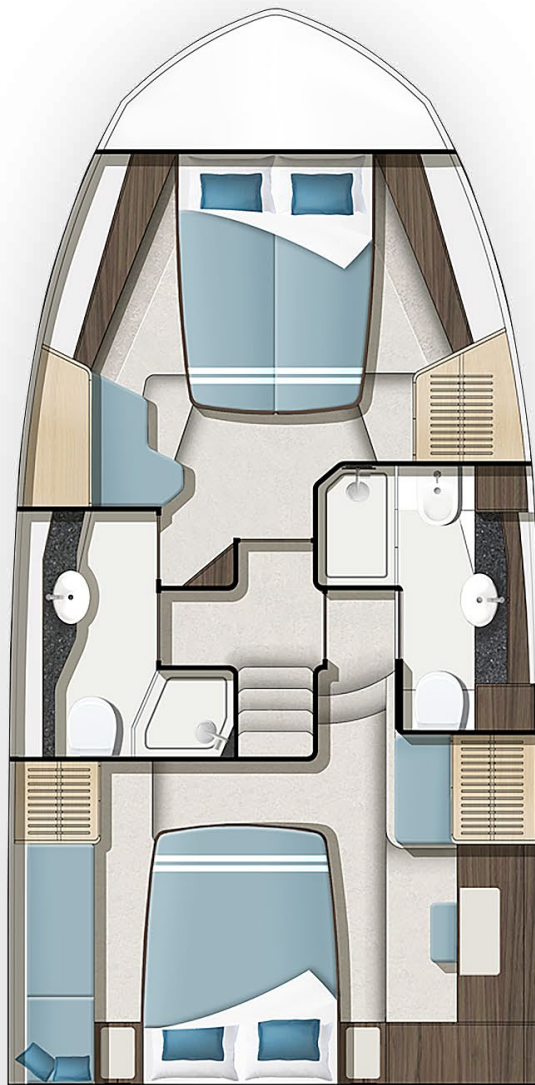
The saloon sofa can be turned into an extra berth thanks to a drop-down table

Double seat at the helm station for a companion

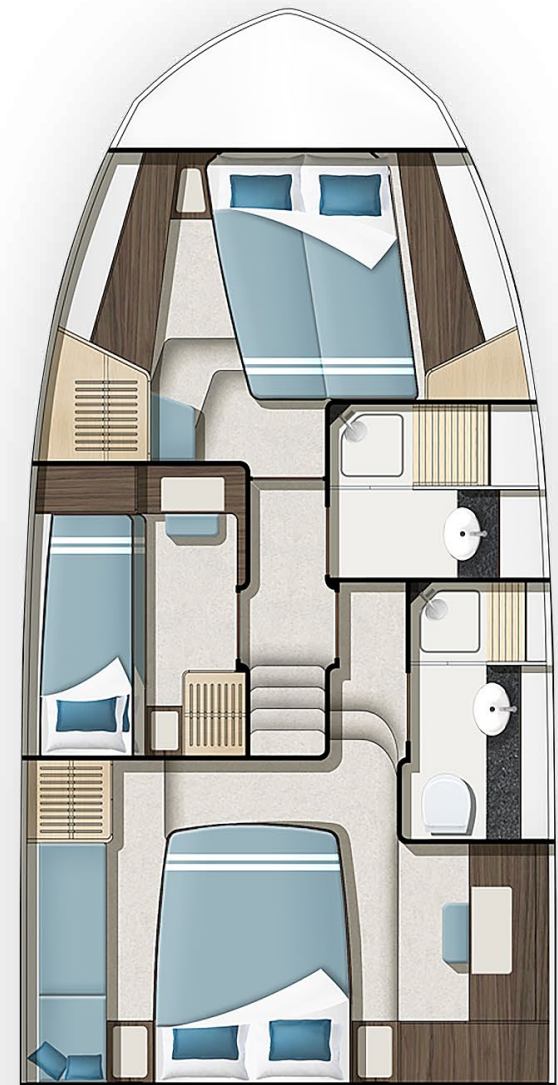
LOWER DECK CONFIGURATIONS

440 FLY

Two master
setup



Three cabin, bunk
beds setup




THE GALEON COMPANY

Each Galeon yacht is a unique combination of modern engineering and precise craftsmanship necessary to create an uncompromising emblem of Your success.

With 40 years of experience and constant commitment to innovation and quality, we have seen spectacular growth and an ever-expanding base of satisfied customers around the globe.

Galeon - the future of luxury yachts.



440 FLY

Galeon Yachts
Starogardzka 22
83-010 Straszyn, Poland

galeon@galeon.pl
www.galeon.pl
fb.com/galeon.yachts

