



Makes effort look effortless.



\*overseas model shown

# Cannon Alpha

GO WITH MORE

# Cannon Alpha.

# Make effort look

# effortless.

|                |      |    |
|----------------|------|----|
| Contents       | Page | 1  |
| Introduction   | Page | 2  |
| Design         | Page | 8  |
| Performance    | Page | 14 |
| Technology     | Page | 18 |
| Safety         | Page | 20 |
| GWM Care       | Page | 24 |
| Colour         | Page | 26 |
| Dimensions     | Page | 28 |
| Specifications | Page | 30 |





\*overseas model shown

# Say hello to GWM.

GWM is a world-renowned vehicle manufacturer capable of designing and producing SUVs, utes and powertrains simultaneously. At GWM, everything we do is grounded in our corporate philosophy: ‘improving little by little every day.’

From building world-class research and development systems, which enable continuous innovation, to following the ‘excessive investment’ principle, which drives industry leadership, we relentlessly put our philosophy into practice. We are proud to make vehicles that combine the best components, technology and safety features from around the world. With over 2.5 million ute and pick up’s sold globally (and counting), we are a proud maker of durable utilitarian vehicles for over 25 years.

We attribute our success to passion, drive and a commitment to listening to our customers.



# Australia's first ever full hybrid ute

Utes aren't what they used to be. Introducing a new breed unlike anything you've seen, sat in or driven before. With its powerful 2.0L turbo hybrid engine variant, the all-new Cannon Alpha hybrid provides more on road performance and greater off road possibilities than you ever imagined. Put your foot down and feel the smile spread across your face as you instantly sense the huge hefty hybrid kick into overdrive. Now you can tow, haul, drag, pull, push or lug almost anything with ease.





# Larger, smarter, and gutsier than ever.



With incredible on road performance and unbelievable off road possibilities, the Cannon Alpha hybrid is the most powerful ute we have ever built.





Grand doesn't do the Cannon Alpha justice. This vehicle is about as lavish and well-appointed as a ute can get with a host of opulent interior specifications combined with a collection of striking exterior design features. These include an overhauled centre console with two new larger tablet-style screens surrounded by attractive woodgrain style trim. The new three spoke faux leather accented steering wheel and soft, supple front and rear seats are our most comfortable yet. Squarer LED headlights create a sense of exterior style and sophistication. And the 60/40 split-swinging tailgate adds a touch of design class providing easier access to the tray.

# Our most stylish and luxurious ute ever.





*LED tail lights*



*18" alloy wheels*



*60/40 split tailgate\**

*\*Ultra variant only*





*Wireless charging port\**

*\*Ultra variant only*



*Front passenger VIP switch\**

*\*Ultra variant only*



*Premium appointed cabin*



# A new breed of performance.



Packing a powerful 2.0L Turbo Hybrid engine capable of producing 255kW of power with 648Nm of torque or a 2.4L Turbo Diesel engine generating 135kW and 480Nm of torque, it's no surprise the Cannon Alpha is the 'top-dog' amongst the fleet. Complete with a 9 speed automatic transmission, a 3.5 tonne towing capacity and on demand 4WD system with 3 driving modes, it makes carrying a light load or towing a large boat or caravan a breeze.

The advanced 4x4 system is engineered by respected global supplier Borg Warner and provides the driver with superior technology including a rear differential lock and 4WD low range to tackle tough environments for when things get a bit loose off-road.



Packing a powerful  
2.0L Turbo Hybrid  
engine or a 2.4L  
Turbo Diesel engine





\*overseas model shown

# Smart tech never looked smarter

State of the art is now a work of art thanks to the new styled 12.3 or 14.6 inch touchscreen panel letting you control all your infotainment from one screen and view all your vehicles gauges, alerts, digital instruments, and safety systems from the other. You can even see a 360° view of the vehicle while driving. Plus, a wireless charging dock, keyless entry and push button start creates a smarter, more effortless overall driving experience.





# Built to the safest standards.

With over 100 of the very latest active and passive safety features built into every ute, the Cannon Alpha is proving to be one of the safest in its class. These features include Automatic Emergency Braking, Lane Keep Assist, a Driver Fatigue Monitoring System and Traffic Sign Recognition.



# Protection from all angles.



Smart tech, active and passive safety features and front and side monitoring mean worry-free driving.



# GWM Care

Every GWM comes with GWM Care. It begins from the moment you take delivery of your vehicle and continues long into the future. Wherever the road leads, you can rest assured knowing that your GWM will be kept at its best for many years to come.

**8** Year Unlimited  
KM Battery Pack  
Warranty

**7** Year  
Unlimited KM  
Warranty

**7** Year  
Roadside  
Assist

**7** Year  
Capped Price  
Servicing

\*Terms and conditions apply



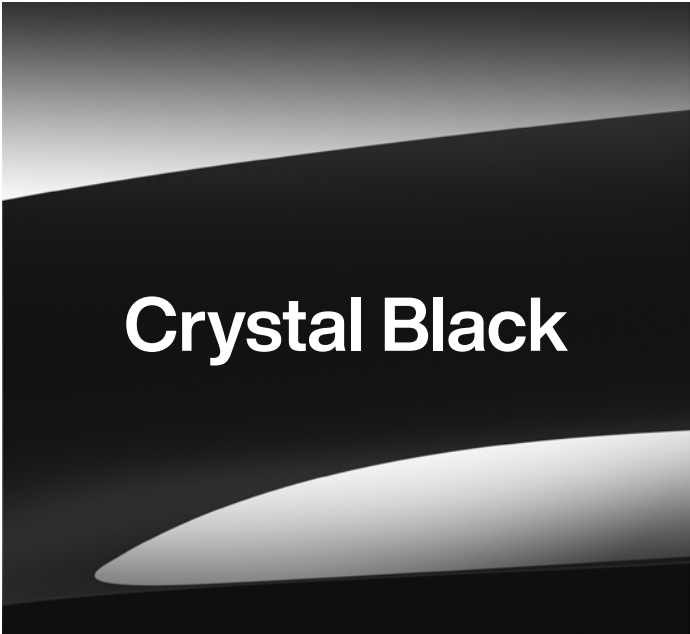
\*overseas model shown



GWM vehicles are available in a range of stunning contemporary colours.



*Premium Colour (+\$595)*



*Premium Colour (+\$595)*



*Premium Colour (+\$595)*

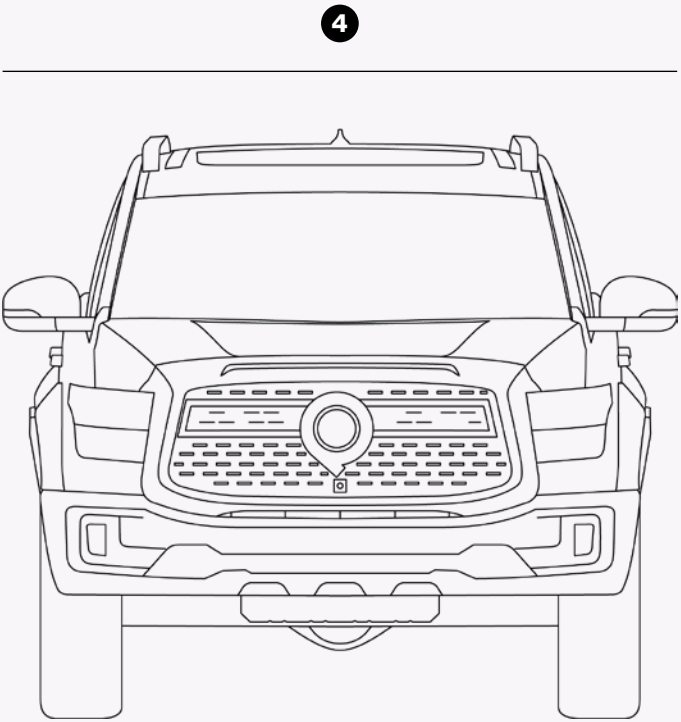
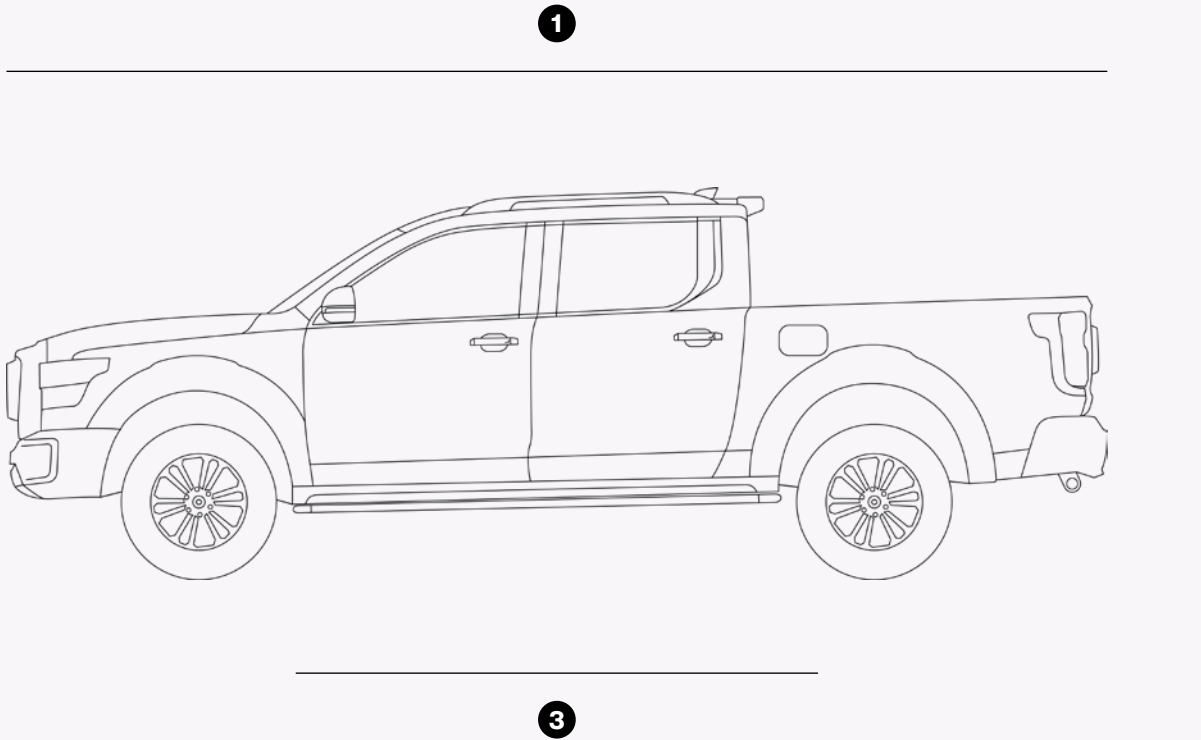


*Premium Colour (+\$595)*

# Colour



- ① Length: 5445mm
- ② Height: 1924mm
- ③ Wheelbase: 3350mm
- ④ Width: 1991mm



# Dimensions



|                           |                                                       | Lux - Turbo Diesel                                                                                                                          | Ultra - Turbo Diesel | Ultra - Hybrid                                                      |
|---------------------------|-------------------------------------------------------|---------------------------------------------------------------------------------------------------------------------------------------------|----------------------|---------------------------------------------------------------------|
| Dimensions                | Length/Width/Height (mm) <sup>1</sup>                 | 5445×1991×1924                                                                                                                              | 5445×1991×1924       | 5445×1991×1924                                                      |
|                           | Wheelbase (mm)                                        | 3350                                                                                                                                        | 3350                 | 3350                                                                |
|                           | Min ground clearance (mm) <sup>1</sup>                | 224                                                                                                                                         | 224                  | 224                                                                 |
|                           | Approach/Break over/<br>Departure angle* <sup>1</sup> | 28.5°/19°/23°                                                                                                                               | 28.5°/19°/23°        | 28.5°/19°/23°                                                       |
|                           | Wading depth (mm)                                     | 800                                                                                                                                         | 800                  | 800                                                                 |
|                           | Turning circle – kerb to kerb (m)                     | 13.0m                                                                                                                                       | 13.0m                | 13.0m                                                               |
| Engine                    | 2.4L Turbo diesel                                     | ●                                                                                                                                           | ●                    |                                                                     |
|                           | 2.0L Turbo petrol hybrid                              |                                                                                                                                             |                      | ●                                                                   |
|                           | Displacement (cm <sup>3</sup> )                       | 2370                                                                                                                                        | 2370                 | 1998                                                                |
|                           | Max power (kW@rpm)                                    | 135 @ 3600                                                                                                                                  | 135 @ 3600           | Electric motor 78 kW;<br>Petrol engine 180 kW;<br>Combined 255 kW;  |
|                           | Max torque (Nm@rpm)                                   | 480@1500-2500                                                                                                                               | 480@1500-2500        | Electric motor 268 Nm;<br>Petrol engine 380 Nm;<br>Combined 648 Nm; |
|                           | Compression ratio                                     | 16:1                                                                                                                                        | 16:1                 | 11:1                                                                |
|                           | Fuel economy (L/100km)<br>combined <sup>2</sup>       | 8.9                                                                                                                                         | 8.9                  | 9.8                                                                 |
|                           | Fuel economy (L/100km) Urban <sup>2</sup>             | 10.2                                                                                                                                        | 10.2                 | 8.9                                                                 |
|                           | Fuel economy (L/100km)<br>Extra urban <sup>2</sup>    | 8.2                                                                                                                                         | 8.2                  | 10.4                                                                |
|                           | Co2 emissions (g/km) <sup>2</sup>                     | 234                                                                                                                                         | 234                  | 225                                                                 |
|                           | Recommended fuel<br>octane rating                     | Diesel                                                                                                                                      | Diesel               | Petrol 91                                                           |
|                           | Emission standard                                     | Euro 5                                                                                                                                      | Euro 5               | Euro 5                                                              |
| Transmission              | 9-Speed Automatic<br>Transmission (9AT)               | ●                                                                                                                                           | ●                    |                                                                     |
|                           | 9-Speed Hybrid Automatic<br>Transmission (9HAT)       |                                                                                                                                             |                      | ●                                                                   |
|                           | Driveline                                             | 4WD                                                                                                                                         | 4WD                  | 4WD                                                                 |
|                           | Gear Ratios                                           | 1st 5.288,<br>2nd 3.243,<br>3rd 2.252,<br>4th 1.636,<br>5th 1.211,<br>6th 1.000,<br>7th 0.867,<br>8th 0.717,<br>9th 0.598,<br>reverse 4.648 |                      |                                                                     |
| Weights and<br>Capacities | Braked towing capacity (kg) <sup>3</sup>              | 3500                                                                                                                                        | 3500                 | 3500                                                                |
|                           | Unbraked towing capacity (kg) <sup>3</sup>            | 750                                                                                                                                         | 750                  | 750                                                                 |
|                           | Maximum downball weight (kg)                          | 350                                                                                                                                         | 350                  | 350                                                                 |
|                           | Maximum payload (kg)                                  | 821                                                                                                                                         | 760                  | 735                                                                 |
|                           | Kerb weight (kg) <sup>1</sup>                         | 2489                                                                                                                                        | 2550                 | 2575                                                                |
|                           | Tare weight (kg) <sup>1</sup>                         | 2432                                                                                                                                        | 2493                 | 2526                                                                |
|                           | Max front axle load (kg)                              | 1680                                                                                                                                        | 1680                 | 1680                                                                |
|                           | Max rear axle load (kg)                               | 2250                                                                                                                                        | 2250                 | 2250                                                                |
|                           | Gross Vehicle Mass (kg) <sup>1</sup>                  | 3310                                                                                                                                        | 3310                 | 3310                                                                |
|                           | (GCM) (kg) <sup>1</sup>                               | 6555                                                                                                                                        | 6555                 | 6555                                                                |
|                           |                                                       |                                                                                                                                             |                      |                                                                     |

# Specifications

|                                        |                                                                     | Lux - Turbo Diesel                                                | Ultra - Turbo Diesel | Ultra - Hybrid |
|----------------------------------------|---------------------------------------------------------------------|-------------------------------------------------------------------|----------------------|----------------|
| Weights and<br>Capacities<br>Continued | Seating capacity                                                    | 5                                                                 | 5                    | 5              |
|                                        | Fuel tank capacity (L)                                              | 78                                                                | 78                   | 80             |
| Chassis and<br>Steering                | Suspension                                                          | Front: coil spring double wishbone<br>Rear: leaf spring live axle |                      |                |
|                                        | Brakes                                                              | Front and Rear: vented disc brakes                                |                      |                |
|                                        | Intelligent Start-Stop (ISS)                                        | ●                                                                 | ●                    | ●              |
|                                        | Auto Hold                                                           | ●                                                                 | ●                    | ●              |
|                                        | Paddles Shifter                                                     | ●                                                                 | ●                    | ●              |
|                                        | Rear Differential Lock (Electric)                                   | ●                                                                 | ●                    | ●              |
|                                        | Front Differential Lock (Electric)                                  |                                                                   | ●                    | ●              |
|                                        | Electronic park brake                                               | ●                                                                 | ●                    | ●              |
|                                        | Trailer Sway Mitigation                                             | ●                                                                 | ●                    | ●              |
|                                        | Driving Mode:<br>Standard, Sport, Eco, 4H, 4L                       | ●                                                                 | ●                    | ●              |
| Exterior                               | 18" alloy wheels                                                    | ●                                                                 | ●                    | ●              |
|                                        | 265/60 R18                                                          | ●                                                                 | ●                    | ●              |
|                                        | Full size spare - steel                                             | ●                                                                 | ●                    | ●              |
|                                        | Type Pressure Monitor System<br>(TPMS)                              | ●                                                                 | ●                    | ●              |
|                                        | Mirrors: Manual Fold + Electric<br>Adjustment + Indicator           | ●                                                                 |                      |                |
|                                        | Mirrors: Auto Fold + Electric<br>Adjustment + Indicator             |                                                                   | ●                    |                |
|                                        | Mirrors: Memory + Auto Fold<br>+ Electric Adjustment<br>+ Indicator |                                                                   |                      | ●              |
|                                        | Roof rails                                                          | ●                                                                 | ●                    | ●              |
|                                        | Side step - fixed                                                   | ●                                                                 | ●                    | ●              |
|                                        | Shark fin antenna                                                   | ●                                                                 | ●                    | ●              |
|                                        | C pillar storage                                                    | ●                                                                 | ●                    | ●              |
|                                        | Tailgate electronic lock                                            | ●                                                                 | ●                    | ●              |
|                                        | Tailgate - one piece                                                | ●                                                                 |                      |                |
|                                        | Split tailgate (60:40)                                              |                                                                   | ●                    | ●              |
|                                        | Rear privacy glass                                                  | ●                                                                 | ●                    | ●              |
|                                        | Rear electric sliding window                                        |                                                                   | ●                    | ●              |
|                                        | Rear Windshield Defrosting                                          | ●                                                                 |                      |                |
|                                        | Four door window auto up/<br>down + anti pinch                      | ●                                                                 | ●                    | ●              |
|                                        | Soundproof Glass<br>(Rear Door + Front Windshield)                  | ●                                                                 | ●                    | ●              |
|                                        | Panoramic Sunroof                                                   |                                                                   | ●                    | ●              |
|                                        | Window Short Lift/Drop                                              | ●                                                                 | ●                    | ●              |
|                                        | Sunvisor with vanity mirror                                         | ●                                                                 |                      |                |
|                                        | Sunvisor with illuminated<br>vanity mirror                          |                                                                   | ●                    | ●              |
|                                        | Automatic windscreen wipers                                         | ●                                                                 | ●                    | ●              |
|                                        | Manual-dimming<br>rear view mirror                                  | ●                                                                 |                      |                |
|                                        | Auto-dimming rear view mirror                                       |                                                                   | ●                    | ●              |



|                    |                                                                                    | Lux - Turbo Diesel | Ultra - Turbo Diesel | Ultra - Hybrid |
|--------------------|------------------------------------------------------------------------------------|--------------------|----------------------|----------------|
| Exterior Continued | Electric Power Steering (EPS)                                                      | ●                  | ●                    | ●              |
|                    | Manual adjustable steering wheel (tilt and reach)                                  | ●                  | ●                    | ●              |
|                    | Faux leather steering wheel                                                        | ●                  | ●                    | ●              |
|                    | Heated steering wheel                                                              |                    |                      | ●              |
|                    | Multifunction steering wheel                                                       | ●                  | ●                    | ●              |
|                    | Steering Model (Light, Comfort, Sport)                                             | ●                  | ●                    | ●              |
| Lights             | Headlight levelling - manual                                                       | ●                  | ●                    | ●              |
|                    | LED headlights                                                                     | ●                  | ●                    | ●              |
|                    | Auto headlight                                                                     | ●                  | ●                    | ●              |
|                    | Auto highbeam                                                                      | ●                  | ●                    | ●              |
|                    | Follow me home function                                                            | ●                  | ●                    | ●              |
|                    | Daytime Running Light (DRL)                                                        | ●                  | ●                    | ●              |
|                    | LED taillights                                                                     | ●                  | ●                    | ●              |
|                    | LED front fog lights (steering)                                                    |                    | ●                    | ●              |
|                    | Rear fog light                                                                     | ●                  | ●                    | ●              |
|                    | LED-High-Mounted Stop lamp                                                         | ●                  | ●                    | ●              |
|                    | Tray light                                                                         | ●                  | ●                    | ●              |
|                    | 64 Color ambient light                                                             |                    |                      | ●              |
|                    | Front door warning lamp                                                            | ●                  | ●                    | ●              |
|                    | Glove box light                                                                    |                    | ●                    | ●              |
|                    | Foot well light                                                                    |                    |                      | ●              |
|                    | Sunglasses holder                                                                  | ●                  | ●                    | ●              |
| Interior           | Leatherette seats                                                                  | ●                  |                      |                |
|                    | Leather accented seats                                                             |                    | ●                    | ●              |
|                    | Driver Seat: 6-Way Electric Adjustment                                             | ●                  |                      |                |
|                    | Driver Seat: 8-Way Electric Adjustment+ Lumbar support + Memory + Welcome Function |                    | ●                    | ●              |
|                    | Front Passenger Seat: 4-Way Electric Adjustment                                    | ●                  |                      |                |
|                    | Front Passenger Seat: 6-Way Electric Adjustment                                    |                    | ●                    | ●              |
|                    | Front Passenger Seat: Vip Switch Control                                           |                    | ●                    | ●              |
|                    | Front Seats: Heating                                                               |                    | ●                    |                |
|                    | Front + Rear Outer Seats: Heating                                                  |                    |                      | ●              |
|                    | Front Seats: Cooling + 8 Bladder Massage                                           |                    | ●                    | ●              |
|                    | Rear Outer Seats: Cooling                                                          |                    |                      | ●              |
|                    |                                                                                    |                    |                      |                |
|                    |                                                                                    |                    |                      |                |

Specifications

|                          |                                                                                               | Lux - Turbo Diesel | Ultra - Turbo Diesel | Ultra - Hybrid |
|--------------------------|-----------------------------------------------------------------------------------------------|--------------------|----------------------|----------------|
| Interior Continued       | Rear Outer Seats: Manual 2-way Adjustment                                                     | ●                  | ●                    |                |
|                          | Rear Outer Seats: Electric 2-way adjustment with welcome function                             |                    |                      | ●              |
|                          | Rear seat back: 40:20:40                                                                      | ●                  | ●                    | ●              |
|                          | Rear center armrest with cup holder                                                           | ●                  | ●                    | ●              |
| Safety                   | 7 Air Bags: Dual SRS Airbags + Dual Front Side Airbags + Dual Curtain Airbags + Centre Airbag | ●                  | ●                    | ●              |
|                          | Front Seat Belt: Pre-tensioners With Load Limiters + CLT                                      | ●                  | ●                    | ●              |
|                          | Rear Seatbelt Pre-tensioners With Load Limiters (outer seats)                                 | ●                  | ●                    | ●              |
|                          | ISOFIX x2                                                                                     | ●                  | ●                    | ●              |
|                          | Child Presence Detection                                                                      | ●                  | ●                    | ●              |
|                          | Brake Override System (BOS)                                                                   | ●                  | ●                    | ●              |
|                          | Remote Central Lock & Automatic Locking Function                                              | ●                  | ●                    | ●              |
|                          | Collision Automatic Unlock Function & Fuel Cut Function                                       | ●                  | ●                    | ●              |
|                          | MANUAL Rear door child lock                                                                   | ●                  | ●                    | ●              |
|                          |                                                                                               |                    |                      |                |
|                          |                                                                                               |                    |                      |                |
|                          |                                                                                               |                    |                      |                |
| Intelligent Technologies | Active Cruise Control (ACC) + Traffic Jam Assist (TJA)                                        | ●                  | ●                    | ●              |
|                          | Intelligent Cornering Assist (ICA)                                                            | ●                  | ●                    | ●              |
|                          | Hill-start Assist Control (HAC)                                                               | ●                  | ●                    | ●              |
|                          | Hill Descent Control (HDC)                                                                    | ●                  | ●                    | ●              |
|                          | Brake Assist System (BAS)                                                                     | ●                  | ●                    | ●              |
|                          | Vehicle dynamic control systems <sup>6</sup>                                                  | ●                  | ●                    | ●              |
|                          | Dynamic Steering Torque                                                                       | ●                  | ●                    | ●              |
|                          | Rear Cross Traffic Alert (RCTA)                                                               | ●                  | ●                    | ●              |
|                          | Rear Cross Traffic Brake (RCTB)                                                               | ●                  | ●                    | ●              |
|                          | Door Open Warning (DOW)                                                                       | ●                  | ●                    | ●              |
|                          | Auto Emergency Brake (AEB) Pedestrian + Cyclist                                               | ●                  | ●                    | ●              |
|                          | Forward Collision Warning (FCW)                                                               | ●                  | ●                    | ●              |
|                          | Lane safety systems <sup>7</sup>                                                              | ●                  | ●                    | ●              |
|                          | Emergency brake Signal System (ESS)                                                           | ●                  | ●                    | ●              |
|                          | Front Cross Traffic Alert (FCTA) Front Cross Traffic Brake (FCTB)                             | ●                  | ●                    | ●              |
|                          | Rear Collision Warning (RCW)                                                                  | ●                  | ●                    | ●              |
|                          | Traffic Sign Recognition TSR                                                                  | ●                  | ●                    | ●              |
|                          | Driver Fatigue Monitor System (DFMS)                                                          | ●                  | ●                    | ●              |
|                          | Push button start                                                                             | ●                  | ●                    | ●              |
|                          | Bluetooth                                                                                     | ●                  | ●                    | ●              |
|                          | Auto parking assist                                                                           |                    |                      | ●              |
|                          | Auto reversing assist 360° View Monitor                                                       |                    |                      | ●              |
|                          | Clear chassis view                                                                            | ●                  | ●                    | ●              |



|                                    |                                                                 | Lux - Turbo Diesel | Ultra - Turbo Diesel | Ultra - Hybrid |
|------------------------------------|-----------------------------------------------------------------|--------------------|----------------------|----------------|
| Intelligent Technologies Continued | Front Parking Sensors                                           | 4                  | 4                    | 6              |
|                                    | Rear Parking Sensors                                            | 4                  | 4                    | 6              |
|                                    | Keyless Entry (Front)                                           | ●                  | ●                    | ●              |
|                                    | Head Up Display (HUD)                                           |                    |                      | ●              |
| Air Conditioning                   | Dual zone climate control                                       | ●                  | ●                    | ●              |
|                                    | Rear A/C Outlet-Top/Under                                       | ●                  | ●                    | ●              |
|                                    | Ouside Temperature Display                                      | ●                  | ●                    | ●              |
| Multimedia                         | Front & rear row USB outlet                                     | ●                  | ●                    | ●              |
|                                    | 6 Speakers                                                      | ●                  | ●                    |                |
|                                    | 10 Speakers - Infinity                                          |                    |                      | ●              |
|                                    | Independent Amplifier - Infinity                                |                    |                      | ●              |
|                                    | Speed Sensing Volume                                            | ●                  | ●                    | ●              |
|                                    | Built in dash cam USB port                                      | ●                  | ●                    | ●              |
|                                    | Wireless Charging - Front                                       |                    | ●                    |                |
|                                    | Wireless Charging (Front + Back)                                |                    |                      | ●              |
|                                    | Electronic Clock                                                |                    |                      | ●              |
|                                    | Connected car                                                   | ●                  | ●                    | ●              |
|                                    | Voice Recognition                                               | ●                  | ●                    | ●              |
|                                    | 12.3" digital cluster + brightness adjust                       | ●                  | ●                    | ●              |
|                                    | 12.3" Color Multitouch Screen                                   | ●                  |                      |                |
|                                    | 14.6" Color Multitouch Screen                                   |                    | ●                    | ●              |
|                                    | Wireless Apple CarPlay <sup>®</sup> & Android Auto <sup>™</sup> | ●                  | ●                    | ●              |

- 1 Weights/mass/volumes/dimensions are approximate and subject to individual vehicle variances, and should be confirmed before fitting any accessories, towing or otherwise relying on this value
- 2 Results achieved in ADR81/02 fuel consumption testing. Results produced in laboratory test conditions, using sample vehicles without fitment of accessories/customisation, and do not reflect real world driving. Figures should only be used for comparative purposes.
- 3 Towing capacity subject to regulatory requirements, tow bar and vehicle design and towing equipment limitations.
- 4 Android Auto™ is a trademark of Google LLC. Requires compatible device, USB connection, mobile data, network reception and GPS signal. Mobile usage at user's cost. Functionality subject to change.
- 5 CarPlay® is a trademark of Apple Inc in the U.S. and other countries. Requires compatible device, USB connection, mobile data, network reception and GPS signal. Mobile usage at user's cost. Functionality subject to change.
- 6 Vehicle dynamic control system includes Anti lock Brake System (ABS), Electronic Brake pressure Distribution (EBD), Traction Control System (TCS), Roll-over Mitigation Intervention (RMI), Electronic Stability Control (ESC)
- 7 Lane safety system includes Lane Departure Warning (LDW), Lane Keep Assist (LKA), Lane Center Keeping (LCK), Emergency Lane Keep (ELK), Lane Change Assist (LCA)

# Specifications



\*overseas model shown





**For more information visit [gwmanz.com/au](https://gwmanz.com/au)**

GWM Australia reserves the right to alter vehicle specifications and equipment levels without notice. Some equipment featured on vehicles in this brochure may not be available or may be optional. To the extent permitted by law, GWM Australia shall not be liable to any person as a result of reliance on the content of the brochure. Always check with your local GWM Dealer for the latest product specifications.

Information in this brochure is current as at 01/08/2024.

Edition Code: GWMAU 20240801

Copyright © GWMAU. All rights reserved.