



Out there awaits



*Overseas model shown.

Tank 500

GO WITH MORE

Tank 500. Out there awaits.

Contents	Page	1
Introduction	Page	2
Design	Page	6
Performance	Page	12
Technology	Page	16
Safety	Page	18
Care	Page	22
Hybrid	Page	24
Colour	Page	26
Dimensions	Page	28
Specifications	Page	30

Say hello to GWM.



GWM is a world-renowned vehicle manufacturer. At GWM, everything we do is grounded in our corporate philosophy: ‘improving little by little, every day.’ From building world-class research and development systems, which enable continuous innovation, to following the ‘excessive investment’ principle, which drives industry leadership, we relentlessly put our philosophy into practice. We are proud to make vehicles that combine the best components, technology and safety features from around the world while producing attractive SUV’s for customers who take their vehicles off-road and urban traveling with a certain level of luxury. TANK is our premium off-road SUV model series which has taken the world by storm as highly regarded as a comfortable yet capable 4x4. We attribute our success to passion, drive and a commitment to listening to our customers.

The off-road just became more luxurious.



Imposing in appearance and powerful in performance, this grand 7 seater SUV is as majestic as you can get driving off the beaten track. But don't let its stately looks fool you. This is one formidable vehicle that unleashes a remarkable amount of horsepower when needed.



*Overseas model shown.



Every inch of this luxuriously appointed SUV has been meticulously considered just for you. On the outside it includes a magnificent and striking front grille, grand 18 inch alloy wheels and automatic Electric Side Steps* which make entering and exiting the vehicle an indulgent delight. Hop inside and you're instantly met with sumptuous heated and ventilated Nappa leather accented* seats that can be adjusted to your favourite driving positions, and a panoramic sunroof* that lets you bring the outside in on every trip to reignite your passion for driving.

Inspired exterior. Lavish interior.



12 speaker Infinity™ sound system*



14.6" infotainment screen



64 colour ambient lighting*



Purposefully designed centre console



*8-way power driver seat adjustment + 4-way lumbar support**



Multi function faux leather steering wheel

Purebred performance



*Overseas model shown.

Powered by a direct-injection 2.0 litre turbo four-cylinder petrol-electric engine, with a combined power output of 255kW and 648Nm of torque, the Tank 500 has enough performance to accelerate from 0-100km/h in just 8.3seconds. Not bad for a vehicle that weighs a commanding 2,605kg and has a max towing capacity of 3 tonnes. Thanks to the GWM developed 9-speed automatic gearbox and 9 all-terrain driving modes including Sports, Snow, Sand, Rock, and Expert, there's almost nowhere this vehicle can't go. And after years of intensive innovation and development, GWM's independently designed Dedicated Hybrid Technology (DHT) is now an all-round master in high-efficiency, high-performance hybrid solutions

Powered by a direct-
injection 2.0 litre turbo
four-cylinder petrol-
electric engine, with
a combined power
output of 255kW and
648Nm of torque



High-tech for ultimate driving experience

In pursuit of excellence, the Tank 500 is the culmination of GWM's interior expertise and the very latest in advanced technologies. For starters, the large crystal clear 14.6 inch LED colour touchscreen lets you easily and efficiently experience your infotainment system on demand. The Infinity® 12-speaker sound system* provides superior audio quality for your favourite playlists and podcasts. And the heads up display* combines all vehicles data, speed, warning signals and navigation directions.


*Ultra variants only.



Built to the safest standards.



ANCAP Safety test



ANCAP Safety test

This incredibly grand and luxurious SUV is also unbelievably safe. Having achieved the highest possible 5-star safety rating by ANCAP, the Tank 500 comes with a comprehensive suite of active and passive safety systems designed to protect you and others on the road. Advanced safety features including Intelligent Adaptive Cruise Control, Rear Collision Warning, Emergency Lane Keep Assist, and Auto Intelligent Parking, all combine to give you peace of mind knowing that GWM is looking out for you and everyone else around you.

Protection from every angle.



The vehicle's smart active and passive safety technology including a 360-view camera, Auto Emergency Braking, Lane Departure Warning and Blind Spot Detection, will let you know who or what's in front, behind and either side of you every time you take the Tank 500 out for a drive.

GWM Care

Every GWM comes with GWM Care. It begins from the moment you take delivery of your vehicle and continues long into the future. Wherever the road leads, you can rest assured knowing that your GWM will be kept at its best for many years to come.

8 Year Unlimited
KM Battery Pack
Warranty*

7 Year
Unlimited KM
Warranty*

5 Year
Roadside
Assist*

*Terms and conditions apply.
See gwmnz.com for full details.

Driven by a new energy.

GWM's Dedicated Hybrid Technology (DHT) is at the core of our entire electrification roadmap. Each highly integrated, multi-mode petrol-electric hybrid engine comes with a powerful lithium ion battery providing greater performance, increased efficiency and minimal noise. Perfect for urban driving as well as off-road cruising, the multi-mode hybrid transmission delivers incredibly smooth, responsive take-offs and superior acceleration when you need it, reaching 0-100km/h in 8.3 seconds, all the while saving on fuel.



GWM vehicles are available in a range of stunning contemporary colours.



Marble White

Onyx Silver

Crystal Black

Dune Gold

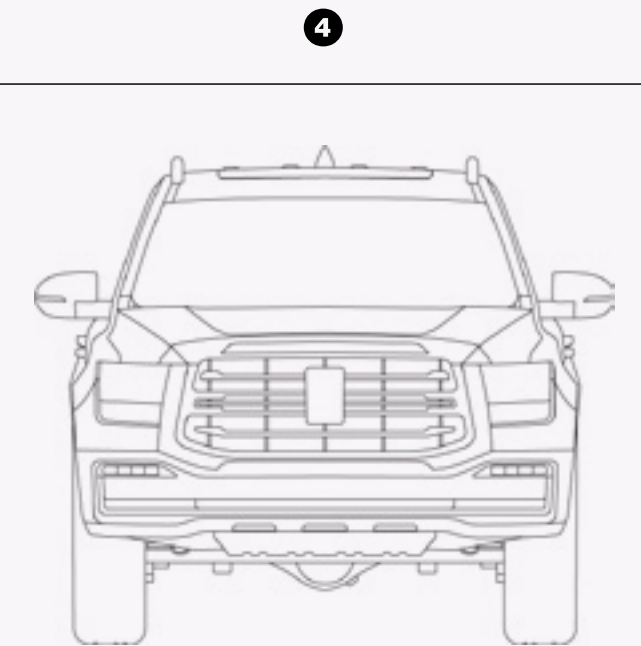
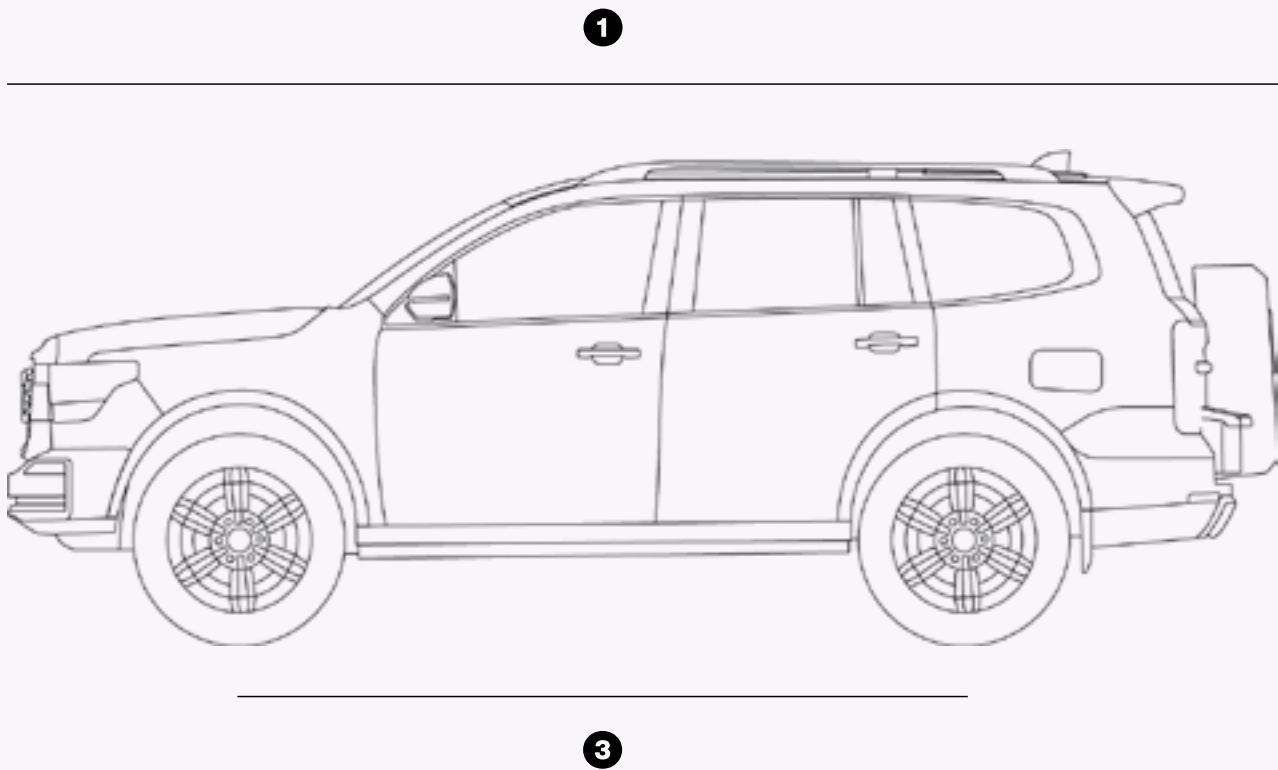
*Blue & cream Nappa leather interior.
Available for Marble White and Crystal Black
Ultra models only.*



*Blue & cream Nappa leather interior.
Available for Marble White and Crystal Black
Ultra models only.*

Colour.

- ① Length: 5078mm
- ② Height: 1905mm
- ③ Wheelbase: 2850mm
- ④ Width: 1934mm



Dimensions.

		Lux Hybrid	Ultra Hybrid
Dimensions	Length/Width/Height (mm)	5078 x 1934 x 1905	5078 x 1934 x 1905
	Wheelbase (mm)	2850	2850
	Front/rear wheel track (mm)	1635	1635
	Min ground clearance (mm)	224	224
	Approach angle	30°	30°
	Breakover angle	22.5°	22.5°
	Departure angle	24°	24°
Engine	Displacement (cm³)	1998	1998
	Maximum power (kW@rpm)	Electric motor 78kW Petrol engine 180 @ 5500-6000 Combined 255kW	Electric motor 78kW Petrol engine 180 @ 5500-6000 Combined 255kW
	Maximum torque (Nm@rpm)	Electric motor 268Nm Petrol engine 380 @ 1700-4000 Combined 648Nm	Electric motor 268Nm Petrol engine 380 @ 1700-4000 Combined 648Nm
	Bore x stroke (mm)	82 x 94.6	82 x 94.6
	Compression ratio	11.0 : 1	11.0 : 1
	Fuel consumption - combined²	8.5L/100km	8.5L/100km
	Co2 g/km²	199	199
	Recommended fuel octane rating	91	91
	Emission standard	Euro 5	Euro 5
Transmission	9-Speed Hybrid Automatic Transmission (9HAT)	●	●
	Driveline	4WD	4WD
	Gear ratios	1st 5.288 2nd 3.243 3rd 2.252 4th 1.636 5th 1.211 6th 1.000 7th 0.867 8th 0.717 9th 0.598 reverse 4.648	1st 5.288 2nd 3.243 3rd 2.252 4th 1.636 5th 1.211 6th 1.000 7th 0.867 8th 0.717 9th 0.598 reverse 4.648
Wheels	Size	265/60 18"	265/60 18"
	Spare wheel	●	●
Brakes	Front and rear	Vented Disc Brake	
	Electronic park brake with Auto hold	●	●
Suspension	Front Suspension (kg)	Double wishbone independent coil sprung suspension	
	Rear Suspension (kg)	Multi-link live axle coil sprung suspension	
Weights and capacities	Braked towing capacity³ (kg)	3000	
	Unbraked towing capacity³ (kg)	750	750
	Kerb weight¹ (kg)	2,605	2,605
	Tare weight¹ (kg)	2,556	2,556
	Max front axle load (kg)	1,430	1,430
	Max rear axle load (kg)	2,180	2,180
	Gross Vehicle Mass¹ (kg)	3,395	3,395
	Gross Combined Mass (kg)	6,705	6,705
	Payload (kg)	790	790
	Seating capacity	7	7
	Water wading depth (mm)	800	800
	Fuel tank capacity (L)	80	80
	Cargo volume behind 1st row (2-seat mode)	1459L	1459L
	Cargo volume behind 2nd row (5-seat mode)	795L	795L
	Cargo volume behind 3rd row (7-seat mode)	98L	98L

Specifications.

		Lux Hybrid	Ultra Hybrid
Chassis & Steering Continued	Electric Power Steering (EPS)	●	●
	Electric steering wheel adjustment (4-Directions)	●	●
	Dynamic torque steering	●	●
	Steering mode adjustment (Light/Comfort/Sport)	●	●
	Turning circle – kerb to kerb (m)	11.2	11.2
	Front Differential Lock (Electric)		●
	Rear Differential Lock (Electric)	●	●
	Low Range with Center diff lock	●	●
	Launch Control	●	●
	Driving Mode (Eco, Normal, Sports, Snow, Sand,Rock, Mud, Auto, Expert) + 4H/4L	●	●
	Off-Road Cruise Control(CCO)	●	●
	Tank Turn Assist	●	●
	Manual Tailgate	●	
	Manual Tailgate w/ soft close		●
	Side steps - fixed	●	
	Retractable side steps - electric		●
	Automatic windscreen wipers	●	●
	Rear Windscreen Wiper	●	●
	Roof rails	●	●
	Sunroof - Electric	●	
	Panoramic Sunroof - Electric		●
	Shark fin antenna	●	●
	Trailer Power Outlet	●	●
	Under carriage protection	●	●
	Door handle: Body Colour	●	
	Door handle: Chrome accented		●
Interior	Sunglasses holder	●	●
	Faux leather steering wheel	●	●
	Heated Steering Wheel		●
	Paddle Shifter	●	●
	Wireless Charger	●	●
	Front row 12V Power Outlet	●	●
	Second row 12V Power Outlet	●	●
	Luggage cover	●	●
	Luggage tie down points	●	●
	Electronic Clock	●	●
Air conditioning	3-zone climate control	●	●
	2nd row A/C control	●	●
	Rear A/C Outlet - Top/Under	●	●
	A/C fragrance system		●
	Auto defogging	●	●
Seats	Faux leather seats	●	
	Nappa leather accented seats		●
	Front seats: Heated	●	●
	Front seats: Ventilated + Massage		●
	Front Seat Memory + Welcome Function		●
	8-Way Power Adjustable + 4-way adjustable lumbar support Driver Seat Adjustment	●	●
	Front Passenger Seat: 4-Way Electric Adjustment	●	
	Front Passenger Seat: 6-Way Electric Adjustment		●
	Front Seat: Manual 2-way adjustable headrest	●	

		Lux Hybrid	Ultra Hybrid
Seats	Front Seat: Manual 4-way adjustable headrest		●
	60:40 folding 2nd row seats	●	●
	2nd row central armrest with cup holder	●	●
	2nd row seats: ventilated		●
	2nd row seats: manual adjustable	●	●
	2nd Row Seat: Manual 2-way Adjustable With Easy Entry	●	●
	2nd Row Seat: Manual 2-way Adjustable Headrest	●	●
	Manual folding 3rd row seats	●	
	Electric folding 3rd row seats		●
Entertainment	12.3 inch Full Colour Instrument Cluster with Brightness Adjustment	●	●
	14.6 inch Full Colour Touch Screen Infotainment System	●	●
	Radio FM / AM	●	●
	Digital Radio DAB+	●	●
	Bluetooth®	●	●
	Head Up Display (HUD)		●
	Front and rear USB Type A + Type C	●	●
	USB Port for Dash camera	●	●
	8 speakers	●	
	12 speakers Infinity®		●
	Wireless Apple CarPlay® 5 + Android Auto™ 4	●	●
	Speed sensing volume	●	●
	Active Noise Cancelling (ANC)		●
Security	Keyless entry (front)	●	●
	Push button start	●	●
	2 Smart Keys	●	●
	Engine Immobiliser	●	●
	Remote Central Locking	●	●
	Speed sensing central locking (15KM/H)	●	●
	Door ajar warning system	●	●
	Connected car app	●	●
Glass	Rear privacy glass	●	●
	Soundproof Glass (Front Windshield)	●	
	Soundproof Glass (Rear Door+Front Windshield)		●
	Auto window close function	●	●
	Auto Fold + Heated + Electric Adjustment Power External Mirror With Indicator	●	
	Auto Fold + Heated + Memory Assist + Electric Adjustment Power External Mirror With Indicator and Puddle Lights		●
	Front Sunvisor with vanity mirror with lights	●	●
	Auto-dimming rear view mirror	●	●
	2nd row manual window shades		●
	Rear Demister	●	●

Specifications.

		Lux Hybrid	Ultra Hybrid
Safety	Type Pressure Monitor System (TPMS)	●	●
	Driver & front passenger SRS airbags	●	●
	Front side SRS airbags	●	●
	Curtain SRS airbags	●	●
	Centre SRS airbag	●	●
	Seatbelt warning (All Seats)	●	●
	Front Seatbelt Pre-tensioners With Load Limiters	●	●
	2nd row Seatbelt Pre-tensioners With Load Limiters (outer seats)	●	●
	ISOFIX anchor points x2	●	●
	Rear Row Children Monitor	●	●
	Child-lock rear doors	●	●
	Electronic Stability Control (ESC)	●	●
	Brake Assist System (BAS)	●	●
	Hill Ascent/Descent Control	●	●
	Vehicle dynamic control systems ⁶	●	●
	Adaptive Cruise Control (ACC)	●	●
	Auto Emergency Brake (AEB)	●	●
	AEB Intersection Assist	●	●
	Low Speed AEB	●	●
	Front Collision Warning (FCW)	●	●
	Lane Departure Warning (LDW)	●	●
	Lane Keeping Assist (LKA)	●	●
	Lane Central Keeping (LCK)	●	●
	Traffic Sign Recognition (TSR)	●	●
	Traffic Jam Assist (TJA)	●	●
	ICA + Intelligent Turning	●	●
	Emergency Lane Keeping (ELK)	●	●
	Smart Dodge	●	●
	Door Open Warning (DOW)	●	●
	Rear Collision Warning (RCW)	●	●
	Lane Change Assist (LCA)	●	●
	Rear Cross Traffic Alert (With Brake)	●	●
	Front Cross Traffic Alert (With Brake)	●	●
	Emergency Signal System (ESS)	●	●
	Driver Fatigue Monitor System(DFMS)	●	●
	Reverse Assist	●	●
	Auto Parking Assist	●	●
	360°View Monitor	●	●
	Clear chassis view	●	●
	Front Parking Sensor	6	6
	Rear Parking Sensor	6	6
	Speed Warning Adjustment	●	●

		Lux Hybrid	Ultra Hybrid
Lighting	LED Headlights	●	●
	LED Taillights	●	●
	Auto low beam	●	●
	Auto high beam	●	●
	Front fog lamp with steering auto light	●	●
	Rear Fog lamp	●	●
	DRL (Daytime Running Light)	●	●
	High-Mounted Stop lamp	●	●
	Headlight "Follow me home" Function	●	●
	Ambient Lighting (64 Colour)		●
	Reading lamp	●	●
	Luggage Lighting	●	●
	Side Roof Lamp	●	●
	Glovebox Lighting	●	●

Disclaimer:

¹Weights/mass/volumes/dimensions are approximate and subject to individual vehicle variances, and should be confirmed before fitting any accessories, towing or otherwise relying on this value

²Results achieved in ADR81/02 fuel consumption testing. Results produced in laboratory test conditions, using sample vehicles without fitment of accessories/customisation, and do not reflect real world driving. Figures should only be used for comparative purposes.

³Towing capacity subject to regulatory requirements, tow bar and vehicle design and towing equipment limitations.

⁴Android Auto™ is a trademark of Google LLC. Requires compatible device, USB connection, mobile data, network reception and GPS signal. Mobile usage at user's cost. Functionality subject to change.

⁵CarPlay® is a trademark of Apple Inc in the U.S. and other countries. Requires compatible device, USB connection, mobile data, network reception and GPS signal. Mobile usage at user's cost. Functionality subject to change.

⁶Vehicle dynamic control system includes Anti lock Brake System (ABS), Electronic Brake pressure Distribution (EBD), Traction Control System (TCS), Roll-over Mitigation Intervention (RMI), Electronic Stability Control (ESC)

Specifications.



*Overseas model shown.



For more information visit gwmnz.com/nz

GWM Australia reserve the right to alter vehicle specifications and equipment levels without notice. Some equipment featured on vehicles in this brochure may not be available or may be optional. To the extent permitted by law, GWM New Zealand shall not be liable to any person as a result of reliance on the content of the brochure. Always check with your local GWM Dealer for the latest product specifications.

Information in this brochure is current as at 02/07/2024.
Edition Code: GWMNZ 20240702
Copyright © GWMNZ. All rights reserved.