

Kona Series II



100% Kiwi owned



The Hyundai brand has grown rapidly into a global automotive powerhouse. But first and foremost, we are a local business. Hyundai New Zealand is 100% kiwi owned and all our Hyundai dealers are 100% NZ operated. This means we are a New Zealand company helping New Zealanders grow.



Kona N Line in Atlas White shown on left.
Kona Limited in Surf Blue with sunroof shown in middle.
Kona Electric in Pulse Red shown on right.

Put it all behind you.

There's a vibrant feeling about the new Kona Series II. Its youthful and playful design invites you to leave your worries and inhibitions behind. Step inside, press the start button and Kona stirs to life to deliver exceptional dynamic performance. From front to back, Kona has been extensively enhanced to meet the needs of customers who lead active lifestyles.



Kona Limited in Misty Green with black roof shown.



Kona Limited in Surf Blue shown

Your style, your way.

The new Kona Series II has a confident, modern style that has a way of always fitting in anywhere your travels may take you. Whether you're on a downtown dinner date or driving down a country road, Kona makes you feel perfectly at home.

L.

L KEY SPECIFICATIONS
ENGINE AND TRANSMISSION
2.0L MPI (Petrol) 2WD – IVT
SAFETY
6 airbags
Rear Park Assist System
Rear view camera
Hyundai SmartSense(TM) safety technology including
Lane Keeping Assist (LKA)
Lane Following Assist (LFA)
Forward Collision Avoidance (FCA) with car and pedestrian detection
Emergency Stop Signal (ESS)
Electronic Stability Control (ESC)
Tyre Pressure Monitoring System (TPMS)
INTERIOR AND TECHNOLOGY
Leather appointed steering wheel and gear knob*
6 speaker audio system
8" touchscreen display with Apple CarPlay™ & Android Auto® compatibility
Bluetooth® connectivity
Steering wheel controls for audio, phone and cruise control
USB input with iPod compatibility
Power windows – front & rear
Cruise control
EXTERIOR AND TECHNOLOGY
16" alloy wheels
Rear spoiler
LED Daytime Running Lights (DRL)
Automatic dusk sensing head lights with escort and welcome functions
Black exterior cladding
LED side repeaters integrated into side mirrors
Electric heated mirrors



8" touchscreen with Apple CarPlay™ & Android Auto®

Entry.

ENTRY KEY SPECIFICATIONS
ENGINE AND TRANSMISSION
2.0L MPI (Petrol) 2WD – IVT
SAFETY
Hyundai SmartSense(TM) safety technology including
Blind-spot Collision Avoidance (BCA)
Rear Cross-traffic Collision Avoidance (RCCA)
Forward Collision Avoidance (FCA) with car, pedestrian and cyclist detection
Driver Attention Warning (DAW)
INTERIOR AND TECHNOLOGY
Smart Cruise Control (SCC) with stop & go
Rear seatback pockets
EXTERIOR AND TECHNOLOGY
17" alloy wheels
Electric folding mirrors

Elite.

ELITE KEY SPECIFICATIONS ABOVE ENTRY
ENGINE AND TRANSMISSION
2.0L MPI (Petrol) 2WD – IVT
INTERIOR AND TECHNOLOGY
Leather interior trim*
Wireless charging pad**
Electro-Chromatic Mirror (ECM) – auto-dimming
Heated front seats
Automatic climate control air-conditioning
Power adjustable driver's seat – 8-way (including 2-way lumbar support)
Power adjustable passenger's seat – 6-way
4.2" TFT colour LCD supervision cluster with trip computer & digital speedometer
10.25" touchscreen with satellite navigation
Harman Kardon premium audio system with 8 speakers including subwoofer
EXTERIOR AND TECHNOLOGY
18" alloy wheels
Rain sensing wipers
Grey body cladding



10.25" touchscreen with satellite navigation, Apple CarPlay™ & Android Auto®

N Line.

N LINE KEY SPECIFICATIONS ABOVE ELITE
ENGINE AND TRANSMISSION
1.6L T-GDi (Petrol) AWD – DCT
INTERIOR AND TECHNOLOGY
N Line interior styling pack including seat stitching, steering wheel, gear shifter, air vent surrounds and black headlining
EXTERIOR AND TECHNOLOGY
N Line exterior styling pack including alloy wheels, front and rear bumpers, grille, side skirts, dual tailpipes and body coloured cladding



17" alloy wheels

Limited.

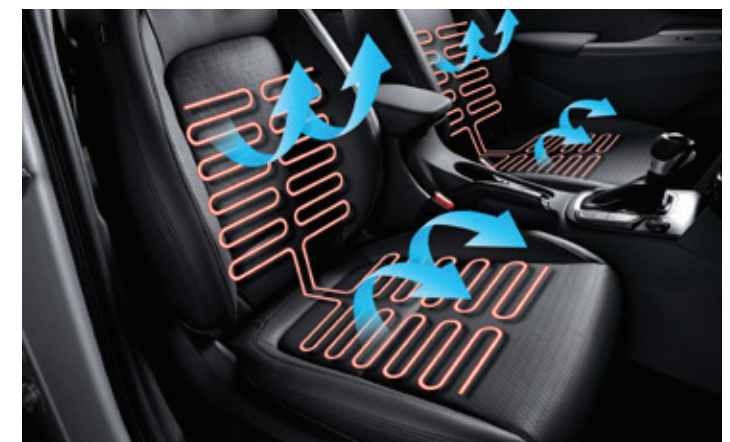
LIMITED KEY SPECIFICATIONS ABOVE ELITE
ENGINE AND TRANSMISSION
2.0L MPI (Petrol) 2WD – IVT
SAFETY
Front Park Assist System
High Beam Assist (HBA)
INTERIOR AND TECHNOLOGY
Air ventilated front seats
Heated steering wheel
Heated rear seats (outboard)
Heads-Up Display (HUD)
EXTERIOR AND TECHNOLOGY
Two-tone black exterior (roof & mirrors)
LED front head lights
LED rear tail lights
10.25" TFT colour LCD supervision cluster



18" Elite & Limited alloy wheels



Wireless charging pad**



Ventilated front seats, heated front & rear seats and steering wheel

*Finishes specified as leather contain a combination of genuine leather, polyurethane leather (leather substitute) and man-made materials. ** Compatible smart phones only.



Kona Limited in Surly Blue shown



Kona Limited interior shown

Designed to be different.

Kona's powerful lines grab your attention from any angle. The design is strong and stability is reinforced at every turn including the armour-like cladding over the wheel arches. Extending into the rocker panels and both bumpers, this lower body cladding provides practical protection against stones and other road debris.

Style it to define your drive.

One look and you can tell that the Kona Series II is slightly ahead of its time. Futuristic? Definitely, but there's nothing too radical about it: It's design innovation done just right. The geometry is sophisticated with plenty of interesting high-tech details like the LED lighting technology and the catchy-looking alloy wheels to delight and fascinate the eye.



Limited model shown

Newly sculpted front end projects a sporty, muscular look



LED head lights on Limited model only

LED head lights and DRLs



2.0 Elite & Limited wheels shown

Alloy wheels



Limited model

LED tail lights



Kona Limited interior shown

An interior unlike any other.

Life is just so much easier with Kona. It offers plenty of cabin space to keep everyone comfortable and ample amounts of storage space. For added versatility, Kona's 60:40-split back seats can be folded down to make room for just about any type of cargo. Kona's generous dimensions extend to its new optional 10.25-in TFT supervision cluster and multimedia unit.



Limited model

10.25" TFT supervision cluster



Elite, Limited & N Line only

Wireless smartphone charging system



Elite, Limited & N Line only

10.25" multimedia system with satellite navigation



374 litres of luggage space and 60:40 split folding rear seat





Kona Limited in Surf Blue with black roof shown.

An impressive performance.

From the moment you step on the accelerator to unleash Kona's full potential, you will be smiling at the surge of quiet, clean power. Kona's power plants are third generation which means they benefit from the very latest technologies that improve their efficiency, reliability and, most importantly, your driving enjoyment. You have two engines to choose from and pure driving pleasure has been engineered into each one.

Smartstream G1.6 T-GDi		Smartstream G2.0 Atkinson	
146	Maximum Power kW/6,000 rpm	110	Maximum Power kW/6,200 rpm
265	Maximum Torque Nm/1,600-4,500 rpm	180	Maximum Torque Nm/4,500 rpm



Kona Limited interior shown



Kona Limited in Surf Blue with sunroof shown.

Bring your sense of adventure.

Kona's advanced control systems give you the confidence to drive down less travelled roads or in poor weather conditions. The large jog wheel on the center console provides access to Kona's advanced electronic control systems. This jog wheel may look simple but it offers powerful features. With a quick turn and a click, Kona keeps you going, exploring and discovering.

DRIVE Mode

The Drive Mode selector offers a choice of three different settings to suit your personal preferences. Drive Mode automatically modifies the gear shift schedule to transform Kona's personality into frugal, fast or just plain normal.



ECO Mode

While fuel economy on the Kona Series II is already impressive, driving in Eco Mode is guaranteed to save you money at the fuel pump.



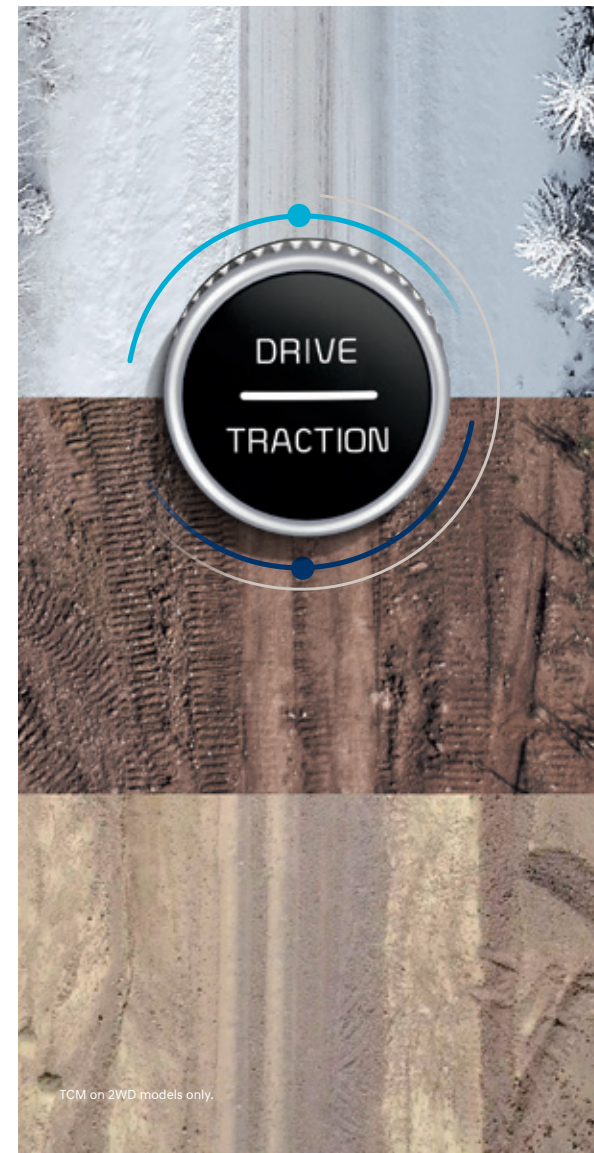
SPORT Mode

Sport Mode is made for those times when you just feel like putting it all behind you. With Sport Mode dialed in, Kona responds with energetic enthusiasm, the pace quickens and the fun begins.



NORMAL Mode

Normal is a happy place to be as it puts you at the half-way point between Eco and Sport. Offering the best of both, this setting delivers perfectly relaxed, everyday driving performance.



TCM on 2WD models only.

Traction Control Mode

When driving conditions become difficult, TCM steps in to ensure optimal traction. TCM automatically selects the right gear and regulates engine torque delivery to each individual wheel so that wheel slip is minimized.



SNOW Mode

Rotating the jog wheel controller puts you in Snow Mode and when the Snow Mode icon lights up on the instrument panel then you know you're really ready for some tough winter driving.



MUD Mode

When you're in Mud Mode, sensors can instantly detect wheel slippage and will automatically redirect torque to the wheel with the most traction so that you can keep moving despite the hazardous driving conditions.



SAND Mode

Driving on sand poses a unique set of challenges but Kona's smart controller keeps you moving safely ahead. Special algorithms developed for sand driving secure the right gear and ensure each wheel gets the right amount of torque at the right moment to guarantee optimal tire traction.



Kona N Line in Atlas White shown



Kona N Line in Atlas White shown

Kona N Line.

Kona N Line maximizes the sporty factor with an appearance package that really stands out. Both the front and rear ends get the special N Line makeover as do the 18-in diamond cut wheels and side cladding. The cabin abounds with N Line exclusive touches to tell the world that this is no ordinary Kona. Meatier brakes and a sports-tuned suspension enhance ride, handling and stopping performance.





N Line steering wheel



N Line gear shifter (7-speed DCT)



N Line sports bucket seats



Kona N Line interior shown

Hyundai SmartSense™



Smart Cruise Control with Stop & Go
 You set the speed and SCC maintains it while keeping you a safe distance away from the vehicle ahead without requiring application of the accelerator or brake pedal.



Forward Collision-Avoidance Assist (FCA)
 If there's danger of a collision with a car or a pedestrian, FCA's front camera gives you an early warning and, if necessary, FCA automatically applies the brakes to prevent the collision.



Lane Keeping Assist (LKA) / Lane Following Assist (LFA)
 LKA/LFA keep you safely centered within the lane using its front view camera to monitor lane markers. On detecting an unintentional lane departure, a warning is triggered and, if necessary, LKA will automatically provide corrective steering input to keep you within the lane.



Blind-Spot Collision-Avoidance assist (BCA)
 BCA uses radar to monitor both of your blind spots. If a vehicle is detected in the blind spot while the turn signal is flashing, BCA will automatically apply left or right side front braking before your attempted lane change thus helping you avert an unsafe lane change and a potential collision.



Parking Distance Warning (PDW)
 Proximity sensors in the front and rear bumpers warn you if you're too close so you can avoid scratches and park safer.



Safe Exit Assist (SEA)
 SEA blocks attempts to disengage the child safety lock and prevents the rear door from opening when it is unsafe to do so.

Features

Kona Wheels



16" Alloy wheel



17" Alloy wheel



18" Alloy wheel



Cascading grille



Projection head lights



LED head lights**



Rear combination lights (bulb type)



LED rear combination lights**



8" touch screen display




4.2" Supervision cluster



Manual air conditioning system



Automatic climate control air-conditioning*



Ambient lighting cup holders**



Rear USB input with tray



Heated seats*



Ventilated seats**



Heads-Up Display (HUD)**

* Elite, N Line & Limited models
** Limited model

Kona N Line Wheel




18" Alloy wheel



N Line specific front bumper with grille



N Line specific rear bumper with twin tip muffler



N Line specific side emblem



N Line specific side sill moulding



N Line red-color accent AC vents



Kona N Line in Atlas White shown

Hyundai Genuine Accessories.

The Kona is an extension of your personality, and Hyundai Genuine Accessories¹ can help make it even more unique. From roof racks to cargo liners, there's a suite of practical and stylish Hyundai Genuine Accessories¹ to match.



Tinted stylevisors (set of 4)



Carpet cargo liner



Towbar, towball & trailer wiring harness



Tailored carpet floor mats (set of 4)



Laser shades (rear, set of 2)



Dash mat

Genuine Accessories	Kona Series II
Technology	
Auxiliary cable ²	•
iPad [®] holder ³	•
Interior	
Tailored carpet floor mats (set of 4)	•
All weather floor mats	•
Dash mat	•
Carpet cargo liner	•
Rubber cargo liner	•
Cargo barrier	•
Cargo barrier front position strap	•
Laser shades (rear, set of 2)	•
Fabric rear bumper protector	•
Cargo organiser	•
Exterior	
Tinted stylevisors (set of 4)	•
Towbar, towball & trailer wiring harness ⁵	•
Roof Racks and Lifestyle	
Whispbar™ quiet roof racks ⁶ – flush	•
Whispbar™ quiet roof racks ⁶ – through bars	•
Roof mounted bike carrier (wheel off) ⁷	•
Thule bike rack (wheel on) ⁷	•
Roof mounted kayak holder ⁷	•
Ski and snowboard carrier ⁷	•
Surfboard carrier ⁷	•

1. All Hyundai Genuine Accessories are subject to warranty conditions. See your nearest Hyundai Dealer or visit www.hyundai.co.nz for full warranty terms and usage recommendations. 2. Auxiliary cable not suitable for Apple[®] devices. 3. iPad[®] is a registered trademark of Apple Inc. The iPad[®] holder has been designed to hold iPad[®] models 1, 2, 3, 4 or Air securely. To ensure occupants are protected in the event of a collision, the screen protector must be fitted to the iPad[®] when in use. iPad[®] not included. 5. Maximum ball download 130kg. 2WD Towing capacity 1,300kg braked & 600kg unbraked. AWD Towing capacity 1,250kg braked & 600kg unbraked. Towbar capacity subject to regulatory requirements, towbar design, vehicle design and towing equipment limitations. 6. Load capacity = 80kg evenly distributed over 2 bars. Roof racks should be removed when not in use. 7. Requires fitment of roof racks at additional cost.



Kona Limited in Surf Blue shown.

Hyundai's commitment to you

Our promise

We understand your decision to purchase one of our vehicles is not being made lightly and we thank you for putting Hyundai on your list. We know that by the time you decide which vehicle you want to purchase, you'll have had a good look at what's on offer in the market, and carefully weighed up the pros and cons of each. We hope you make the right decision for yourself. If you do decide to choose Hyundai, that won't be the end, it'll just be the start. Our goal is to live up to the confidence you've shown in us, by giving you the best customer service experience in New Zealand.

We call this the Hyundai Ownership Experience – which is a slightly corporate way of saying “we promise to look after you”.

The Hyundai Ownership Experience will actually start before you even have the keys in your hand, as your Hyundai dealer takes you through the things you need to know to get the most out of your new vehicle.



Personal handover

When you come in to pick up your new Hyundai, your dealer will take you through it from bumper to bumper. They'll show you where everything is and how everything works. They'll make sure you're across all those little things most people forget to ask about, like:

- » How to set up your mobile phone to work with Bluetooth
- » Where the tool kit is
- » How to connect and use your Apple CarPlay® or Android Auto®.
- » Where to find the first aid kit
- » How to register, setup and connect to Auto Link

They'll also check there's either a full tank of fuel or it's fully charged, that the vehicle is spotless inside and out, and that any accessories you specified are fitted just so.

This is also our opportunity to introduce you to the service team, who'll be looking after you in the years to come.

“THE DEALER EXPLAINED THE TUCSON TO ME AND WAS PATIENT WHEN WE HAD QUESTIONS.”

— GARY COCKRAM HYUNDAI CUSTOMER FROM CHRISTCHURCH

Meet the rest of the family

There's a good reason why your dealer will introduce you to the rest of the family. They're the people entrusted to be hands-on through your Hyundai Ownership Experience – the team who'll look after you and your vehicle when you come in for scheduled servicing.

There's no charge for the first service, and it happens after the first month on the road. Then it happens every 10,000 / 15,000 km*.

It's always good to be able to put a face to a name. And knowing them means you can call personally to discuss any concerns. Our people are experts at what they do and keen to show you how good they are. It's a pride thing and we encourage it.

A superb warranty and Roadside Assistance

Every new Hyundai is protected by our 3 year / 100,000 km factory warranty. In a nutshell, if there's any manufacturing issues, we'll fix them. But there's more.

Hyundai Roadside Assistance is included as part of our new vehicle warranty. It means if you should have an accident, puncture a tyre or run out of fuel anywhere in New Zealand, we'll send someone to get you up and running again – 24 hours a day, 365 days a year.

Extending your warranty beyond the factory period can make your ownership experience better yet. It's certainly worth considering. Our extended warranties can later be on-sold with the vehicle, something sure to increase its eventual resale value.



Servicing from trained Hyundai experts

Regular scheduled servicing within our network has real benefits.

Our specialist technicians use Hyundai diagnostic equipment to spot things that may be missed by the untrained eye.

We use genuine Hyundai parts, of course. These are built and tested to be specifically correct for your vehicle and are covered by a 1 year / 20,000 km warranty.

Your safety and the safety of your passengers are our number one priority. We can't vouch for the safety or performance of non-Hyundai parts. They only have to be slightly off or incorrectly installed and the integrity of your vehicle will be compromised.

If the cost of servicing is a concern for you, committing to a pre-paid service contract from day one will cost you less in the long run. You can sign up for these to cover your servicing needs for every service interval, which is every 10,000 / 15,000 km* or yearly (whichever happens first). You can do this for as many years as you want, and they're available for any Hyundai, no matter how old.



*Servicing for petrol turbo models is every 10,000 km or 12 months (whichever occurs first)

Insurance

Our insurance offering is part of Hyundai's commitment to improving your ownership experience.

Hyundai Insurance offers several exclusive benefits not available with other motor vehicle policies. For example, if your Hyundai is still in factory warranty, was purchased from a Hyundai dealer in New Zealand and is damaged beyond repair, we'll replace it with a brand new one*.

There's no excess if your glass is broken (up to \$2,000 cost), and we'll cover (up to \$1,500 cost) for the trailer you were towing if that's damaged*.

You can be sure only guaranteed, genuine Hyundai parts will be used in repairs**, and that only approved repairers will be working on your vehicle.

We also offer a Hyundai Insurance specific 24 hour assistance number: 0800 123 266.

*See your Hyundai dealer for full terms and conditions.
**Applies to new vehicles for five years.

Hyundai Fleet

If you're looking for the right vehicles for your business, Hyundai has the perfect fleet solution for you.

Whatever your business size or requirements, you can get the job done by choosing from Hyundai Fleet's diverse range of models and trucks, all of which offer the latest in technology, efficiency, safety and style. And as a Fleet customer, you have the flexibility of a range of ownership and leasing options, as well as tax benefits and great value servicing.

So, from the city loving i20 to the cargo carrying iLoad, our fleet services can provide the right vehicles to help drive your business forward. For more information visit www.hyundai.co.nz/fleet



In the company of Kiwis

The Hyundai brand has grown rapidly into a global auto industry powerhouse. But first and foremost, Hyundai New Zealand is a New Zealand company.

Hyundai New Zealand is 100% kiwi owned and all our Hyundai dealers are 100% NZ operated. That's something we're pretty proud of.

This structure gives you the best of both worlds. The benefits of global resources and the huge investment in Research & Development that Hyundai makes, combined with our local commitment and understanding.

We're also very aware of what it means to be a New Zealand company. Our commitment to being a good Kiwi citizen starts with our treatment of customers and extends out into their communities.

We've actively supported the National Agricultural Fieldays for over a decade. We sponsor Hyundai Country Calendar, put money into NZ sailing, and are major sponsors of the Spirit of

Adventure Trust. We're also extremely proud of our New Zealand sponsorship of Kiwi rally driver, Hayden Paddon.



Our sponsorships allow us to offer customers the chance to join us as VIP guests at many of our events, including on board the Spirit of New Zealand and at Fieldays. Look out for these invites from time to time.

The Hyundai Experience will continue to grow and expand. We really want to give you the most rewarding experience you've ever had with a company.



Hyundai Country Calendar visits Doug Avery and his mates on his North Island farm for a yarn.

The Pinnacle Programme

The Pinnacle Programme is a unique scholarship, backed by Hyundai New Zealand, which provides talented young New Zealanders between the ages of 15 and 18 with the foundations for future success. The Programme is open to young kiwis with talent in all areas of endeavours, including, but not limited to, art, sport, science and business.

WWW.PINNACLEPROGRAMME.CO.NZ



Future New Zealand leaders as part of the Pinnacle Programme spend 21 days on New Zealand's iconic Outward Bound programme in Anakiwa, at the top of the South Island.



Hyundai Ambassador Team

Speaking of 0800 numbers, if you dial 0800 HYUNDAI (498 632), you'll be talking directly to one of our Hyundai Ambassador Team members in New Zealand. We operate a local call centre. Our team are trained to support you with any concerns, and they'll be able to help you out with anything you need them to.

We respond to every request, no matter how big or small, as quickly as we can. That's the New Zealand way of doing things, and it's our way too.

If it's an emergency you'll be put straight through to our Roadside Assistance team, who are trained to deal with any situation and will get someone out to you as quickly as possible if that is what is required.

JOIN US ON WWW.FACEBOOK.COM/HYUNDAINZ

Specifications

KONA SERIES II	2.0 2WD L	2.0 2WD	2.0 Elite 2WD	2.0 Limited 2WD	1.6T N Line AWD
ENGINE:	2.0 litre 16 valve twin overhead cam with CVVT (Continuously Variable Valve Timing)				1.6 litre 16 valve twin overhead cam with gasoline direct fuel injection with turbocharger
Fuel system	Multi Point Injection (MPI)				Gasoline Direct Injection (GDI)
Displacement (CC)	1,999				1,591
Maximum power (kW/rpm)	110 kW / 6,200 rpm				146 kW / 6,000 rpm
Maximum torque (Nm/rpm)	180 Nm / 4,500 rpm				265 Nm / 1,600-4,500 rpm
TRANSMISSION:					
Transmission Type	Intelligent Variable Transmission (IVT)				7-Speed Dual Clutch Transmission (DCT)
CHASSIS:					
Drive system	Front Wheel Drive				All Wheel Drive (AWD)
Front suspension	MacPherson strut suspension with coil springs, gas-filled shock absorbers and anti-roll stabiliser bar				
Rear suspension	Coupled torsion beam suspension with coil springs and gas-filled shock absorbers				Multi-link suspension with coil springs, gas-filled shock absorbers and anti-roll stabiliser bar
WHEELS AND BRAKING SYSTEM:					
Wheels	16" Alloy	17" Alloy	18" Alloy	18" Alloy	18" N Line Alloy
Tyre	205 / 60 R16	215 / 55 R17	235 / 45 R18	235 / 45 R18	235 / 45 R18
Compact Spare Wheel & Tyre	•	•	•	•	•
Tyre Pressure Monitoring System (TPMS)	•	•	•	•	•
Braking system	Power assisted braking system with ventilated front disc and solid rear disc brakes with ABS, EBD and BAS				
Electric Parking Brake (EPB) with auto hold	•	•	•	•	•
STEERING:					
Type	Motor Driven Power Steering (MDPS)				
Steering column	Manual tilt & telescopic adjustment				
Minimum turning radius (m) - kerb to kerb	5.3				
Energy absorbing collapsible steering column	•	•	•	•	•
SAFETY FEATURES:					
ABS braking with Electronic Brake-Force Distribution (EBD)	•	•	•	•	•
Brake Assist System (BAS)	•	•	•	•	•
Electronic Stability Control (ESC)	•	•	•	•	•
Traction Control System (TCS)	•	•	•	•	•
Vehicle Stability Management (VSM)	•	•	•	•	•
Blind-spot Collision Avoidance assist (BCA)	-	•	•	•	•
Rear Cross-traffic Collision Avoidance assist (RCCA)	-	•	•	•	•
Forward Collision-Avoidance assist (FCA) - car, pedestrian & cyclist	-	•	•	•	•
Forward Collision-Avoidance assist (FCA) - car, pedestrian only	•	-	-	-	-
Lane Keeping Assist (LKA)	•	•	•	•	•
Smart Cruise Control (SCC) with stop & go	-	•	•	•	•
High Beam Assist (HBA)	-	-	-	•	-
6 Airbags (Dual Front, Side, Curtain Airbag)	•	•	•	•	•
Front seatbelt pretensioners and load limiters	•	•	•	•	•
3-point tether child seat anchor points	•	•	•	•	•

Specifications

KONA SERIES II	2.0 2WD L	2.0 2WD	2.0 Elite 2WD	2.0 Limited 2WD	1.6T N Line AWD
SAFETY FEATURES:					
ISOFIX child seat anchor points	•	•	•	•	•
Height adjustable seatbelts (front)	•	•	•	•	•
3-point lap diagonal (ELR) seatbelts	•	•	•	•	•
Child safety rear door locks	•	•	•	•	•
Electro Chromatic rear-view Mirror (ECM)	-	-	•	•	•
Automatic dusk sensing headlights	•	•	•	•	•
Rain sensing wiper system	-	-	•	•	•
Rear park assist system	•	•	•	•	•
Front park assist system	-	-	-	•	-
Reversing camera	•	•	•	•	•
First aid kit	•	•	•	•	•
EXTERIOR FEATURES:					
N Line specific exterior trim	-	-	-	-	•
Electrically adjustable side mirrors	•	•	•	•	•
Electric folding side mirrors	-	•	•	•	•
Heated side mirrors	•	•	•	•	•
LED front headlights	-	-	-	•	-
LED Daytime Running Lights (DRLs)	•	•	•	•	•
LED rear taillights	-	-	-	•	-
Rear spoiler with high mounted LED stop light	•	•	•	•	•
Privacy & solar glass	-	-	•	•	•
Mud guards	•	•	•	•	•
Two-tone paint finish (black roof & mirrors)	-	-	Optional Cost	(except Phantom Black)	Optional Cost
INTERIOR FEATURES:					
Cloth interior trim	•	•	-	-	-
Full leather interior trim**	-	-	•	•	•
N Line specific interior trim	-	-	-	-	•
Leather steering wheel and gearshift trim**	•	•	•	•	•
Driver seat 8-way electric sliding, reclining, height and lumbar adjustable	-	-	•	•	•
Passenger seat 6-way electric sliding, reclining and height adjustable	-	-	•	•	•
Height adjustable passenger seat	•	•	•	•	•
Ventilated front seats	-	-	-	•	-
Heated front seats	-	-	•	•	•
Heated rear outboard seats	-	-	-	•	-
Heated steering wheel	-	-	-	•	-
Power windows	•	•	•	•	•
Wireless smart phone charging***	-	-	•	•	•
2 x USB inputs (1 front & rear)	-	-	•	•	•
Heads-Up Display (HUD)	-	-	-	•	-
Rear seat 60:40 split folding function	•	•	•	•	•
Rear seat back pockets	-	•	•	•	•
SECURITY:					
Proximity key and engine start / stop button	-	-	•	•	•
Keyless entry with anti-theft alarm	•	•	•	•	•
Engine immobiliser	•	•	•	•	•
Hyundai Active Locking Operation (HALO) including speed sensing auto door locking	•	•	•	•	•

Specifications

Overall height
(Including roof rack)
1,565 (1,575)

Unit : mm
() Kona N Line

KONA SERIES II	2.0 2WD L	2.0 2WD	2.0 Elite 2WD	2.0 Limited 2WD	1.6T N Line AWD
COMFORT AND CONVENIENCE:					
8" touch screen audio system	•	•	-	-	-
10.25" touch screen audio system	-	-	•	•	•
Satellite navigation	-	-	•	•	•
Apple CarPlay & Android Auto compatibility	•	•	•	•	•
Harman Kardon 8 speaker premium audio system including subwoofer	-	-	•	•	•
4 speakers and 2 tweeters	•	•	-	-	-
Bluetooth voice recognition handsfree phone system	•	•	•	•	•
Steering wheel mounted audio and cruise controls	•	•	•	•	•
Front and rear USB inputs	•	•	•	•	•
Manual air conditioning with pollen filter	•	•	-	-	-
Automatic climate control air-conditioning with pollen filter	-	-	•	•	•
Automatic Windscreen Defog	-	-	•	•	•
Trip computer including distance to empty, average fuel consumption and outside temperature display	•	•	•	•	•
4.2" colour TFT driver information display	•	•	•	-	•
10.25" colour full TFT driver display	-	-	-	•	-
Illuminated vanity mirror in driver and front passenger sunvisors	•	•	•	•	•

WEIGHTS AND CAPACITIES:					
Fuel tank capacity (litres)	50	50	50	50	50
Boot capacity (VDA litres) - seats down	1,156	1,156	1,156	1,156	1,156
Boot capacity (VDA litres) - seats up	374	374	374	374	374
Kerb weight (kg) lightest / heaviest	1,280 / 1,383	1,280 / 1,383	1,280 / 1,383	1,280 / 1,383	1,395 / 1,504
Towing capacity - braked (kg)	1,300	1,300	1,300	1,300	1,250
Towing capacity - unbraked (kg)	600	600	600	600	600

EXTERIOR DIMENSIONS:					
Wheelbase (mm)	2,600	2,600	2,600	2,600	2,600
Overall length (mm)	4,205	4,205	4,205	4,205	4,215
Overall width (mm)	1,800	1,800	1,800	1,800	1,800
Overall height (mm)	1,565	1,565	1,565	1,565	1,575
Wheel track - front / rear (mm)	1,575 / 1,584	1,563 / 1,572	1,559 / 1,568	1,559 / 1,568	1,559 / 1,568
Overhang - front / rear (mm)	870 / 735	870 / 735	870 / 735	870 / 735	880 / 720
Minimum ground clearance (mm)	170	170	170	170	170

SUSTAINABILITY:					
Combined fuel economy (litres / 100km)*	6.2	6.2	6.2	6.2	6.9
CO2 Emissions (g/km)	148	148	148	148	156

WARRANTIES:					
10 year / 200,000 km anti perforation corrosion body warranty	•	•	•	•	•
3 year / 100,000 km mechanical warranty	•	•	•	•	•
3 year / 100,000 km roadside assistance package	•	•	•	•	•
• Standard - : Not Available					

Specifications, features, equipment and colours shown in this brochure are subject to change without notice or obligation. *Fuel consumption figures are based on ADR 81/02 tests and factory information. These figures are provided to assist you in comparing the fuel consumption of the Kona range with other vehicles. The actual fuel consumption will depend on many factors, including your driving habits, the prevailing conditions and your vehicle's equipment, condition and use. **Finishes specified as leather contain a combination of genuine leather, polyurethane leather (leather substitute) and man-made materials. *** Compatible smartphone only.



Overall Length 4,205 (4,215)
Wheel Base 2,600



Wheel Tread 1,565
Overall Width 1,800



Wheel Tread 1,577
Overall Width 1,800

Type	Kona		Kona N Line	
	Smartstream G2.0 Atkinson		Smartstream G1.6 T-GDi	
Engine type	4-Cylinder DOHC		4-Cylinder DOHC	
Displacement (cc)	1,999		1,591	
Max. Power (kW / rpm)	110 / 6,200		146 / 6,000	
Max. Torque (Nm / rpm)	180 / 4,500		265 / 1,600-4,500	
Brakes				
Front	Ventilated discs			
Rear	Solid discs			
Suspension				
Front	MacPherson strut			
Rear	Coupled T-Beam Axle (2WD)		Multi-link Type (4WD)	
Tyre				
	205/60R16, 215/55R17, 235/45R18		235/45R18	
Dimensions				
Head room (mm) Front / Rear	1,005 / 961			
Leg room (mm) Front / Rear	1,054 / 893			
Shoulder room (mm) Front / Rear	1,409 / 1,385			

- The above values are results from internal testing and are subject to change after validation.
- Some of the equipment illustrated or described in this catalog may not be supplied as standard equipment and may be available at extra cost.
- Hyundai New Zealand reserves the right to change specifications and equipment without prior notice.
- The colour plates shown may vary slightly from the actual colours due to the limitations of the printing process.
- Please consult your dealer for full information and availability on colours and trims.

Interior colours




Black one-tone interior



N Line Black one-tone interior (Red accents)

Exterior colours



P6W* Chalk White C5G* Cyber Gray R3G* Galactic Gray YG7* Dark Knight MZH Phantom Black



MFR* Ignite Flame Y2R* Pulse Red V7U* Surfy Blue UTK* Dive in Jeju Y7H* Misty Jungle


Two tone colours




Phantom Black roof available on all colours*

*Colours shown are indicative only and may vary due to the printing process. Phantom Black roof option is an additional cost for Elite, N Line models and standard on Limited model.

Call our Hyundai Ambassador Team on **0800 HYUNDAI (498 632)**
or email us at customerservice@hyundai.co.nz

 Join Hyundai NZ on Facebook www.facebook.com/hyundainz

 See our videos at www.youtube.com/hyundainz

 Follow us on Instagram @HyundaiNZ

www.hyundai.co.nz