

Palisade



100% Kiwi owned



The Hyundai brand has grown rapidly into a global automotive powerhouse. But first and foremost, we are a local business. Hyundai New Zealand is 100% kiwi owned and all our Hyundai dealers are 100% NZ operated. This means we are a New Zealand company helping New Zealanders grow.



Palisade Elite in White Cream shown



Palisade Limited in Moonlight Cloud shown



Luxury on a grand scale.

The Hyundai Palisade has 7 or 8 classically comfortable leather seats, the latest connectivity features, and SmartSense safety technology.

In fact, the Palisade has every luxury you could possibly need – and one everyone needs, lots and lots of space.

Discovery luxury on a grand scale with the Hyundai Palisade.

Elite.

ELITE KEY SPECIFICATIONS

ENGINE AND TRANSMISSION

3.8L GDI V6 (Petrol) 2WD - 8-speed automatic transmission
2.2L CRDi (Diesel) AWD - 8-speed automatic transmission

SAFETY

6 airbags
Rear view camera
Front & rear parking sensors
Tyre Pressure Monitoring System (TPMS)
Electronic Stability Control (ESC) including:
Anti-lock Braking System (ABS)
Brake Assist System (BAS)
Downhill Brake Control (DBC)
Electronic Brakeforce Distribution (EBD)
Hill-start Assist Control (HAC)
Traction Control System (TCS)
Vehicle Stability Management (VSM)

Hyundai SmartSense™ including:

Blind Spot Collision Avoidance (BCA)
Driver Attention Warning (DAW)
Forward Collision-Avoidance Assist (FCA) – Car, Pedestrian & Cyclist
High Beam Assist (HBA)
Lane Keeping Assist (LKA)
Lane Following Assist (LFA)
Rear Cross-Traffic Collision Avoidance (RCCA)
Smart Cruise Control (SCC) with Stop & Go
Rear Occupant Alert (ROA)
Safe Exit Assist (SEA)
Power child door locking system

INTERIOR AND TECHNOLOGY

8 seats
One touch flat folding seats – 2nd row
Rear seat split folding – 60:40 (2nd row & 3rd row)
2nd and 3rd row manual air vent controls
3 x USB ports (1st row), 2 x USB ports (2nd row) & 2 x USB port (3rd row)
Leather appointed³ steering wheel
Cargo blind
Luggage net
Tri zone climate control air-conditioning
ISOFIX child restraint anchors (rear outboard seats) – 2 x 2nd row & 1 x 3rd row
Heads-Up Display (HUD)
Smart key with push button start
Electronic Parking Brake (EPB)
Drive modes – Comfort, Eco, Smart & Sport
Bluetooth®⁴ (phone & audio streaming) with voice recognition
7.0" TFT LCD with trip computer & digital speedometer
Steering wheel mounted phone & audio controls
Leather appointed³ seats
Heated front seats
Heated second-row outer seats
Heated steering wheel
Deluxe cloth pillar, sunvisor and roof trim
Paddle shifters
10.25" touchscreen with satellite navigation
Apple CarPlay® and Android Auto™² compatibility
Wireless smartphone charger⁵

1. **Hyundai SmartSense™** is a registered trademark of Hyundai Motor Company. Safety features are not a substitute for attentive driving. 2. **Apple CarPlay** functionality requires software update. Apple CarPlay™ requires iPhone 5th or subsequent model (lightning cable) in order to operate. Apple® and iPhone® are registered trademarks of Apple Inc. **Android Auto** requires a device with Android 5.0 operating system or subsequent version, and USB cable in order to operate. Android is a trademark of Google Inc. 3. **Leather appointed** may contain elements of genuine leather, polyurethane leather (leather substitute) or man-made materials, or a combination thereof. 4. **Bluetooth®** is a registered trademark of Bluetooth SIG, Inc. Please check your Bluetooth® device's capabilities to ensure compatibility. 5. **Wireless smartphone charger** requires a Qi-enabled smartphone or adaptor to operate.

Rain sensing wipers
Electronic driver and passenger's seat
Infinity premium audio with 12-speakers including subwoofer

EXTERIOR AND TECHNOLOGY

20" alloy wheels
LED Daytime Running Lights (DRL)
Roof rails
LED side repeaters integrated into side mirrors
Heated side mirrors
Chrome finished radiator grille
Rear privacy glass
Bi-LED head lights
LED tail lights
Electric folding side mirrors
Smart power tailgate



Heated 1st & 2nd row seats



20" alloy wheels



Blind-Spot Collision Avoidance (BCA)

Limited.

LIMITED KEY SPECIFICATIONS ABOVE ELITE

ENGINE AND TRANSMISSION

3.8L GDI V6 (Petrol) 2WD - 8-speed automatic transmission
2.2L CRDi (Diesel) AWD - 8-speed automatic transmission

INTERIOR AND TECHNOLOGY

Optional Nappa leather appointed³ seats
Ventilated 1st & 2nd row seats
7 seats including 2nd row captain seats

SAFETY

Hyundai SmartSense™ including:
Surround View Monitor (SVM)
Blind-spot View Monitor (BVM)

INTERIOR AND TECHNOLOGY

Dual pane sunroof
Air ventilated 1st and 2nd row seats
Integrated Memory System (IMS) – driver's seat
Power adjustable driver's seat - 12-way (including 2-way lumbar support and driver's cushion extension)

Rear window blinds

EXTERIOR AND TECHNOLOGY

Interior LED lighting



Air ventilated 1st & 2nd row seats



Dual pane sunroof



10.25" touchscreen with satellite navigation



Surround View Monitor (SVM)

Remember that time.

Round up the crew, load up Palisade and arrive in style. Beautiful memories are made on days like this and Palisade helps make it all happen. Whatever the mix of passengers and luggage, Palisade is built to handle the job with comfort and ease.



Palisade Limited in Moonlight Cloud shown



Palisade Limited in Moonlight Cloud shown

Smart start.

Palisade is loaded with remarkable smart features like the power tailgate that not only opens automatically but also allows you to adjust the opening/closing speed and lift height to suit personal preferences. And should you ever accidentally leave a child or pet behind after parking, the rear passenger alert system will automatically issue a gentle reminder. Smart from start to finish, that's Palisade.



Palisade Limited in Moonlight Cloud shown



Palisade Limited with Nappa Leather Beige/Navy Color interior shown

Refreshingly clean.

Beyond the cabin's clean, ultra-modern lines, there's clean air technology that not only filters away dust and pollen but also deodorizes the air with an ionizer. Double-laminated glass ensures whisper quiet travel while the 10.25" touchscreen comes with split-screen and optional 360-degree Surround View Monitor (SVM) capabilities to ensure effortless command and control.





Palisade Limited with Nappa Leather Beige/Navy Color interior shown

7.0" colour TFT driver information display / 10.25" navigation (Apple Carplay / Android Auto)



Bridge-type high console



Large luggage space



Smart power tailgate*

* If the driver stands near the rear of the vehicle for three seconds with the smart key in his or her possession, the tailgate will open automatically, requiring no other action and enabling the driver to remove items from the vehicle easily and conveniently. The driver can adjust the maximum height to which the tailgate opens by setting the tailgate to the desired height and pressing and holding the "Close" button for an extended period of time.



Palisade Limited in Moonlight Cloud shown

All the power you need.

Palisade comes with a choice of powertrains, both mated to a shift-by-wire eight-speed automatic transmission. The highly efficient and eco-friendly Gen II Lambda petrol and R-series diesel engines deliver excellent power combined with incredible fuel efficiency.

2.2 CRDi Diesel Engine

147 Maximum Power
kW/3,800 rpm

440 Maximum Torque
Nm/1,750–2,750 rpm

3.8 GDi Petrol Engine

217 Maximum Power
kW/6,000 rpm

355 Maximum Torque
Nm/5,200 rpm



8-speed shift-by-wire automatic transmission



2.2 diesel models only

HTRAC HTRAC All-Wheel Drive

Explore the limits.

Whether your journey takes you on or off-road, Palisade proves itself to be a highly capable performer thanks to the the available innovative H-TRAC all-wheel-drive system and Multi-Terrain Control. Whether you're cruising along city streets or over the roughest terrain, Palisade handles the task with equal ease.



SNOW

SNOW Mode
Simply select Snow Mode on the Multi-Terrain Control and H-TRAC's advanced AWD system employs variable power delivery to the rear wheels to optimise tire traction on slippery snow-covered roads.



MUD

MUD Mode
Ensures maximum traction even on muddy roads thanks to the new coupling unit which provides electronically controlled torque distribution among the four wheels. On sensing individual wheel slip, the smart controller automatically compensates by increasing torque to the wheels with greater traction.



SAND

SAND Mode
The smart controller automatically adjusts the power distribution ratio between the front/rear axles and will automatically allocate the correct amount of torque and/or braking power to individual wheels to ensure the highest level of safety on sand covered surfaces.

Multi Terrain Control

When the going gets tough, SNOW, MUD and SAND modes assure optimal tire traction over different types of rough terrain. A quick glance at the center display or multimedia system will confirm terrain mode status.



Drive Mode

A simple push of the button switches between Drive and Terrain modes. Turn the knob to select the mode that suits you best: COMFORT for everyday driving, ECO for optimal fuel efficiency, SPORT for quicker acceleration or SMART which employs a learning algorithm that automatically adjusts gear shift intervals based on recent driving patterns.



Explore the limits.

It's time for that big family trip and you've got a lot on your hands. But with Palisade's smart safety features, you get peace of mind knowing that you and your loved ones are protected by a 6-airbag system and a range of smart safety features that are unprecedented in the Palisade segment.



6-Airbag system

Palisade offers 6 airbags: the driver and front passenger get a pair of front airbags plus a pair of side airbags to protect the thorax and pelvic areas while left and right curtain airbags offer head protection for all cabin occupants.



Three-zone, Independent-control, fully automatic air conditioning

Palisade features independent heating and cooling systems for the second-row seats, dual fully automatic air conditioning system for the front seats, and adjustable overhead vents that work in tandem with floor vents to help ensure maximum comfort throughout the entire cabin.



Blind-spot View Monitor (BVM)

On activating the turn signal, the center screen displays a live video image of the rear area captured by miniature cameras built into the left or right side-view mirrors. By providing a clear, wide view of the vehicle's blind spots, Palisade makes driving safer than ever.



Heads-Up Display (HUD)

To minimize visual distractions and keep the driver's eyes fixed firmly on the road ahead, HUD projects the vehicle speed, current drive mode, navigation instructions and other key vehicle data directly onto the windshield.



Sleep Mode System (SMS)

If backseat passengers are asleep, SMS allows the driver to mute the backseat speakers and to listen to music through the first-row speakers without disturbing anyone.

Hyundai SmartSense™

With Hyundai SmartSense™, our cutting-edge Advanced Driver Assistance Systems, the Palisade comes with the latest active safety technology – built to provide you with more safety and peace of mind.

Blind-Spot Avoidance assist (BCA)

Radar sensors in the rear bumper are used to warn the driver of approaching vehicles in the blind spot area and will steer the vehicle back in its lane if approaching vehicles are detected.



Rear Cross-Traffic Collision Warning (RCCW) and Rear Cross-Traffic Collision-Avoidance Assist (RCCA)

Radar sensors in the rear bumper monitor cross traffic approaching from left and right side of the vehicle during reverse maneuvers, and if necessary apply warning (RCCW) and emergency braking to prevent from collision (RCCA).



Safe Exit Assist (SEA)

Keep your family safe with the Safe Exit Assist. Palisade senses vehicles approaching from the rear and keeps the child lock engaged thus preventing passengers from getting out. When the vehicles have passed, a simple push of a button unlocks the door for a safe exit.



Surround View Monitor (SVM)

A multi-camera system provides a 360-degree view around the vehicle to assist the driver in parking situations.



Features



Bi-LED head lights



Chrome finished radiator grille



LED rear combination lights



Three-zone full auto air conditioning system



Wireless smartphone charging system



Conversation mirror



Dual pane sunroof
Limited model only



Front & rear parking sensors




Rear fog lights



Limited model
Integrated memory system (IMS)
Limited model only



Driver and passenger power seats
10-way driver for Elite & 12-way driver
adjustment for Limited



1st and 2nd row heated seats
7 seat model shown



20" alloy wheel


Hyundai's commitment to you

Our promise

We understand your decision to purchase one of our vehicles is not being made lightly and we thank you for putting Hyundai on your list. We know that by the time you decide which vehicle you want to purchase, you'll have had a good look at what's on offer in the market, and carefully weighed up the pros and cons of each. We hope you make the right decision for yourself. If you do decide to choose Hyundai, that won't be the end, it'll just be the start. Our goal is to live up to the confidence you've shown in us, by giving you the best customer service experience in New Zealand.

We call this the Hyundai Ownership Experience – which is a slightly corporate way of saying “we promise to look after you”.

The Hyundai Ownership Experience will actually start before you even have the keys in your hand, as your Hyundai dealer takes you through the things you need to know to get the most out of your new vehicle.



Personal handover

When you come in to pick up your new Hyundai, your dealer will take you through it from bumper to bumper. They'll show you where everything is and how everything works. They'll make sure you're across all those little things most people forget to ask about, like:

- » How to set up your mobile phone to work with Bluetooth
- » Where the tool kit is
- » How to connect and use your Apple CarPlay® or Android Auto®.
- » Where to find the first aid kit
- » How to register, setup and connect to Auto Link

They'll also check there's either a full tank of fuel or it's fully charged, that the vehicle is spotless inside and out, and that any accessories you specified are fitted just so.

This is also our opportunity to introduce you to the service team, who'll be looking after you in the years to come.

“THE DEALER EXPLAINED THE TUCSON TO ME AND WAS PATIENT WHEN WE HAD QUESTIONS.”

— GARY COCKRAM HYUNDAI CUSTOMER FROM CHRISTCHURCH

Meet the rest of the family

There's a good reason why your dealer will introduce you to the rest of the family. They're the people entrusted to be hands-on through your Hyundai Ownership Experience – the team who'll look after you and your vehicle when you come in for scheduled servicing.

There's no charge for the first service, and it happens after the first month on the road. Then it happens every 10,000 / 15,000 km*.

It's always good to be able to put a face to a name. And knowing them means you can call personally to discuss any concerns. Our people are experts at what they do and keen to show you how good they are. It's a pride thing and we encourage it.

A superb warranty and Roadside Assistance

Every new Hyundai is protected by our 3 year / 100,000 km factory warranty. In a nutshell, if there's any manufacturing issues, we'll fix them. But there's more.

Hyundai Roadside Assistance is included as part of our new vehicle warranty. It means if you should have an accident, puncture a tyre or run out of fuel anywhere in New Zealand, we'll send someone to get you up and running again – 24 hours a day, 365 days a year.

Extending your warranty beyond the factory period can make your ownership experience better yet. It's certainly worth considering. Our extended warranties can later be on-sold with the vehicle, something sure to increase its eventual resale value.



Servicing from trained Hyundai experts

Regular scheduled servicing within our network has real benefits.

Our specialist technicians use Hyundai diagnostic equipment to spot things that may be missed by the untrained eye.

We use genuine Hyundai parts, of course. These are built and tested to be specifically correct for your vehicle and are covered by a 1 year / 20,000 km warranty.

Your safety and the safety of your passengers are our number one priority. We can't vouch for the safety or performance of non-Hyundai parts. They only have to be slightly off or incorrectly installed and the integrity of your vehicle will be compromised.

If the cost of servicing is a concern for you, committing to a pre-paid service contract from day one will cost you less in the long run. You can sign up for these to cover your servicing needs for every service interval, which is every 10,000 / 15,000 km* or yearly (whichever happens first). You can do this for as many years as you want, and they're available for any Hyundai, no matter how old.



*Servicing for petrol turbo models is every 10,000 km or 12 months (whichever occurs first)

Insurance

Our insurance offering is part of Hyundai's commitment to improving your ownership experience.

Hyundai Insurance offers several exclusive benefits not available with other motor vehicle policies. For example, if your Hyundai is still in factory warranty, was purchased from a Hyundai dealer in New Zealand and is damaged beyond repair, we'll replace it with a brand new one*.

There's no excess if your glass is broken (up to \$2,000 cost), and we'll cover (up to \$1,500 cost) for the trailer you were towing if that's damaged*.

You can be sure only guaranteed, genuine Hyundai parts will be used in repairs**, and that only approved repairers will be working on your vehicle.

We also offer a Hyundai Insurance specific 24 hour assistance number: 0800 123 266.

*See your Hyundai dealer for full terms and conditions.
**Applies to new vehicles for five years.

Hyundai Fleet

If you're looking for the right vehicles for your business, Hyundai has the perfect fleet solution for you.

Whatever your business size or requirements, you can get the job done by choosing from Hyundai Fleet's diverse range of models and trucks, all of which offer the latest in technology, efficiency, safety and style. And as a Fleet customer, you have the flexibility of a range of ownership and leasing options, as well as tax benefits and great value servicing.

So, from the city loving i20 to the cargo carrying iLoad, our fleet services can provide the right vehicles to help drive your business forward. For more information visit www.hyundai.co.nz/fleet



In the company of Kiwis

The Hyundai brand has grown rapidly into a global auto industry powerhouse. But first and foremost, Hyundai New Zealand is a New Zealand company.

Hyundai New Zealand is 100% kiwi owned and all our Hyundai dealers are 100% NZ operated. That's something we're pretty proud of.

This structure gives you the best of both worlds. The benefits of global resources and the huge investment in Research & Development that Hyundai makes, combined with our local commitment and understanding.

We're also very aware of what it means to be a New Zealand company. Our commitment to being a good Kiwi citizen starts with our treatment of customers and extends out into their communities.

We've actively supported the National Agricultural Fieldays for over a decade. We sponsor Hyundai Country Calendar, put money into NZ sailing, and are major sponsors of the Spirit of

Adventure Trust. We're also extremely proud of our New Zealand sponsorship of Kiwi rally driver, Hayden Paddon.



Our sponsorships allow us to offer customers the chance to join us as VIP guests at many of our events, including on board the Spirit of New Zealand and at Fieldays. Look out for these invites from time to time.

The Hyundai Experience will continue to grow and expand. We really want to give you the most rewarding experience you've ever had with a company.



Hyundai Country Calendar visits Doug Avery and his mates on his North Island farm for a yarn.

The Pinnacle Programme

The Pinnacle Programme is a unique scholarship, backed by Hyundai New Zealand, which provides talented young New Zealanders between the ages of 15 and 18 with the foundations for future success. The Programme is open to young kiwis with talent in all areas of endeavours, including, but not limited to, art, sport, science and business.

WWW.PINNACLEPROGRAMME.CO.NZ



Future New Zealand leaders as part of the Pinnacle Programme spend 21 days on New Zealand's iconic Outward Bound programme in Anakiwa, at the top of the South Island.



Hyundai Ambassador Team

Speaking of 0800 numbers, if you dial 0800 HYUNDAI (498 632), you'll be talking directly to one of our Hyundai Ambassador Team members in New Zealand. We operate a local call centre. Our team are trained to support you with any concerns, and they'll be able to help you out with anything you need them to.

We respond to every request, no matter how big or small, as quickly as we can. That's the New Zealand way of doing things, and it's our way too.

If it's an emergency you'll be put straight through to our Roadside Assistance team, who are trained to deal with any situation and will get someone out to you as quickly as possible if that is what is required.

JOIN US ON WWW.FACEBOOK.COM/HYUNDAINZ

Specifications

PALISADE	3.8L V6 GDI PETROL 2WD		2.2L DIESEL AWD	
	ELITE 8S	LIMITED 7S	ELITE 8S	LIMITED 7S
ENGINE:	3.8 litre V6 24 valve twin overhead cam with direct fuel injection engine with CVVT (Continuously Variable Valve Timing)		2.2 litre 16 valve twin overhead cam with common rail direct injection and variable geometry turbocharger	
Fuel system	Gasoline Direct Injection (GDI)		Common Rail Direct Injection (CRDi)	
Displacement (CC)	3,778		2,199	
Maximum power (kW/rpm)	217 kW / 6,000 rpm		147 kW / 3,800 rpm	
Maximum torque (Nm/rpm)	355 Nm / 5,200 rpm		440 Nm / 1,750-2,750 rpm	
TRANSMISSION:				
Transmission type	8-Speed Automatic			
Paddle shifters	•	•	•	•
CHASSIS:				
Drive system	Front Wheel Drive		All Wheel Drive with HTRAC	
Front suspension	MacPherson strut suspension with coil springs, gas-filled shock absorbers and anti-roll stabiliser bar			
Rear suspension	Multi-link suspension with coil springs, gas-filled shock absorbers and anti-roll stabiliser bar			
Drive mode system	Normal, Eco, Sport & Smart modes			
Terrain mode system	-	-	Snow, Mud, Sand modes	
WHEELS AND BRAKING SYSTEM:				
Wheels	20" Alloy			
Tyres	245 / 50 R20			
Full size alloy spare wheel & tyre	•	•	•	•
Tyre Pressure Monitoring System (TPMS)	•	•	•	•
Braking system	Power assisted braking system with ventilated front disc and solid rear disc brakes with ABS, EBD and BAS			
Electronic Parking Brake (EPB) with auto hold	•	•	•	•
STEERING:				
Type	Motor Driven Power Steering (MDPS)			
Steering column	Manual tilt & telescopic adjustment			
Minimum turning radius (m) - kerb to kerb	5.9			
Energy absorbing collapsible steering column	•	•	•	•
SAFETY FEATURES:				
ABS braking with Electronic Brake-Force Distribution (EBD)	•	•	•	•
Brake Assist System (BAS)	•	•	•	•
Electronic Stability Control (ESC)	•	•	•	•
Traction Control System (TCS)	•	•	•	•
Vehicle Stability Management (VSM)	•	•	•	•
Forward Collision Avoidance assist (FCA)	•	•	•	•
Lane Keeping Assist (LKA)	•	•	•	•
Blind-spot Collision Avoidance assist (BCA)	•	•	•	•
Blind-spot View Monitor system (BVM)	-	•	-	•
Rear Cross-traffic Collision Avoidance (RCCA)	•	•	•	•
High Beam Assist (HBA)	•	•	•	•
Smart Cruise Control (SCC) with stop & go	•	•	•	•
Driver Attention Warning (DAW)	•	•	•	•
Safety Exit Assist (SEA)	•	•	•	•
Rear Occupant Alert (ROA)	•	•	•	•
6 Airbags (Dual Front, Side, Curtain Airbag)	•	•	•	•
Front seatbelt pretensioners and load limiters	•	•	•	•
3-point tether child seat anchor points	•	•	•	•
3 x ISOFIX child seat anchor points	•	•	•	•
Height adjustable seatbelts (front)	•	•	•	•
3-point lap diagonal (ELR) seatbelts	•	•	•	•
Power child safety rear door locks	•	•	•	•
Electro Chromatic rear-view Mirror (ECM)	•	•	•	•
Automatic dusk sensing headlights	•	•	•	•
Rain sensing wiper system	•	•	•	•
Rear park assist system	•	•	•	•
Front park assist system	•	•	•	•
Reversing camera	•	•	•	•

Specifications

PALISADE	3.8L V6 GDI PETROL 2WD		2.2L DIESEL AWD	
	ELITE 8S	LIMITED 7S	ELITE 8S	LIMITED 7S
Surround View Monitor (SVM)	-	•	-	•
First aid kit	•	•	•	•
EXTERIOR FEATURES:				
Twin pane sunroof with blinds	-	•	-	•
Smart power tailgate	•	•	•	•
Electrically adjustable side mirrors	•	•	•	•
Electric folding side mirrors	•	•	•	•
Heated side mirrors	•	•	•	•
Bi-LED head lights (low & high beam)	•	•	•	•
LED front turn signal lights	•	•	•	•
LED Daytime Running Lights (DRL)	•	•	•	•
LED tail lights	•	•	•	•
Rear spoiler with high mounted LED stop light	•	•	•	•
Privacy glass	•	•	•	•
Solar glass	•	•	•	•
Laminated accoustic windscreen	•	•	•	•
Satin chrome exterior trim	•	•	•	•
Mud guards	•	•	•	•
Roof rails	•	•	•	•
INTERIOR FEATURES:				
8 seats (3 x 2nd & 3rd row seats)	•	-	•	-
7 seats (2 x captain style 2nd row seats & 3 x 3rd row seats)	-	•	-	•
Leather interior trim **	•	•	•	•
Nappa leather interior trim **	-	Nappa Leather model	-	Nappa Leather model
Leather steering wheel trim **	•	•	•	•
Premium cloth pillar & roof lining	•	•	•	•
Suede effect headlining & pillar finish	-	Nappa Leather model	-	Nappa Leather model
Driver seat 12-way electric adjustment	-	•	-	•
Driver seat 10-way electric adjustment	•	-	•	-
Passenger seat 8-way electric adjustment	•	•	•	•
Driver Integrated Memory Seat system (IMS)	-	•	-	•
Ventilated 1st & 2nd row seats	-	•	-	•
Heated 1st & 2nd row seats	•	•	•	•
Heated steering wheel	•	•	•	•
Automatic power windows for all windows	•	•	•	•
Wireless smart phone charging ***	•	•	•	•
Heads-Up Display (HUD)	•	•	•	•
LED interior lighting	-	•	-	•
Manual 2nd row blinds	-	•	-	•
2nd & 3rd row split folding function	•	•	•	•
SECURITY FEATURES:				
Proximity key with engine start / stop button	•	•	•	•
Keyless entry with anti-theft alarm	•	•	•	•
Engine immobiliser	•	•	•	•
Hyundai Active Locking Operation (HALO) including speed sensing auto door locking	•	•	•	•
COMFORT AND CONVENIENCE FEATURES:				
10.25" touch screen multimedia system with satellite navigation, radio, MP3 functionality	•	•	•	•
Apple CarPlay and Android Auto compatibility	•	•	•	•
Infinity 12-speaker premium audio system including subwoofer and external amplifier	•	•	•	•
Bluetooth voice recognition handsfree phone system	•	•	•	•
Steering wheel mounted audio and cruise controls	•	•	•	•
USB audio input	•	•	•	•

Specifications

PALISADE	3.8L V6 GDI PETROL 2WD		2.2L DIESEL AWD	
	ELITE 8S	LIMITED 7S	ELITE 8S	LIMITED 7S
Tri-zone climate control air-conditioning including 2nd row control centre	•	•	•	•
Bi-directional air conditioning vents for all 3 rows	•	•	•	•
Trip computer including distance to empty, average fuel consumption, digital speedometer and outside temperature display	•	•	•	•
7.0" colour TFT driver information display	•	•	•	•
Illuminated vanity mirror in driver and front passenger sunvisors	•	•	•	•
7 x USB inputs (3 x front, 2 x 2nd row and 2 x 3rd row)	•	•	•	•
Up to 16 x cup and bottle holders	•	•	•	•
WEIGHTS AND CAPACITIES:				
Fuel tank capacity (litres)	71	71	71	71
Boot capacity (VDA litres) - 2nd row down / 3rd row down	704 / 311	704 / 311	704 / 311	704 / 311
Kerb weight (kg)	1,889	1,948	2,001	2,057
Towing capacity - braked (kg)	2,200	2,200	2,200	2,200
Towing capacity - unbraked (kg)	750	750	750	750
EXTERIOR DIMENSIONS:				
Wheelbase (mm)	2,900	2,900	2,900	2,900
Overall length (mm)	4,980	4,980	4,980	4,980
Overall width (mm)	1,975	1,975	1,975	1,975
Overall height (mm)	1,750	1,750	1,750	1,750
Wheel track - front / rear (mm)	1,708 / 1,716	1,708 / 1,716	1,708 / 1,716	1,708 / 1,716
Overhang - front / rear (mm)	945 / 1,135	945 / 1,135	945 / 1,135	945 / 1,135
Minimum ground clearance (mm)	203	203	203	203
SUSTAINABILITY:				
Combined fuel economy (litres / 100km)*	10.7	10.7	7.3	7.3
CO2 emissions (g/km)	248	248	195	195
WARRANTIES:				
10 year / 200,000 km anti perforation corrosion body warranty	•	•	•	•
3 year / 100,000 km mechanical warranty	•	•	•	•
3 year / 100,000 km roadside assistance package	•	•	•	•
•: Standard -: Not Available				

Specifications, features, equipment and colours shown in this brochure are subject to change without notice or obligation. *Fuel consumption figures are based on ADR 81/02 tests and factory information. These figures are provided to assist you in comparing the fuel consumption of the Palisade range with other vehicles. The actual fuel consumption will depend on many factors, including your driving habits, the prevailing conditions and your vehicle's equipment, condition and use. **Finishes specified as leather contain a combination of genuine leather, polyurethane leather (leather substitute) and man-made materials. *** Compatible Smartphones only



Overall Length 2,900
Wheel Base 4,980



Wheel Tread 1,708
Overall Width 1,975



Wheel Tread 1,716
Overall Width 1,975


Type	2.2 CRDi Diesel Engine	3.8 GDi Petrol Engine
Engine type	In Line 4 - Cylinders	V type 6 - Cylinders
Displacement (cc)	2,199	3,778
Max. Power (kW / rpm)	147 / 3,800	217 / 6,000
Max. Torque (Nm / rpm)	440 / 1,750-2,750	355 / 5,200
Brakes		
Front	Ventilated disc	
Rear	Solid disc	
Suspension		
Front	McPherson Strut Type	
Rear	Multi-Link Type	
Tyre		
245/50 R20		
Dimensions		
Head Room (mm) 1st row (w/Sunroof) / 2nd row (w/Sunroof) / 3rd row	1,016 / 995 / 917	
Leg Room (mm) 1st row / 2nd row (5 Seats) / 3rd row	1,048 / 1,001 / 746	
Shoulder Room (mm) 1st row / 2nd row (w/Curtain) / 3rd row	1,500 / 1,480 / 1,344	

- Above values are based on internal testing results and are subject to change after final validation.
- Some of the equipment illustrated or described in this catalog may not be supplied as standard equipment and may be available at extra cost.
- Hyundai Motor Company reserves the right to change specifications and equipment without prior notice.
- The colour plates shown may vary slightly from the actual colours due to the limitations of the printing process.
- Please consult your dealer for full information and availability on colours and trims.

Interior Colours



Black Mono-tone Interior



Leather

Headliner : Knit


Garnish : Cross metal

Garnish : Cross hatch



Beige/Navy Colour Package Interior

Additional cost for Limited model



Nappa Leather

Headliner : Suede

Garnish : Beech Wood



Burgundy Colour Package Interior

Additional cost for Limited model




Nappa Leather

Headliner : Suede

Garnish : Cloth look

Exterior Colours



White cream (WC9_3-coat)

Sierra burgundy (W7B)



Steel graphite (P7V)

Rain forest (R2F)



Moonlight cloud (UB7)

Timeless black (RB5)

Call our Hyundai Ambassador Team on **0800 HYUNDAI (498 632)**
or email us at customerservice@hyundai.co.nz

 Join Hyundai NZ on Facebook www.facebook.com/hyundainz

 See our videos at www.youtube.com/hyundainz

 Follow us on Instagram @HyundaiNZ

www.hyundai.co.nz