



ISUZU  
**MU-X**

**GO YOUR OWN WAY**



# ***FREEDOM & ADVENTURE***



4x4 LS-T in Neptune Blue mica



## Your own adventure begins here.

The 7-seat Isuzu MU-X SUV is built for your next big adventure. With bold design, cutting-edge technology, a 5-star ANCAP safety rating and 3.5t towing<sup>+</sup> capacity, it delivers the ultimate in comfort and confidence. Whether you are tackling your daily commute or heading on your next off road adventure, the MU-X is the ultimate SUV for when you are ready to go your own way.

Everything Isuzu has learned in over a century of specialist engineering has led to this. Our most capable family SUV ever. GO YOUR OWN WAY.

**3.0L**  
TURBO-DIESEL

**140KW**  
POWER

**450NM**  
TORQUE

**3.5T**  
TOWING<sup>+</sup>

<sup>+</sup>3.5-tonne towing capacity on all 3-litre engine MU-X models and 3.0-tonne towing capacity on 1.9-litre engine models when fitted with an optional Genuine Isuzu MU-X tow bar kit and an Electronic Brake Controller.



## Packed with tech and safety features.

To keep you connected, every MU-X features a large, high-definition, customisable central touchscreen, with DAB+ digital radio, wireless Android Auto™ and wireless Apple CarPlay®, as well as voice recognition. LS-U, LS-T and X-TERRAIN models also feature an auto-dimming rear view mirror, and heated door mirrors. The in-built tyre pressure monitoring system (TPMS) and reversing camera with dynamic guidelines not only add convenience, but also help to keep you and your passengers safe and protected. LS-T and X-TERRAIN show the driver an advanced view of what is happening behind, but also around the vehicle thanks to a 360-degree surround view monitor\*. Constant improvements make this our safest MU-X yet.

Your safety is paramount and therefore, Isuzu's Intelligent Driver Assistance System (IDAS\*) technology includes an extensive list of both active and passive safety features as standard across the range. Employing state-of-the-art sensors and a stereo camera, IDAS constantly monitors your surrounding environment for danger. Each MU-X model includes eight airbags as standard and a stronger, more robust chassis, as well as a reinforced cabin safety cell for ultimate protection. With its maximum 5-star ANCAP safety rating, the MU-X puts your safety first – wherever your adventure takes you.



Apple CarPlay is a trademark of Apple Inc. Android Auto is a trademark of Google LLC. Not all devices will be compatible & functionality will vary depending on the device. Mobile Data & SMS rates may apply & are the responsibility of the user. Please check your local road rules before using these functions.

\*IDAS Features are designed to assist the driver, but should not be relied upon nor used as a substitute for safe driving practices. Feature operation may vary in different driving conditions. For more information and an explanation of features use and limitations refer to the Owner & Driver's Manual, visit [isuzuute.com.au](http://isuzuute.com.au) or talk to your local Isuzu UTE Dealer.

\*Driver Assist Features are designed to aid the driver and should not be relied upon nor used as a substitute for safe driving practices. Features may vary in different driving conditions, refer to the Owner's Manual for details and limitations.



# SMARTER & SAFER



4x4 MU-X X-TERRAIN interior with leather accented seats<sup>1</sup>

<sup>1</sup>Seats have leather touches or accents, but are not wholly leather.



# NO-NONSENSE & ALL-PURPOSE MU-X LS-M (25MY)



Model shown is 4x4 LS-M in Obsidian Grey mica

## Engine Types



## Drivetrains

4X2

4X4




## LS-M key features:

- Push Button Start
- Tilt & Telescopic Adjustable Steering Wheel
- Electric Power Steering
- Electric Park Brake with Auto Hold
- Carpet Flooring
- High Grade Cloth Seats
- 8" Touchscreen Audio with wireless Android Auto™ & wireless Apple CarPlay® Compatibility
- Digital Reversing Camera with Rear Parking Sensors
- 17" Alloy Wheels & 255 65 R17 All-Terrain Tyres

- Black & Dark Grey Grille with Matte Black Mirrors
- Bi-LED Headlights with Auto Levelling
- Manual Air Conditioning (with second & third row vents)
- Black Aluminium Side Steps
- Rough Terrain Mode (4x4 models only)

## Available colours





# SUBSTANCE & STYLE

## MU-X LS-U (25MY)



Model shown is 4x4 LS-U in Magnetic Red mica

### Engine Types



### Drivetrains

4X2

4X4



### LS-U key features:

- Smart Keyless Entry & Push Button Start
- Walk Away Door Lock
- Hands-free Power Tailgate
- Tilt & Telescopic Adjustable Steering Wheel
- Electric Power Steering
- Electric Park Brake with Auto Hold
- Auto-Dimming Rear View Mirror & Heated Door Mirrors
- High Grade Cloth Seats
- Carpet Flooring
- Power Lumbar Support Driver's Seat
- Tyre Pressure Monitoring System (TPMS)

Front & Rear Parking Sensors with Digital Reversing Camera

9" Touchscreen Audio with wireless Android Auto™, wireless Apple CarPlay® compatibility, built-in Satellite Navigation & MID Integration

18" Titanium Grey Silver Alloy Wheels & 265 60 R18 Highway-Terrain Tyres

Black & Titanium Grey Grille with Body-Coloured Mirrors


Bi-LED Headlights with Auto Levelling

Dual Zone Climate Control Air Conditioning (with second & third row vents)

Aluminium Side Steps

Rough Terrain Mode (4x4 models only)

### Available colours



\*1.9L engine only available on 4x4 model.



# BIGGER & BOLDER

## MU-X LS-T (25MY)



Model shown is 4x4 LS-T in Neptune Blue mica



### Drivetrains

4X2

4X4



### LS-T includes all LS-U features plus:

Remote Engine Start

Leather Accented Seats<sup>1</sup>

Electric Eight-Way Adjustable Driver's Seat with Power Lumbar Support

Electric Four-Way Adjustable Front Passenger Seat

Variable Heated Front Driver & Passenger Seats

20" Machined Two-Tone Alloy Wheels  
& 265 50 R20 Highway-Terrain Tyres

Ambient Interior Lighting

Centre Console Overhead Guidelight

360° Surround View Monitor<sup>2</sup>

Dark Headline Trim

### Available colours



Basalt Black mica



Magnetic Red mica



Mercury Silver metallic



Mineral White



Moonstone White pearl



Neptune Blue mica



Obsidian Grey mica



# STYLISH & CONFIDENT

## MU-X X-TERRAIN (25MY)



Model shown is 4x4 X-TERRAIN in Slate Grey metallic

### X-TERRAIN includes all LS-T features plus:

XT Badging in Grille Mesh, on Fender & Tailgate

Leather Accented Seats<sup>1</sup> with Red Stitching

Gloss Black Fender Flares & Fender Garnish

Hot Stamp Radiator Grille

20" Gloss Black Alloy Wheels

& 265 50 R20 Highway-Terrain Tyres

Red Ambient Interior Lighting with Footwell Lamp

360° Surround View Monitor<sup>2</sup>

Red-Themed 7" Multi-Information-Display



### Drivetrain

4X4



### Available colours



Basalt Black mica



Mercury Silver metallic



Moonstone White pearl



Slate Grey metallic

All features mentioned are a guide for quick comparison. Refer to the MU-X specification sheet for further details on available features. Apple CarPlay is a trademark of Apple Inc. Android Auto is a trademark of Google LLC. Not all devices will be compatible & functionality will vary depending on the device. Mobile Data & SMS rates may apply & are the responsibility of the user. Please check your local road rules before using these functions. <sup>1</sup>Seats have leather touches or accents, but are not wholly leather. <sup>2</sup>Driver Assist Features are designed to aid the driver and should not be relied upon nor used as a substitute for safe driving practices. Features may vary in different driving conditions, refer to the Owner's Manual for details and limitations.



# 25MY ISUZU MU-X SPECIFICATIONS

Engine	3.0L	1.9L
Series	Isuzu 4JJ3-TCX	RZ4E-TC
Description	3.0 litre turbo diesel, in-line 4-cylinder, DOHC, 16-valve with Diesel Particulate Diffuser (DPD)	1.9 litre turbo diesel, in-line 4-cylinder, DOHC, 16-valve with Diesel Particulate Diffuser (DPD)
Maximum torque	450Nm @ 1600→2600 rpm (automatic)	350Nm @ 1800→2600 rpm
Maximum power	140kW @ 3600 rpm	110kW @ 3600 rpm
Bore x stroke	95.4mm x 104.9mm	80mm x 94.4mm
Displacement	2999cc	1898cc
Compression ratio	16.3 : 1	15.9 : 1
Cylinder head	Isuzu-patent special aluminium alloy	Isuzu-patent special aluminium alloy
Valve gear	Chain-driven dual overhead camshafts, roller rockers, 4 valves/cylinder	Chain-driven dual overhead camshafts, roller rockers, 4 valves/cylinder
Induction	Electronic high pressure common rail direct fuel injection with VSS (Variable Swirl System) and intercooled electric control VGS (Variable Geometry System) turbocharger	Electronic high pressure common rail direct fuel injection with VSS (Variable Swirl System) and intercooled electric control VGS (Variable Geometry System) turbocharger
Cylinder block	Cast iron upper with induction-hardened cylinder bores, cast alloy lower	Cast iron upper with induction-hardened cylinder bores, cast alloy lower
Emission level	Euro 5	Euro 5
Alternator	120 amp with Intelligent Battery Sensor (IBS)	120 amp with Intelligent Battery Sensor (IBS)

## Transmissions

Automatic	Aisin AWR6B45 II 6-speed with sequential shift and brake shift lock electronically controlled, tri-mode with Adaptive Logic Control and fuel-saving lock-up torque converter on gears 3, 4, 5 and 6 ► Uphill/Downhill Transmission Control: holds gear in varied-gradient ascents, selects gear on steep descents to hold speed with engine braking	
Ratios: 1	6-speed Automatic	
	1st	3.600
	2nd	2.090
	3rd	1.488
	4th	1.000
	5th	0.687
	6th	0.580
	Reverse	3.732
Final drive	4x2 / 4x4 3.0L 4JJ3-TCX 4x2 / 4x4 1.9L RZ4E-TC	3.727 4.100
	Snorkelled diff breathers to increase fording depth and reduce mud blockage	
Transfer gearing	4x4 low-range 4x4 high-range	2.482 1.000
4x4 system	"Rough Terrain Mode" and "Terrain Command" control with 'shift on the fly' 2-high↔4-high selection at up to 100km/h, 4-low with rear differential lock	
Drivetrain system	TCS (Traction Control System) on all model variants	

## Steering

Electric power steering with speed-sensing steering feel (light at low speed, heavy at high speed); tilt and telescopic adjustable steering wheel

Speed-sensitive variable capacity Electric power system; 3.84 turns lock-to-lock via tilt-adjustable steering wheel

## Chassis

**Frame**  
Ladder frame chassis constructed with high-tensile steel with 9 crossmembers

**Front suspension**  
Independent, high-ride, coil springs, gas shock absorbers, upper and lower wishbones, stabiliser bar

**Rear suspension**  
Multi-link coil suspension, gas shock absorbers, stabiliser bar

## Axles

**Front**  
Independent 4x4: fully floating with outer CV, inner double offset joints and equal length driveshafts. Rating: 1450kg

**Rear**  
Rigid semi-floating banjo with hypoid final drive and dual tapered needle roller bearings. Rating: 1650kg

## Brakes

Anti-lock Brake System (ABS) with Electronic Brakeforce Distribution (EBD), Electronic Stability Control (ESC), Emergency Brake Assist (EBA), Traction Control System (TCS), Roll Over Mitigation, Hill Start Assist (HSA), Hill Descent Control (HDC) and Trailer Sway Control (TSC)

All models: 320mm dia. ventilated front discs with 2-piston calipers, 318mm dia. ventilated rear discs with 2-piston calipers

Power-assisted via 10" servo unit; central electrical switch park brake

## Wheels and Tyres

4x4 and 4x2 LS-M	17" x 7" alloy; 255 / 65 R17 All-Terrain
4x4 and 4x2 LS-U	18" x 7.5" alloy; 265 / 60 R18 Highway-Terrain
4x4 and 4x2 LS-T	20" x 7.5" alloy; 265 / 50 R20 Highway-Terrain
4x4 X-TERRAIN	20" x 7.5" alloy; 265 / 50 R20 Highway-Terrain
Spare	LS-M & LS-U models: full size steel spare wheel LS-T & X-TERRAIN models: full size alloy spare wheel

## Service Plus

Warranty	For the ultimate peace of mind, every Isuzu MU-X comes standard with a comprehensive, bumper-to-bumper 6 years/150,000km warranty*.
Roadside Assistance	Enjoy up to 7 years Roadside Assistance* when you complete your scheduled services at a Participating Isuzu UTE Dealer.
Flat Price Servicing	As an owner you will get access to our Flat Price Servicing* Program. The FPS Program covers the first 5 Scheduled Services in line with the Scheduled Service Intervals.

\*The Flat Price Servicing Program ("FPS Program") applies to FPS Eligible Vehicles (excludes Rental & Government Customers) at Participating Isuzu UTE Dealers only. For 24MY and later vehicle models, the Flat Price Servicing covers the first 5 Scheduled Services up to 5 years/75,000km (whichever occurs first). FPS Program is subject to change. For full terms & conditions, current pricing & model eligibility visit [isuzuute.com.au/flat-price-service-disclaimer](http://isuzuute.com.au/flat-price-service-disclaimer). \*6 years/150,000km (whichever occurs first), for Isuzu UTE Vehicles with a Warranty Start Date on or after 1/1/19. Excludes trays & accessories. \*The Roadside Assistance Program ("RSA Program") provides Coverage to RSA Eligible Vehicles (Private, ABN and Business Fleet Customers only) with a Warranty Start Date on or after 1/9/20 for a maximum of 7 years (unlimited kilometres). Initial 13 months Coverage provided from the Warranty Start Date. The Coverage will be reset for another 13 months from each date that a Participating Isuzu UTE Dealer conducts a Scheduled Service on the vehicle. For full terms & conditions visit [isuzuute.com.au/roadside-assistance-disclaimer](http://isuzuute.com.au/roadside-assistance-disclaimer)



## Safety

IDAS	Every MU-X comes with Isuzu's Intelligent Driver Assistance System (IDAS#) built-in to protect and enhance the driving experience. IDAS includes smart technologies as well as other passive and active safety features.
------	--

\*IDAS features are designed to assist the driver, but should not be relied upon nor used as a substitute for safe driving practices. Feature operation may vary in different driving conditions. For full explanation of limitations, see Owner's & Driver's Manual.



ANCAP RATING	The entire MU-X range has achieved a maximum 5-star ANCAP safety rating in 2022.
--------------	--





# SPECIFICATIONS

## Engine

1898cc DOHC 4cyl. with intercooled turbocharger (350Nm, 110kW)	●			●	●		
2999cc DOHC 4cyl. with intercooled turbocharger (450Nm, 140kW)	●	●	●	●	●	●	●

## Transmissions

6-speed "Rev-Tronic" automatic transmission with sequential sport mode	●	●	●	●	●	●	●
--	---	---	---	---	---	---	---

## Safety and Security

4-channel 4-sensor Anti-lock Brake System (ABS) with Electronic Brakeforce Distribution (EBD)	●	●	●	●	●	●	●
Electronic Stability Control (ESC)	●	●	●	●	●	●	●
Traction Control System (TCS)	●	●	●	●	●	●	●
Emergency Brake Assist (EBA)	●	●	●	●	●	●	●
Hill Start Assist (HSA)	●	●	●	●	●	●	●
Hill Descent Control (HDC)	●	●	●	●	●	●	●
Roll-Over Mitigation (ROM)	●	●	●	●	●	●	●
Autonomous Emergency Braking (AEB)	●	●	●	●	●	●	●
Turn Assist with AEB	●	●	●	●	●	●	●
Post-Collision Braking (PCB)	●	●	●	●	●	●	●
Forward Collision Warning (FCW)	●	●	●	●	●	●	●
Misacceleration Mitigation	●	●	●	●	●	●	●
Intelligent Adaptive Cruise Control (IACC) with Stop & Go Functionality	●	●	●	●	●	●	●
Traffic Jam Drive Assist	●	●	●	●	●	●	●
Traffic Sign Recognition (TSR)	●	●	●	●	●	●	●
Intelligent Speed Limiter	●	●	●	●	●	●	●
Manual Speed Limiter	●	●	●	●	●	●	●
Lane Departure Warning (LDW)	●	●	●	●	●	●	●
Lane Departure Prevention (LDP)	●	●	●	●	●	●	●
Lane Keep Assist (LKA)	●	●	●	●	●	●	●
Emergency Lane Keeping (ELK)	●	●	●	●	●	●	●
Lane Support System (LSS) Switch (disables LDW, LDP, LKA, ELK)	●	●	●	●	●	●	●
Driver Attention Assist	●	●	●	●	●	●	●
Blind Spot Monitoring (BSM)	●	●	●	●	●	●	●
Rear Cross Traffic Alert (RCTA)	●	●	●	●	●	●	●
Rear Cross Traffic Braking (RCTB)	●	●	●	●	●	●	●
BSM/RCTA/RCTB Auto Switch Off (disables BSM/RCTA/RCTB when the genuine tow harness is connected)	●	●	●	●	●	●	●
Digital reversing camera with dynamic guidelines	●	●	●	●	●	●	●
360° Surround View Monitor*			●			●	●
Front Park Assist Sensors		●	●		●	●	●
Rear Park Assist Sensors	●	●	●	●	●	●	●
8 Airbags: dual front, curtain, side, driver's knee and far side airbags	●	●	●	●	●	●	●
Passenger side SRS airbag on/off switch	●	●	●	●	●	●	●
Height-adjustable upper mounts for front seat belts	●	●	●	●	●	●	●
Pre-tensioners with load limiters for front seat belts	●	●	●	●	●	●	●
Pre-tensioners with load limiters for outer second row seat belts	●	●	●	●	●	●	●
3-point retractable seat belts for third row and centre seating positions	●	●	●	●	●	●	●
Intelligent seatbelt reminder (all seats)	●	●	●	●	●	●	●
Three childseat top tethers for second row	●	●	●	●	●	●	●
Two ISO FIX compatible anchor points for second row	●	●	●	●	●	●	●
Height-adjustable head restraints for all seats	●	●	●	●	●	●	●
Child-proof rear door locks	●	●	●	●	●	●	●
Anti-theft alarm	●	●	●	●	●	●	●
Side anti-intrusion bars inside all doors	●	●	●	●	●	●	●
Engine immobilizer	●	●	●	●	●	●	●
Rear window demister with timer and intermittent wiper	●	●	●	●	●	●	●
High Density Polyethylene (HDPE) fuel tank	●	●	●	●	●	●	●
High mount brake light on tailgate	●	●	●	●	●	●	●
Dual horn	●	●	●	●	●	●	●

## Protection

Under-front steel skid plate	●	●	●	●	●	●	●
Steel plate guards: sump, transfer case, fuel tank leading edge; reinforced resin under fuel tank	●			●	●	●	●

## Suspension and Brakes

Electric Park Brake with Auto Hold feature	●	●	●	●	●	●	●
Single 10 inch servo brake master cylinder	●	●	●	●	●	●	●
Rear 5-link coil suspension with stabiliser bar	●	●	●	●	●	●	●
Front independent, coil spring suspension w/gas shock absorbers, upper and lower wishbones and stabiliser bar	●	●	●	●	●	●	●
Heavy-duty brakes: 320mm ventilated front discs w/twin-pot calipers, 318mm ventilated rear discs with single-pot calipers	●	●	●	●	●	●	●

\*Driver Assist Features are designed to aid the driver and should not be relied upon nor used as a substitute for safe driving practices. Features may vary in different driving conditions, refer to the Owner's Manual for details and limitations.



## SPECIFICATIONS

## Seating

High grade cloth seats	●	●		●	●		
Leather accented seats			●			●	
Leather accented seats with red stitching							●
Front bucket whiplash protection seats	●	●	●	●	●	●	●
6-way adjustable driver seat	●	●		●	●		
8-way electric adjustable driver seat			●			●	●
Electric adjustable lumbar support (driver seat only)		●	●		●		●
4-way electric adjustable front passenger seat			●		●		●
60:40 reclining split-fold second row seats with fold away centre arm rest	●	●	●	●	●	●	●
50:50 reclining split-fold third row seats	●	●	●	●	●	●	●
Variable heated front driver and passenger seats			●			●	●

### In-cabin Storage

Lower glovebox compartment	●	●	●	●	●	●	●
Power outlet in lower instrument panel	●	●	●	●	●	●	●
Centre floor console	●	●	●	●	●	●	●
Dual-purpose driver and front passenger cup holder tray	●	●	●	●	●	●	●
Rear passenger door cup holders	●	●	●	●	●	●	●
Second row fold out cup holder/storage tray	●	●	●	●	●	●	●
Third row outer armrests with integrated cup holders	●	●	●	●	●	●	●
Pockets on backs of front seats	●	●	●	●	●	●	●
Overhead console with twin map lights and flip-down sunglasses case	●	●	●	●	●	●	●
Front door storage compartment with bottle bulge	●	●	●	●	●	●	●
Two coat hooks	●	●	●	●	●	●	●
Flip up convenience hook behind passenger front seat	●	●	●	●	●	●	●
Storage space under rear cargo flooring	●	●	●	●	●	●	●
Tool storage space inside rear cargo wall (driver side)	●	●	●	●	●	●	●

### Exterior Style

Feature	SE	SE	SE	SE	SE	SE	SE
Short front overhang for optimal manoeuvrability and approach angle	•	•	•	•	•	•	•
Bi-LED headlights with auto-levelling function	•	•	•	•	•	•	•
Automatic headlights	•	•	•	•	•	•	•
Automatic high beam	•	•	•	•	•	•	•
Headlight welcome light	•	•	•	•	•	•	•
Coming home light	•	•	•	•	•	•	•
LED Daytime Running Lights (DRLs)	•	•	•	•	•	•	•
LED fog lights		•	•		•	•	•
Black & dark grey metallic radiator grille	•			•			
Black & titanium carbide radiator grille		•	•		•	•	
Hot Stamp Radiator Grille with XT badge							•
XT badging on fender and tailgate							•
Gloss black fender garnish			•			•	
Colour-coded front bumper	•	•	•	•	•	•	•
Black aluminium side steps	•			•			
Magnetite aluminium side steps		•			•		
Gloss black aluminium side steps			•			•	•
Lower body side skirt - body colour							•
Black door handles	•			•			
Colour-coded door handles		•	•		•	•	•
Manual tailgate with integrated rear spoiler	•			•			
Hands-free power tailgate with integrated rear spoiler		•	•		•	•	•
Gloss black power fold-in door mirrors with integrated turn indicators			•			•	•
Colour-coded power fold-in door mirrors with integrated turn indicators		•			•		•
Black power door mirrors	•			•			
Rear privacy glass		•	•		•	•	•
Heated door mirrors		•	•		•	•	•
Centre front roof-mounted bee-sting aerial	•	•	•	•	•	•	•
Roof rails (maximum load capacity 100kg)		•	•		•	•	•
LED rear combination lamps	•	•	•	•	•	•	•



## SPECIFICATIONS

### Cabin Amenities

Dual zone climate control air-conditioning with integrated heater/demister							
Manual air-conditioning with integrated heater/demister							
Second and third row air-conditioning vents with controls							
Pollen and fine particle air filter							
Power windows with one-touch up/down driver's window with safety stop							
Comfort turn signal							
Central locking with keyless entry							
Smart keyless entry							
Walk away door lock							
Welcome home light							
Push button start							
Remote engine start							
Ambient door lighting							
Red ambient door lighting with footwell lamp							
Centre console overhead guidelight							
Black roof lining							
Power-adjustable door mirrors with turn indicator lights							
Power-adjustable door mirrors							
4 speaker sound system							
8 speaker sound system							
9 inch touchscreen display with wireless Apple CarPlay® and wireless Android Auto® with MID Integration							
8 inch touchscreen display with wireless Apple CarPlay® and wireless Android Auto®							
Built-in satellite navigation with MID turn-by-turn directions							
Two USB type C ports in central instrument panel							
USB type C port in Touchscreen							
Two USB type C ports in rear floor console							
USB type A port in Stereo Camera Housing							
Tilt and telescopic adjustable steering wheel with electric power steering							
Urethane steering wheel with cruise, audio and voice recognition controls							
Leather steering wheel with cruise, audio and voice recognition controls							
4.2 inch Smart MID with digital speedometer, safety information, fuel economy and range, odometer, trip information and service reminder							
7 inch Smart MID with digital speedometer, safety information, fuel economy and range, odometer, trip information and service reminder							
Tyre Pressure Monitoring System							
Electro-luminescent gauges							
"Terrain Command" 4x4 select dial							
Rear Differential Lock button							
Rough Terrain Mode button							
Automatic Windshield Wipers							
Intuitive Flat Wiper Blade							
Manual day/night interior rear view mirror							
Auto-dimming rear view mirror							
Sun visors with vanity mirrors (driver and passenger) and ticket retaining strap (driver)							
Sun visors with vanity mirror (passenger) and ticket retaining strap (driver)							
Fixed A-pillar assist-grips for driver and front passenger							
Fixed B-pillar assist-grips for rear passengers							
Folding assist-grips for driver and front passenger							
Folding assist-grips for rear passengers							
Carpet flooring							
12 volt power outlets in lower instrument panel and rear cargo area							



# FUEL, WEIGHTS AND DIMENSIONS

## MU-X ADR 81/02<sup>A</sup> Fuel Consumption Values

Transmission (AT = Automatic)
<b>FUEL CONSUMPTION (litres/100km)</b>
Combined
Urban
Extra Urban
<b>CO<sup>2</sup> (g/km)</b>
Combined
Urban
Extra Urban

4x2					4x4					
LS-M		LS-U		LS-T	LS-M		LS-U		LS-T	X-TERRAIN
1.9L	3.0L				1.9L	3.0L	1.9L	3.0L		
AT	AT	AT	AT	AT	AT	AT	AT	AT	AT	AT
7.4	7.8	7.8	7.8	7.8	7.4	8.3	7.4	8.3	8.3	8.3
9.0	9.6	9.6	9.6	9.6	9.0	10.3	9.0	10.3	10.3	10.3
6.7	6.8	6.8	6.8	6.8	6.7	7.2	6.7	7.2	7.2	7.2
196	206	206	206	206	196	220	196	220	220	220
237	253	253	253	253	237	271	237	271	271	271
177	179	179	179	179	177	190	177	190	190	190

## Dimensions (mm unless stated otherwise)

Wheelbase
Overall length
Overall width (excluding door mirrors)
Overall height
Front overhang
Rear overhang
Wheel track width
Ground clearance
Turning circle diameter between kerbs (metres)
Approach angle
Departure angle
Ramp-over angle
Wading depth <sup>‡</sup>

2855	2855	2855		2855	2855	2855	2855		
4860	4860	4860		4860	4860	4860	4860		
1870	1870	1870		1870	1870	1870	1870		
1815	1825	1825		1815	1825	1825	1825		
905	905	905		905	905	905	905		
1100	1100	1100		1100	1100	1100	1100		
1570	1570	1570		1570	1570	1570	1570		
230	235	235		230	235	235	235		
11.6	11.6	11.6		11.6	11.6	11.6	11.6		
23.4°	28.6°	29.2°	29.2°	23.4°	28.6°	24.0°	29.2°	29.2°	29.2°
27.6°	27.6°	26.9°	26.4°	27.6°	27.6°	26.9°	26.9°	26.4°	26.4°
19.1°	22.6°	23.1°	23.1°	19.1°	22.6°	19.6°	23.1°	23.1°	23.1°
800	800	800		800	800	800	800	800	800

## Interior

Leg room - front (mm)
Leg room - 2nd row (mm)
Leg room - 3rd row (mm)
Shoulder room - front (mm)
Head room - front (mm)
Rear cargo space - 2nd & 3rd row flat (litres)
Rear cargo space - 3rd row flat (litres)
Rear cargo space - 3rd row up (litres)

1075	1075	1075	1075	1075	1075	1075	1075	1075	1075
915	915	915	915	915	915	915	915	915	915
850	850	850	850	850	850	850	850	850	850
1460	1460	1460	1460	1460	1460	1460	1460	1460	1460
1020	1020	1020	1020	1020	1020	1020	1020	1020	1020
2138	2138	2138	2138	2138	2138	2138	2138	2138	2138
1119	1119	1119	1119	1119	1119	1119	1119	1119	1119
311	311	311	311	311	311	311	311	311	311

## Mass (kg)

Gross Vehicle Mass (GVM)
Kerb weight <sup>‡</sup>
Payload~
Gross Combination Mass (GCM)
Maximum towing mass (braked trailer)
Maximum towing mass (non-braked trailer)
Maximum tow ball download (when fitted with genuine Isuzu UTE tow kit)
Fuel tank capacity (litres)

2700	2700	2700	2700	2700	2800	2800	2800	2800	2800	2800
1970	2050	2070	2095	2095	2065	2140	2080	2160	2190	2195
730	650	630	605	605	735	660	720	640	610	605
5500	5900	5900	5900	5900	5500	5900	5500	5900	5900	5900
3000	3500	3500	3500	3500	3000	3500	3000	3500	3500	3500
750	750	750	750	750	750	750	750	750	750	750
300	350	350	350	350	300	350	300	350	350	350
80	80	80	80	80	80	80	80	80	80	80

<sup>A</sup>Fuel consumption & emissions figures based on ADR 81/02 and are to be used for vehicle comparison purposes only. Actual fuel consumption & emissions will vary depending on many factors including, but not limited to, traffic conditions, individual driving style & vehicle condition.  
<sup>‡</sup>Up to 800mm of wading depth on all MU-X models when travelling at a consistent speed of 7km/h. Water ingress may occur if speed is not maintained or if the vehicle is static in water above 350mm.  
<sup>~</sup>Kerb weight - unladen mass of vehicle & full tank of fuel. Fuel weight ratio is based on Fuel Standard (Automotive Diesel) Determination 2001. <sup>~</sup>Payload equals GVM minus kerb weight.



# BODY STYLES AND DIMENSIONS (25MY)



**Isuzu MU-X LS-M 4x2 and 4x4**



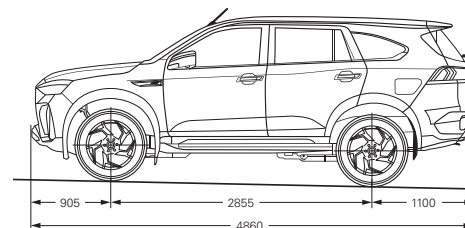
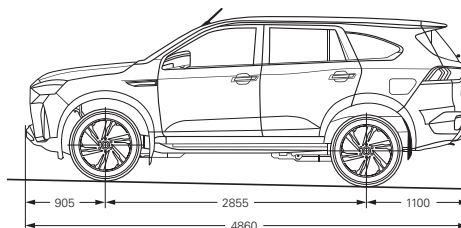
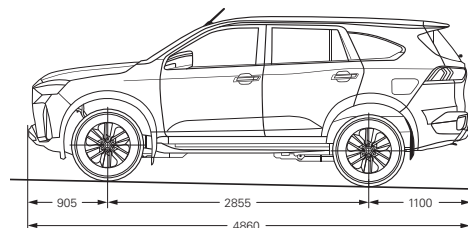
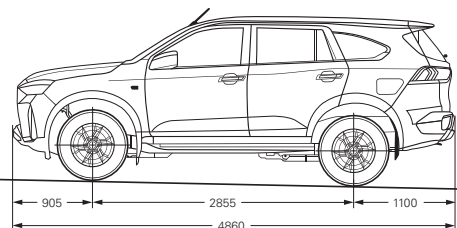
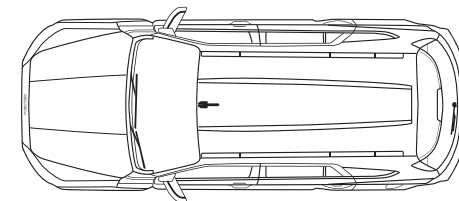
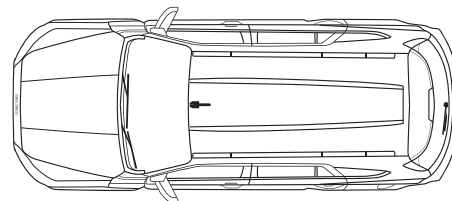
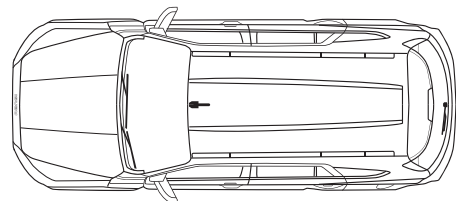
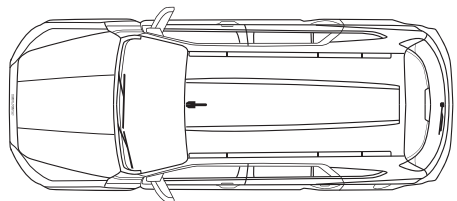
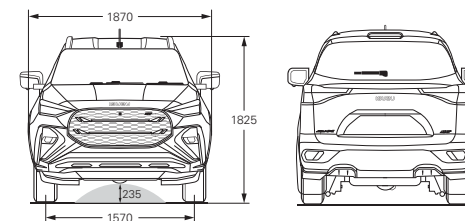
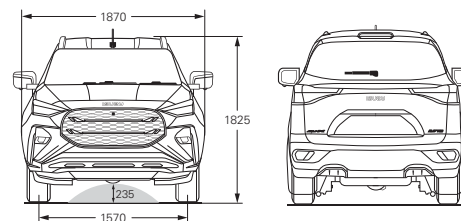
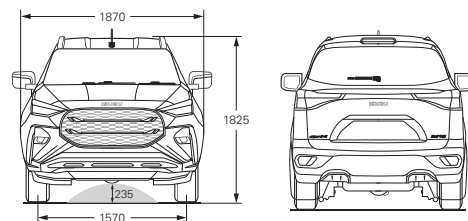
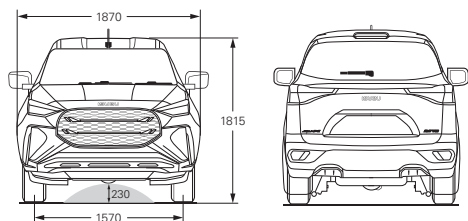
**Isuzu MU-X LS-U 4x2 and 4x4**



**Isuzu MU-X LS-T 4x2 and 4x4**




**Isuzu MU-X X-TERRAIN 4x4**





Scan here to visit  
our website for  
more information



## Go your own way for longer with Isuzu UTE Service Plus, I-Venture Club, Isuzu UTE Genuine Accessories and Isuzu UTE Approved Accessories.

### SERVICE PLUS

With every new Isuzu MU-X you'll get:

Up to five years Flat Price Servicing, ensuring you know your service costs up-front with a flat price per service fixed for the first five scheduled services. Plus, a six year or 150,000km warranty, and up to seven years roadside assistance.

Enjoy peace of mind and go your own way with confidence thanks to Isuzu UTE Service Plus.

### I-VENTURE CLUB

You won't want to miss the opportunity to properly test your MU-X's potential - and take your skills to the next level. Whether it is during one of our information-packed towing training sessions or on a day out in some of Australia's most epic off-roading locations, I-Venture Club offers the perfect opportunity to build your skillset and get the most from your MU-X.

Head to [www.iventureclub.com.au](http://www.iventureclub.com.au) for a taste of what's to come.

### GENUINE ACCESSORIES

Isuzu UTE Genuine Accessories<sup>1</sup> are the key to taking on more challenging terrain in true 'Go your own way' style. Isuzu UTE's extensive range of accessories allows you to enhance and personalise your ride with precision engineered parts of the highest quality, with correct fit guaranteed every time. Each genuine accessory comes with a comprehensive warranty, providing ultimate peace of mind. See the full range of accessories in the MU-X Accessories brochure or at [isuzuute.com.au](http://isuzuute.com.au).

### APPROVED ACCESSORIES

Isuzu UTE Approved Accessories<sup>2</sup> are third-party branded accessories that have been thoroughly tested and vetted to ensure they meet Isuzu's highest standards. Constructed for local conditions by a variety of Australian manufacturers they provide another way to enhance and personalise your MU-X with the confidence of Isuzu UTE Australia's seal of approval. Isuzu UTE Approved Accessories can be trusted to maintain the integrity of your MU-X - while also offering a distinctly individual touch. See the full range of accessories in the MU-X Accessories brochure or at [isuzuute.com.au](http://isuzuute.com.au).



I-VENTURE CLUB



<sup>1</sup>The Flat Price Servicing Program ("FPS Program") applies to FPS Eligible Vehicles (excludes Rental & Government Customers) at Participating Isuzu UTE Dealers only. For 24MY and later vehicle models, the Flat Price Servicing covers the first 5 Scheduled Services up to 5 years/75,000km (whichever occurs first). FPS Program is subject to change. For full terms & conditions, current pricing & model eligibility visit [isuzuute.com.au/flat-price-service-disclaimer](http://isuzuute.com.au/flat-price-service-disclaimer). <sup>2</sup>6 years/150,000km (whichever occurs first), for Isuzu UTE Vehicles with a Warranty Start Date on or after 1/1/19. Excludes trays & accessories. <sup>3</sup>The Roadside Assistance Program ("RSA Program") provides Coverage to RSA Eligible Vehicles (Private, ABN and Business Fleet Customers only) with a Warranty Start Date on or after 1/9/20 for a maximum of 7 years (unlimited kilometres). Initial 13 months Coverage provided from the Warranty Start Date. The Coverage will be reset for another 13 months from each date that a Participating Isuzu UTE Dealer conducts a Scheduled Service on the vehicle. For full terms & conditions visit [isuzuute.com.au/roadside-assistance-disclaimer](http://isuzuute.com.au/roadside-assistance-disclaimer).

<sup>1</sup>Warranty for Isuzu UTE Genuine Accessories fitted by an authorised Isuzu UTE Dealer at the point of sale of a new Isuzu UTE vehicle are covered for three (3) years or 100,000 kilometres, whichever occurs first; Isuzu UTE Genuine Accessories fitted by an authorised Isuzu UTE Dealer after the delivery of a new Isuzu UTE vehicle are covered for one (1) year or 40,000 kilometres from the date of accessory purchase, whichever occurs first; Isuzu UTE Genuine Accessories not fitted by an authorised Isuzu UTE Dealer are warranted from the date of purchase for one (1) year or 20,000 kilometres, whichever occurs first.

<sup>2</sup>Isuzu UTE Approved Accessories are not manufactured or warranted by Isuzu UTE Australia Pty Ltd. The warranty is provided by the manufacturer of the accessory. For more information refer to the Isuzu MU-X Accessories brochure.

<sup>3</sup>Driver Assist Features are designed to aid the driver and should not be relied upon nor used as a substitute for safe driving practices. Features may vary in different driving conditions, refer to the Owner's Manual for details and limitations.

**ISUZU**  
**UTE**

GO YOUR OWN WAY

[www.isuzuute.com.au](http://www.isuzuute.com.au) Toll Free: 1300 147 898

Isuzu UTE Australia Pty Ltd (ABN 80 129 563 739, 1000 Wynnum Road, Cannon Hill, Queensland, 4170, Australia) reserves the right to change specifications & content without notice, subject to any applicable Federal, State or Territory laws or regulations which may apply. Any accessories shown herein are illustrative & generally are optional at extra cost, not standard equipment. Colours depicted herein may differ from actual due to the printing process. Please refer to [isuzuute.com.au](http://isuzuute.com.au) or consult your authorised Isuzu UTE Dealer for current availability of models, options, specifications, colours & Isuzu UTE Genuine Accessories. No part of this brochure can be reproduced without written permission from Isuzu UTE Australia.

All information is true & correct at the time of publishing, March 2025. Printed in Australia. © Copyright Isuzu UTE Australia Pty Ltd 2025.  
Part No.: M090050030 - 25MY MU-X SALES BROCHURE