

D90

SUV



SPECIFICATIONS SHEET

LDV is a division of SAIC Motor, which is a Fortune Global 500 company and the 68th largest company in the world¹. SAIC Motor sells over 5 million vehicles annually and has joint ventures with Volkswagen and General Motors. In 2009 SAIC Motor acquired the commercial vehicles division of British Motor Corporation which included LDV.

1. 2022 Fortune Global 500.



**BRING
IT ON.**

LDV D90 SUV – TECHNICAL SPECIFICATIONS

LDV D90 SUVs

2WD	PETROL		DIESEL
	EXECUTIVE		EXECUTIVE
	2WD	4WD	4WD

Engine

Type	2.0L Turbocharged		
Maximum Power (kW/rpm)	160/5300		158
Maximum Torque (Nm/rpm)	350/2500-3500		480
Displacement (cc)	1995		1996
Compression Ratio	10:1		15:9:1
No. of Valves	16		16
No. of Cylinders	4		4
Bore x stroke (mm)	88 x 82		83 x 92
Drivetrain	RWD	RWD	4WD with Terrain Selection

Gearbox

	6-speed Auto			8-speed Auto
1st	4.065	4.065	4.065	5.0
2nd	2.371	2.371	2.371	3.2
3rd	1.551	1.551	1.551	2.143
4th	1.157	1.157	1.157	1.720
5th	0.853	0.853	0.853	1.314
6th	0.674	0.674	0.674	1.0
7th	–	–	–	0.822
8th	–	–	–	0.64
Reverse	3.2	3.2	3.2	3.456
Low Range	–	–	2.48:1	2.48:1

2WD	PETROL		DIESEL
	EXECUTIVE		EXECUTIVE
	2WD	4WD	4WD

Steering and Suspension

Steering column – Height adjustable	✓	–	–	–
Steering column – Height and Reach adjustable	–	✓	✓	✓
Selectable Driving Modes – Normal, Sport and Eco	✓	✓	✓	✓
Selectable Driving Modes – Rock, Mud, Sand and Snow	–	–	✓	✓
Front Suspension – Double-wishbone	✓	✓	✓	✓
Rear Suspension – Five Link Coil Spring	✓	✓	✓	✓
Wheel Dimensions	Light Alloy 7.5Jx18	Light Alloy 7.5Jx19		
Tyre Dimensions	255/60R18	255/55R19		
Spare Wheel and Tyre	Steel 7Jx17 245/65R17			

Fuel and Emissions

Fuel Tank (Litres)	75			
Combined Fuel Consumption (L/100km) ²	10.2	10.2	10.9	9.1
Emissions standard	Euro 5			
CO ₂ Emissions g/km	238	238	255	238

LDV D90 SUVs

2WD	PETROL		DIESEL
	EXECUTIVE		EXECUTIVE
	2WD	4WD	4WD

Dimensions, Capacities and Weights

Overall Length (mm)	5005	5005	5005	5005
Overall Height (mm)	1875	1875	1875	1875
Overall Width (mm)	1932	1932	1932	1932
Wheelbase (mm)	2950	2950	2950	2950
Ground clearance (unladen) (mm)	210	210	210	210
Front track/Rear track (mm)	1600/1620			
Front Overhang (mm)	935	935	935	935
Rear Overhang (mm)	1120	1120	1120	1120
Turning Circle (kerb to kerb) (metres)	12	12	12	12
Approach angle (unladen, degrees)	28	28	28	28
Departure angle (unladen, degrees)	25	25	25	25
Wading depth (mm)	550	550	550	550
Ramp breakover angle (degrees)	20	20	20	20
Front headroom (mm)	1022	1015	1015	1015
Front legroom (mm)	1053	1053	1053	1053
Front shoulder room (mm)	1523	1523	1523	1523
2nd row headroom (mm)	1002	1002	1002	1002
2nd row legroom (mm)	1003	1003	1003	1003
2nd row shoulder room (mm)	1532	1532	1532	1532
3rd row seat, shoulder room (mm)	1423	1423	1423	1423
3rd row seat, leg room (mm)	767	767	767	767
3rd row seat, head room (mm)	955	955	955	955
Seats, number	7	7	7	7
Cargo area length (mm) – 3rd row, 3rd row seats folded, 2nd & 3rd row seats folded	412/1140/1800			
Cargo area height (mm)	833	833	833	833
Cargo area width between wheel arches (mm)	1248	1248	1248	1248
Rear hatch opening height (mm)	1889	1889	1889	1889
Rear hatch opening width (mm)	1268	1268	1268	1268





2WD	PETROL		DIESEL
	EXECUTIVE		EXECUTIVE
	2WD	4WD	4WD

Gross Combined Vehicle Mass (kg)	4800	4900	4960	6200
GVM (kg)	2960	2960	2960	3100
Payload (kg) ³	670	690	630	730
Tare Weight (kg)	2085	2085	2285	2370
Axle Load Capacity – Rear (kg)	1730	1730	1730	1690
Axle (front)	1230	1230	1230	1410
Towing Capacity – Braked (kg)	2000	2000	2000	3100
Max tow ball down weight (kg)	200	200	200	310
Towing Capacity – Unbraked (kg)	750	750	750	750

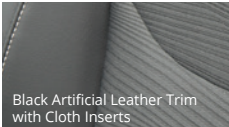

Load Space Volume (litres)

2nd and 3rd row seats up	343	343	343	343
3rd row seats folded, second row up	1350	1350	1350	1350
2nd and 3rd row seats folded	2382	2382	2382	2382

Exterior Colours

			
Blanc White	Ocean Blue	Metal Ash	Metal Black

Interior Colours

	
Black Artificial Leather Trim with Cloth Inserts	Black Leather Trim³ (Executive)

LDV D90 SUV – STANDARD EQUIPMENT

LDV D90 SUVs

	PETROL			DIESEL
	2WD	EXECUTIVE		EXECUTIVE
		2WD	4WD	4WD

Safety, Security and Driver Assistance

8 Inch Multifunction Instrument Display	✓	✓	✓	✓
Smart Key	✓	✓	✓	✓
Airbags (6) – Driver and front passenger airbags (2), sidebags (2), full length curtainbags (2)	✓	✓	✓	✓
Child Seat anchoring – ISOFIX + Top Tether (3 in second row)	✓	✓	✓	✓
Daytime running lights – LED	✓	✓	✓	✓
Anti-lock Braking System (ABS)	✓	✓	✓	✓
Autonomous Emergency Braking (AEB)	✓	✓	✓	✓
Electronic Brake-force Distribution (EBD)	✓	✓	✓	✓
Electronic Stability Program (ESP)	✓	✓	✓	✓
Electronic Brake Assist (EBA)	✓	✓	✓	✓
Front Collision Warning (FCW) ⁴	✓	✓	✓	✓
Hill Descent Control (HDC)	✓	✓	✓	✓
Hill-start Assist System (HAS)	✓	✓	✓	✓
Blind Spot Monitor ⁴	✓	✓	✓	✓
Fatigue Reminder and Attention Assist ⁴	✓	✓	✓	✓
Lane Departure Warning (LDW) ⁴	✓	✓	✓	✓
Roll Movement Intervention (RMI)	✓	✓	✓	✓
Traction Control System (TCS)	✓	✓	✓	✓
Traffic Sign Recognition (TSR) ⁴	✓	✓	✓	✓
Vehicle Dynamics Control (VDC)	✓	✓	✓	✓
Electric Parking Brake	✓	✓	✓	✓
Engine Immobiliser	✓	✓	✓	✓
Engine Start/Stop System	✓	✓	✓	✓
Fog lamps – Front and Rear	✓	✓	✓	✓
Keyless Entry and Start	✓	✓	✓	✓
Parking sensors – Front and Rear	✓	✓	✓	✓
Reversing Camera	✓	✓	✓	✓

	PETROL			DIESEL
	2WD	EXECUTIVE		EXECUTIVE
		2WD	4WD	4WD

Tyre Pressure Display and Monitoring System (TPMS)	✓	✓	✓	✓
Paddle Shifts for Gears	–	–	–	✓

Exterior

Door Mirrors – Electronically folding	✓	✓	✓	✓
Door Mirrors – Heated	✓	✓	✓	✓
LED Headlights	✓	✓	✓	✓
Luggage Rails ⁶	✓	✓	✓	✓
Puddle Door Lights	–	✓	✓	✓
Rain Sensing Windscreen Wipers	✓	✓	✓	✓
Side steps	✓	✓	✓	✓
Sunroof	–	✓	✓	✓

Comfort and Convenience

12V Power outlet, Max 120W (Three sockets)	✓	✓	✓	✓
220V Power outlet, Max 150W (One socket)	✓	✓	✓	✓
Adaptive Cruise Control	✓	✓	✓	✓
Air Conditioning – Multi Zone Climate Control	–	✓	✓	✓
Air Conditioning – Manual Dual Zone	✓	–	–	–
Ambient Lighting	–	✓	✓	✓
Luggage Storage Box	✓	✓	✓	✓
Multifunction steering wheel	✓	–	–	–
Multifunction steering wheel – Leather ⁵	–	✓	✓	✓
Rear View Mirror – Manual Dimming	✓	✓	✓	✓
Tailgate – Manual	✓	–	–	–
Tailgate – Electric Easy Open/Close	–	✓	✓	✓
Heated Steering Wheel	–	–	–	✓

LDV D90 SUVs

2WD	PETROL		DIESEL
	EXECUTIVE		EXECUTIVE
	2WD	4WD	4WD

Seating

7 Seats	✓	✓	✓	✓
Cup Holders – First and Second Row	✓	✓	✓	✓
Driver's Seat – 6 way Manual Adjustment	✓	–	–	–
Driver's Seat – 8 way Electronic Adjustment, 4 way Lumbar Support Adjustment	–	✓	✓	✓
Front Passenger Seat – 4 way Manual Adjustment	✓	✓	✓	✓
Artificial Leather with Cloth inserts on all rows	✓	–	–	–
Seat Material – Leather Trim First and Second Rows, Artificial Leather Third Row ⁵	–	✓	✓	✓

Audio and Communication

6 Speakers	✓	–	–	–
8 Speakers	–	✓	✓	✓
12 Inch Touch Screen Entertainment System	✓	✓	✓	✓
Radio, Bluetooth and MP5	✓	✓	✓	✓
Apple CarPlay® / Smartphone Connectivity	✓	✓	✓	✓
USB Ports (3 – Centre console, centre armrest and left rear side armrest)	✓	✓	✓	✓

Warranty⁸

5 year/130,000km (whichever occurs first) Warranty	✓	✓	✓	✓
5 year/130,000km (whichever occurs first) Roadside Assist	✓	✓	✓	✓

2WD	PETROL		DIESEL
	EXECUTIVE		EXECUTIVE
	2WD	4WD	4WD

Servicing

First Scheduled Service Free ⁹ (6 months or 5,000km, whichever comes first)	–	–	–	✓
--	---	---	---	---

Disclaimers:

- Fuel consumption figures according to ADR 81/02 derived from laboratory testing. Factors including but not limited to driving style, road and traffic conditions, environmental influences, vehicle condition and accessories fitted, will in practice in the real world lead to figures which generally differ from those advertised. Advertised figures are meant for comparison amongst vehicles only.
- Payload and tare weight figures are based on vehicle certification. It is the driver's responsibility to ensure: weight of fully loaded vehicles do not exceed GVM; front and rear axle load limits are not individually exceeded; the combined weight of the fully loaded vehicle (including tow ball download when towing) and trailer does not exceed the GCM; compliance to State and Territory towing regulations. Payload is the combined value of occupants, luggage, cargo, added options, accessories and tow ball download (when towing). Tare weight includes the vehicle with 10 litres of fuel and all standard equipment excluding occupants. Additional weights of optional features, occupants, luggage, cargo, accessories and tow ball download (when towing) must be taken into account when calculating payload and tare weight. When a genuine tow bar with wiring is fitted, and trailer is attached, parking sensors will be disabled.
- Safety technologies may not operate optimally under all driving conditions, operation and effectiveness depends on many factors. Driver is responsible for safe and attentive driving. Safety technologies are not a substitute for the driver's control over the vehicle. See owner's manual for complete details.
- Leather accented features and upholstery contain some synthetic materials.
- Maximum of 75kg weight.
- Subject to terms, conditions and exclusions at ldvautomotive.com.au
- It is the owner's responsibility to present the vehicle at an authorised LDV dealership for the service within +/- 60 days or 1,500kms of the first scheduled service interval (being 5,000kms or 6 months from the date of first registration (whichever comes first)). The scheduled service excludes fair wear and tear items and any additional work or components required that are not set out in the service schedule located in the owners service and warranty booklet. Not transferrable or redeemable for cash.

All information in this document is correct at time of publication however variations may occur from time to time and Ateco Automotive Pty Ltd insofar as is permitted by law to do so, shall not be liable in any way as a result of any reliance by any person on anything contained in this document.



Find your nearest dealer at **ldvautomotive.com.au**
to arrange a quote or book a test-drive.

Ateco Automotive Pty Ltd ABN 34 000 486 706

All the information in this document is correct at time of publication however variations may occur from time to time and Ateco Automotive Pty Ltd insofar as is permitted by law to do so shall not be liable in any way as a result of any reliance by any person on anything contained in this document.

5 YEAR
130,000KM*
WARRANTY & ROADSIDE

* Whichever occurs first



LDV
ldvautomotive.com.au

Ateco Automotive ABN 34 000 486 706

October 2024 / 14191 / LDV0325