

MIFA

PEOPLE MOVER



SPECIFICATIONS SHEET

LDV is a division of SAIC Motor, which is a Fortune Global 500 company and the 84th largest company in the world¹. SAIC Motor sells over 5 million vehicles annually and has joint ventures with Volkswagen and General Motors. In 2009 SAIC Motor acquired the commercial vehicles division of British Motor Corporation which included LDV.

1. 2023 Fortune Global 500.



LDV MIFA PEOPLE MOVER – TECHNICAL SPECIFICATIONS

LDV MIFA PEOPLE MOVER

	MODE / EXECUTIVE / LUXE
--	-------------------------

Engine	
Type	2.0L Turbocharged Petrol
Drive	Front Wheel Drive
Maximum Power	160kW
Maximum Torque	360Nm
Maximum Speed	190km/h
Displacement	1986cc
Compression Ratio	11.5:1
No. of Valves	16
No. of Cylinders	4
Bore x Stroke (mm)	82.5 x 92.9
Driving Modes	Power, Normal & Eco

Gearbox	
Transmission	8-Speed Aisin Automatic
1st	5.519
2nd	3.184
3rd	2.05
4th	1.492
5th	1.235
6th	1
7th	0.801
8th	0.673
Reverse	4.221

Fuel and Emissions	
Fuel Tank	70
Fuel Consumption – Combined (L/100Km) ²	9.3
Emissions standard	Euro 5
CO ₂ Emissions g/km	220



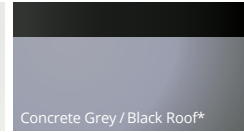



	MODE / EXECUTIVE / LUXE
--	-------------------------

Steering, Brakes and Suspension	
Steering	Electric Power Steering
Steering Column	4-Way Manual Adjustable Steering Wheel
Front / Rear Suspension	Macpherson Independent / Multi-Link
Front / Rear Brakes	Disc / Disc
Turning Circle (kerb to kerb, metres)	12

	MODE	EXECUTIVE	LUXE
--	------	-----------	------



Wheels and Tyres			
Wheels	18" Star Alloy 6.5Jx18 OR	19" Multi Spoke Alloy 7.5Jx19 OR	19" Multi Spoke Alloy 7.5Jx19 OR
Tyres	225/60R18	235/55R19	235/55R19 Self Sealing Tyres
Spare Tyre	18" Steel T145/80R18		

Exterior Colours

			
Blanc White	Pearl White	Concrete Grey / Black Roof*	Mica Blue
			
Dynasty Red	Metal Black		

*Available on Executive & Luxe only

Interior Colours

	
Black Leatherette Trim	Black Leather Trim (Luxe only)

LDV MIFA PEOPLE MOVER

	MODE / EXECUTIVE / LUXE
--	-------------------------

Dimensions	
Overall Length (mm)	5280
Overall Height (mm)	1845
Overall Width (mm)	1998
Wheelbase (mm)	3200
Ground clearance (unladen) (mm)	140
Front track/Rear track (mm)	1690 / 1712
Front Overhang (mm)	965
Rear Overhang (mm)	1115
Front headroom (mm)	1074 / 1070 / 1070
Front legroom (mm)	1028
Front shoulder room (mm)	1582
2nd row headroom (mm)	1060 / 1038 / 1038
2nd row legroom (mm)	986
2nd row shoulder room (mm)	1582
3rd row seat, shoulder room (mm)	1570
3rd row seat, leg room (mm)	978
3rd row seat, head room (mm)	1010 / 970 / 970
Seats (number)	7

Load Space Volume (Litres)	
2nd and 3rd row seats up	466.2
3rd row seats folded – second row up	1702.7
2nd and 3rd row seats – folded	2017
Cargo area length (mm) – 3rd row (min-max)	375-810
Cargo area length (mm) – 3rd row seats folded	1380
Cargo area length (mm) – 2nd and 3rd row seats folded	2280
Cargo area height (mm)	1150 / 1090 / 1090
Cargo area width between wheel arches (mm)	1144
Rear hatch opening height (mm)	1859
Rear hatch opening width (mm)	1275

	MODE / EXECUTIVE / LUXE
--	-------------------------

Capacities and Weights	
Gross Combined Vehicle Mass (kg)	4570 / 4660 / 4760
GVM (kg)	2625 / 2715 / 2815
Tare Weight (kg) ⁴	2040 / 2130 / 2230
Axle Load Capacity – Rear (kg)	1410 / 1480 / 1545
Axle Load Capacity – Front (kg)	1215 / 1235 / 1270
Towing Capacity – Braked (kg)	2000
Max tow ball down weight (kg)	200
Towing Capacity – Unbraked (kg)	750

LDV MIFA PEOPLE MOVER – STANDARD EQUIPMENT

LDV MIFA PEOPLE MOVER

	MODE	EXECUTIVE	LUXE
Safety, Security and Driver Assistance			
Airbags – Driver and front passenger, farside, side and full-length curtain	✓	✓	✓
Adaptive Cruise Control ³	✓	✓	✓
Integrated Cruise Assist (ICA)	✓	✓	✓
Electronic Stability Program (ESP)	✓	✓	✓
Emergency Brake Assist (EBA)	✓	✓	✓
Electronic Brake–force Distribution (EBD)	✓	✓	✓
Autonomous Emergency Braking (AEB) – Front and Rear ³	✓	✓	✓
Anti-lock Braking System (ABS)	✓	✓	✓
Lane Departure Warning ³	✓	✓	✓
Lane Keep Assist ³	✓	✓	✓
Auto Hold	✓	✓	✓
Fatigue Reminder and Attention Assist ³	✓	✓	✓
Rear Occupant Seat Belt Alert	✓	✓	✓
Traffic Sign Recognition ³	✓	✓	✓
Reverse Camera with Guidelines	✓	–	–
360° Panoramic Camera	–	✓	✓
Rear Parking Sensors	✓	–	–
Front and Rear Parking Sensors	–	✓	✓
Anti-theft Alarm	✓	✓	✓
Blind Spot Monitoring	✓	✓	✓
Rear Cross Traffic Alert (RCTA) ³	✓	✓	✓
Rear Collision Warning (RCW) ³	✓	✓	✓
Hill Descent Control	✓	✓	✓
Door Opening Warning (DOW)	✓	✓	✓

Exterior

Full LED Headlights with Daytime Running Lights	✓	✓	✓
Full LED Rear Taillights with Dynamic Indicators	✓	✓	✓
Adaptive Headlights with Auto Beam Assist	–	✓	✓
LED Rear Fog Lamp	✓	✓	✓
Front Bumper – Body Colour with Chrome Garnish	✓	✓	✓
Rear Bumper – Body Colour with Chrome Garnish	✓	✓	✓
Door Handles – Body Colour	✓	✓	✓

	MODE	EXECUTIVE	LUXE
Chrome Trim – Window Frame	✓	✓	✓
Chrome Front Grille	✓	✓	✓
Integrated Rear Roof Spoiler	✓	✓	✓

Interior

Ambient Lighting – Up to 64 Colour Choices	–	–	✓
4 Way Adjustable Steering Wheel	✓	✓	✓
Multifunction Steering Wheel	✓	✓	✓
Rear View Mirror – Anti-glare (Manual)	✓	–	–
Rear View Mirror – Anti-glare (Auto Dimming)	–	✓	✓
Passenger Assist Grips – 2nd Row	✓	✓	✓
Interior Door Handles – Chrome	✓	✓	✓
Coat Hook – 2nd and 3rd Row	✓	✓	✓
Column–mounted Gear Shifter	✓	✓	✓
Centre Console with Armrest and Cup Holders	✓	✓	✓
Cup Holders (2 x Front, 2 x 2nd Row, 2 x 3rd Row)	✓	✓	✓
Bottle Holders (2 x Front, 2 x 2nd Row)	✓	✓	✓
12V Power Socket x 2	✓	✓	✓
220V Power Socket x 1	–	✓	✓
LED Front Reading Lamp	✓	✓	✓
LED Rear Passenger Reading Lights	✓	✓	✓
Boot Light	✓	✓	✓
Front and Rear Sunroof – Tilt/Slide	–	✓	✓
Rear Privacy Glass – 2nd and 3rd Row	–	✓	✓

Comfort and Convenience

Electric Dual–sliding Rear Doors	–	✓	✓
Manual Rear Tailgate	✓	–	–
Electric Rear Tailgate	–	✓	✓
Electronic Park Brake	✓	✓	✓
Tyre Pressure Monitoring System	✓	✓	✓

LDV MIFA PEOPLE MOVER

	MODE	EXECUTIVE	LUXE
Side Mirrors – Heated	✓	–	–
Side Mirrors – Heated and Auto Folding	–	✓	✓
Power Windows – Auto Down (Front)	✓	–	–
Power Windows – Auto Up and Down Function with Anti-Pinch Feature (Front)	–	✓	✓
Remote Keyless Entry and Start with Proximity Smart Key	✓	✓	✓
Dusk Sensing Auto Lights	✓	✓	✓
Rain Sensing Auto Wipers	–	✓	✓
Air Conditioning – Standard	✓	–	–
Air Conditioning – Multizone Climate Control with 2nd Row Controls	–	✓	✓
Air Purifier	–	✓	✓

Seating

Standard Leatherette Seat Trim	✓	✓	–
Premium Leather Seat Trim ⁵	–	–	✓
Driver’s Seat – 6 Way Manual Adjustment	✓	–	–
Driver’s Seat – 8 way Electronic Adjustment, 4 way Lumbar Support Adjustment	–	✓	–
Driver’s Seat – 8 way Electronic Adjustment, 4 way Lumbar Support Adjustment, Memory Function and Heating/Cooling and Massage Function	–	–	✓
Front Passenger Seat – 4 Way Manual Adjustment	✓	–	–
Front Passenger Seat – 4 way Electronic Adjustment, 4 way Lumbar Support Adjustment	–	✓	–
Front Passenger Seat – 4 way Electronic Adjustment, 4 way Lumbar Support Adjustment and Heating/Cooling and Massage Function	–	–	✓
2nd Row – 2 Individual Seats with Manual Adjustment	✓	–	–
2nd Row – 2 Individual Seats, 4 Way Electronic Adjustment, 4 Way Lumbar Support Adjustment, Single Mode Massage and Heating/Cooling Function, Footrest	–	✓	–
2nd Row – 2 Captain Chairs, 4 way Electronic Adjustment, 4 way Lumbar Support Adjustment, Heating/Cooling Function, 8-Mode Massage and Recline Function, Footrest, Built-in Tray Tables	–	–	✓
3rd Row – 60:40 Split Fold 3-Seat Bench Seat with Manual Recline/Sliding	✓	✓	✓
Child Seat anchoring – ISOFIX and Top Tether x 3	✓	✓	✓

Audio and Communication

12.3” Infotainment Display and 7” Driver’s Digital Display	✓	✓	✓
Apple CarPlay®/Smartphone Connectivity	✓	✓	✓
6 Speaker Sound System	✓	–	–
8 Speaker Sound System	–	✓	–
12 Speaker Sound System	–	–	✓
Bluetooth	✓	✓	✓
USB Ports (3 x Front, 2 x 2nd Row, 2 x 3rd Row)	✓	✓	✓
Wireless Mobile Charging Pad	–	✓	✓

Warranty/Roadside Assist ⁶

New Vehicle Warranty – 7 year/200,000km (whichever occurs first) ⁶	✓	✓	✓
Roadside Assist – 5 year/Unlimited km (whichever occurs first) ⁶	✓	✓	✓

Disclaimers:

- Fuel consumption figures according to ADR 81/02 derived from laboratory testing. Factors including but not limited to driving style, road and traffic conditions, environmental influences, vehicle condition and accessories fitted, will in practice in the real world lead to figures which generally differ from those advertised. Advertised figures are meant for comparison amongst vehicles only.
- Safety technologies may not operate optimally under all driving conditions, operation and effectiveness depends on many factors. Driver is responsible for safe and attentive driving. Safety technologies are not a substitute for the driver's control over the vehicle. See owner's manual for complete details.
- Tare weight figures are based on vehicle certification. It is the driver's responsibility to ensure: weight of fully loaded vehicles do not exceed GVM; front and rear axle load limits are not individually exceeded; the combined weight of the fully loaded vehicle (including tow ball download when towing) and trailer does not exceed the GCM; compliance to State and Territory towing regulations. Tare weight includes the vehicle with 10 litres of fuel and all standard equipment excluding occupants. Additional weights of optional features, occupants, luggage, cargo, accessories and tow ball download (when towing) must be taken into account when calculating tare weight. When a genuine tow bar and wiring are fitted, blind spot monitoring will be disabled whilst towing.
- Leather accented features and upholstery contain some synthetic materials.
- Subject to terms, conditions and exclusions on ldvautomotive.com.au

All information in this document is correct at time of publication however variations may occur from time to time and Ateco Automotive Pty Ltd insofar as is permitted by law to do so, shall not be liable in any way as a result of any reliance by any person on anything contained in this document.



Find your nearest dealer at **ldvautomotive.com.au**
to arrange a quote or book a test-drive.

Ateco Automotive Pty Ltd ABN 34 000 486 706

All the information in this document is correct at time of publication however variations may occur from time to time and Ateco Automotive Pty Ltd insofar as is permitted by law to do so shall not be liable in any way as a result of any reliance by any person on anything contained in this document.



LDV

ldvautomotive.com.au

Ateco Automotive ABN 34 000 486 706

September 2024 / 14125 / LDV0256