

# T60

MAX



**7 YEAR**  
200,000KM\*  
WARRANTY

\*Warranty includes 500. Terms & Conditions apply.

**BRING  
IT ON.**

# GUTS, GRUNT AND GOOD LOOKS



The T60 MAX 4x4 diesel dual cab ute has the power, performance and features to get you from the worksite to the weekend without breaking a sweat. With 160kW of power and 500Nm of torque from the incredible bi-turbo diesel Euro V Engine, the T60 MAX has one of the most powerful engines in its class.

Available in a 6-speed manual or an optional 8-speed ZF auto, there's also the reassurance of a 7 Year/200,000km warranty<sup>1</sup> (whichever occurs first) giving you and your crew peace of mind. And with your choice of Pro, Luxe, Plus or Mega Tub variants, it's easy to find a ride that can back up day after day.

1. Whichever occurs first. Subject to terms and conditions on [ldvautomotive.com.au](http://ldvautomotive.com.au)

# MAX POWER, MAX PERFORMANCE

The T60 MAX has the muscle you need to carry your team, tools and load. No questions.

Packed with the power to perform, the T60 MAX includes:

- > An impressive bi-turbo Diesel Euro V Engine
- > 160kW of power and 500Nm of torque
- > A 3-tonne braked towing capacity
- > ZF auto 8-speed transmission with Paddle Shifts (optional)
- > Standard 4x4 across the range
- > 2WD/4WD High and Low Selector



**WEEKEND WARRIOR** READY



You'll be ready for action with the T60 MAX's 4WD capabilities.

Complete with an intelligent real-time Torque on Demand system from BorgWarner, you can take the guesswork out of off-road conditions with maximum traction kicking in automatically, when you need it. You'll have the ability to switch on the fly between 2WD high and 4WD high, backed even further by rear on demand differential lock (Luxe & Plus only) for added traction.

And with its impressive approach and departure angles, minimal overhangs and useful ground clearance, the T60 MAX can help you take on the weekend.

# MORE SPACE WITH MEGA TUB

The T60 MAX Mega Tub brings even more space for big weekends. Available in Mega Tub and Mega Tub Plus grades, it boasts the same impressive 160kW bi-turbo diesel engine, standard ZF 8 speed auto with paddle shifts, 3-tonne towing capacity and one of the longest tubs in its class. And with bold black alloys, black roof rails, sailplane, and side steps, the T60 MAX Mega Tub is big on presence too.

## A LONGER TUB

The T60 MAX Mega Tub has a maximum tub length of 1800mm (top of box), meaning bikes can stand upright and a typical 6ft tradie ladder fits in the back

And with a spray-in tub liner, integrated step and four tie down points, the Mega Tub's extra tub space really delivers.



# COMMAND ATTENTION



The T60 MAX will get noticed for all the right reasons. The large grille leads from the front, muscular arches frame tough alloy wheels, while the tailgate with LED taillights leave those behind no doubt what they're following. On the Luxe, upgrades include 19" black alloys, black wheel arches, black sailplane and black roof rails for a rugged yet stylish look.

The T60 MAX Plus adds even more visual presence with a bold, aggressive front design sporting a unique front grille.

Enhancements unique to the Plus also include black accents including the side mirrors, rear bumper, side mouldings, side badging, door handles and a unique 18" black alloy wheel design.

And with a spray-in tub liner helping keep the bed protected from wear and tear as well as four tie down points, you can chuck it all back in at the end of the day without fear.

# COMFORT WHERE IT COUNTS

Just because the T60 MAX is built to take on the tough stuff doesn't mean you're in for a rough ride.

You'll also be set for all seasons, with climate control air conditioning to cool you down after a hot, dusty day on site and warm you up for those early winter mornings. For even more creature comforts, the Luxe and Plus models feature heated front seats with 6-way electronic adjustment. Long, tough days and drives are made easier with cruise control, and the multifunctional steering wheel and paddle shifts (auto only) put more control at your fingertips – turn up the music and take calls as you keep your eyes on the road. Keyless entry and start in the Luxe and Plus model means there's no fumbling for keys, so you'll be starting the weekend sooner.



Luxe and Mega Tub interior shown.



**COMFORT MEETS  
TECHNOLOGY**  
T60 MAX PLUS

Plus Auto interior shown.



Plus Manual interior shown.

Form meets function inside the impressive interior of the T60 MAX Plus with even more technology and soft touch materials inside, making it a truly comfortable place to be.

Bright, dual 12.3" LCD displays (Plus only) conveniently house your infotainment and key driver Information whilst the driver-oriented cockpit, designed with ergonomics in mind, means that all your key functions and controls are easily within reach.

Elevate the tech experience even further with wired and wireless Apple CarPlay® and Android Auto™, a mobile charging pad (Plus Auto only), three USB ports and an electronic park brake.



# SIMPLE, SMART, CONNECTED

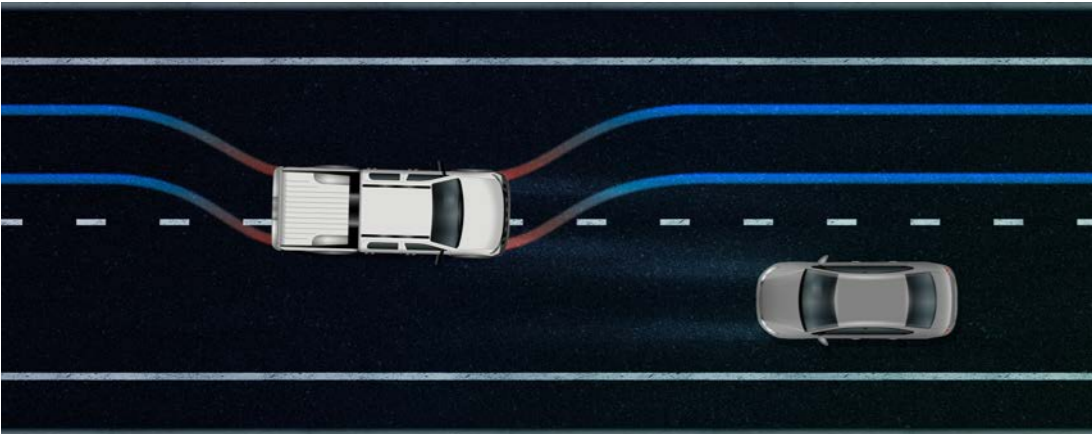
T60 MAX PRO, LUXE & MEGA TUB

Stay connected during the work week or while you're taking it easy on the weekends with the T60 MAX's smart and simple connectivity features. You've got control front and centre with the 10.25" touchscreen infotainment system, complete with Apple CarPlay® and smart phone connectivity (Pro, Luxe & Mega Tub). Make calls, send texts, use navigation and play music while you focus on what's ahead. It all pumps through six crystal clear speakers.

And with a 12V power outlet and two USB ports (Pro, Luxe & Mega Tub), you're ready for anything – especially if your T60 MAX doubles as your on-road office.

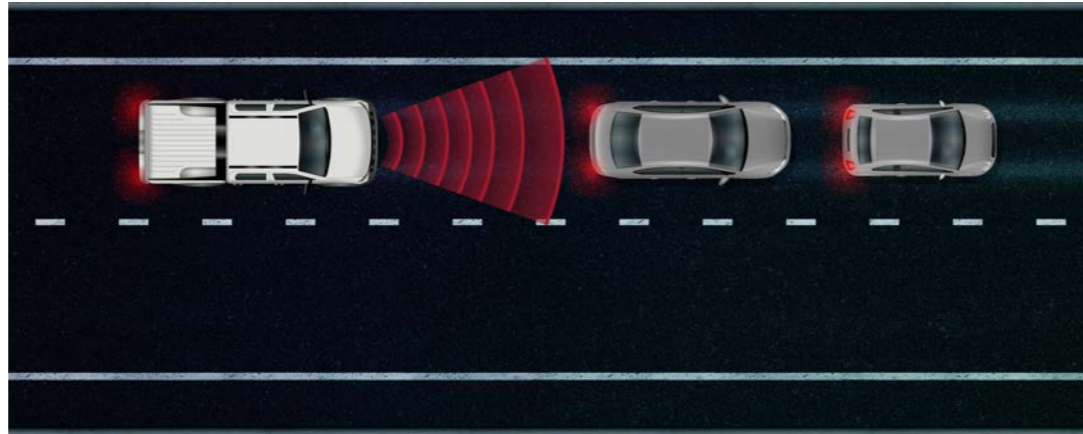


Luxe and Mega Tub interior shown.



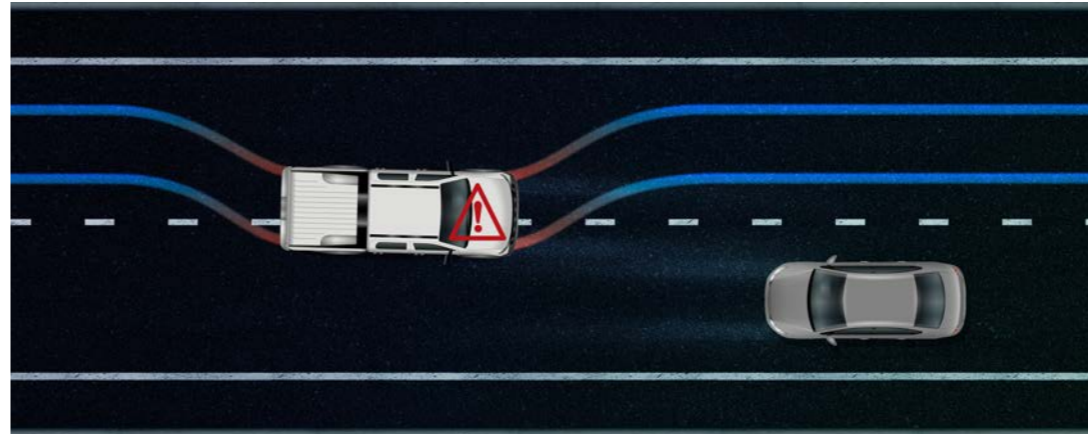
### LANE DEPARTURE WARNING

Lane Departure Warning (LDW)<sup>2</sup> helps to warn the driver if the vehicle drifts out of its lane unintentionally (Luxe, Mega Tub and Plus Auto only).



### AUTONOMOUS EMERGENCY BRAKING

Autonomous Emergency Braking (AEB)<sup>2</sup> uses the front sensors to detect obstacles close to the vehicle. If the driver fails to take action, AEB will automatically apply the brakes (Plus Auto only).



### LANE KEEP ASSIST

Lane Keep Assist (LKA)<sup>2</sup> uses cameras to determine the position of your vehicle and apply steering if the vehicle drifts out of the lane (Plus Auto only).



### 360 DEGREE PANORAMIC CAMERA

Have eyes all around you when navigating tight spots with a 360 degree panoramic view camera, showing a top-down, left, right and rear angles (Luxe, Mega Tub & Plus only).

## PUTTING SAFETY FIRST

We're serious about safety, and the T60 MAX puts both driver and passenger safety first. Every T60 MAX comes standard with 6 airbags, Electronic Stability Program (ESP)<sup>2</sup>, reverse camera, rear parking sensors, rear fog lights and daytime running lights as standard.

For added confidence, there's also Electronic Brake Assist (EBA)<sup>2</sup> and Electronic Brakeforce Distribution (EBD)<sup>2</sup> for confident braking, Hill Start Assist for even more stability on steep slopes, and an Intelligent Real Time Torque On-Demand for traction on even the toughest tracks.

Additional safety features include Lane Departure Warning (LDW)<sup>2</sup> (Luxe, Mega Tub and Plus Auto) and a 360° panoramic camera (Luxe, Plus and Mega Tub) whilst the Plus Auto model gains additional driver assistance technology including Autonomous Emergency Braking (AEB)<sup>2</sup>, Lane Keep Assist (LKA)<sup>2</sup> and Adaptive Cruise Control<sup>2</sup>.



<sup>2</sup> Safety technologies may not operate optimally under all driving conditions and effectiveness depends on many factors. The driver is responsible for safe and attentive driving. See owner's manual for complete details.

# THE T60 MAX RANGE



## PRO

- > 2.0L Bi-Turbo Diesel Engine – 160kW and 500Nm
- > 6 Speed Manual or Optional 8 Speed ZF Auto with Paddle Shift
- > 10.25" Infotainment with Apple CarPlay®/Smartphone Connectivity
- > Side Steps, Roof Rails and Stainless Steel Sports Bar
- > Reversing Camera
- > Cruise Control
- > 7 Year/200,000km Warranty<sup>1</sup> (whichever occurs first)



## LUXE

### Changes from Pro:

- > 19" Black Alloy Wheels with Black Wheel Arches
- > Black Sailplane, Roof Rails and Side Steps
- > Lane Departure Warning (LDW)<sup>2</sup>
- > Rear On-Demand Differential Lock<sup>3</sup>
- > 360° Panoramic Camera
- > Leather Trim Seats<sup>4</sup>
- > Keyless Entry and Push Button Start



## PLUS

### Changes from Luxe:

- > Lane Keep Assist (LKA)<sup>2</sup>, Lane Departure Warning (LDW)<sup>2</sup> (Auto only), Adaptive Cruise Control (ACC)<sup>2</sup> and Autonomous Emergency Braking (AEB)<sup>2</sup> (Auto only)
- > Dual 12.3" Infotainment and Driver Displays with Apple CarPlay® and Android Auto™
- > Wireless Mobile Charging Pad (Auto only)
- > Black Side Mirrors, Rear Bumper, Door Handles and Tray Handle
- > Rear Multilink Suspension
- > Unique 18" Black Alloy wheels



## MEGA TUB

- > 275mm Longer Tub
- > 2.0L Bi-Turbo Diesel Engine – 160kW and 500Nm
- > Standard 8 Speed ZF Auto with Paddle Shift
- > 10.25" Infotainment with Apple CarPlay®/Smartphone Connectivity
- > 19" Black Alloy Wheels with Black Wheel Arches
- > Black Sailplane, Roof Rails and Side Steps
- > Rear On-Demand Differential Lock<sup>3</sup>
- > Leather Trimmed Seats<sup>4</sup>
- > 7 Year/200,000km Warranty<sup>1</sup> (whichever occurs first)

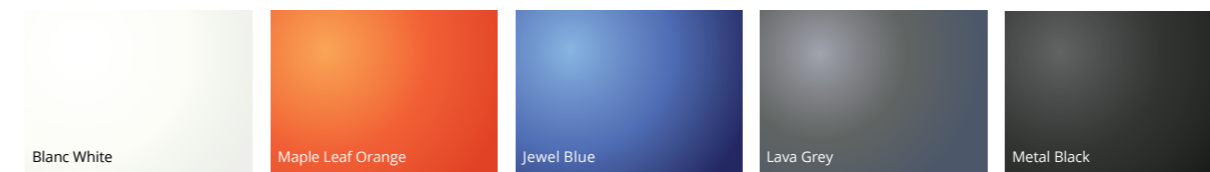


## MEGA TUB PLUS


### Changes from Mega Tub:

- > Lane Keep Assist (LKA)<sup>2</sup>, Adaptive Cruise Control (ACC)<sup>2</sup> and Autonomous Emergency Braking (AEB)<sup>2</sup>
- > Dual 12.3" Infotainment & Driver Displays with Apple CarPlay® and Android Auto™
- > Wireless Mobile Charging Pad
- > Black Side Mirrors, Rear Bumper, Door Handles and Tray Handle
- > Rear Multilink Suspension
- > Unique 18" Black Alloy wheels

## EXTERIOR COLOURS



## INTERIOR COLOURS



1. Whichever occurs first. Subject to terms and conditions on [ldvautomotive.com.au](http://ldvautomotive.com.au)  
 2. Safety technologies may not operate optimally under all driving conditions and effectiveness depends on many factors. The driver is responsible for safe and attentive driving. See owner's manual for complete details.  
 3. Self engages when required under 30km/h.  
 4. Leather accented features and upholstery contain some synthetic materials.



## ABOUT US

LDV is a division of SAIC Motor, which is a Fortune Global 500 company and the 84th largest company in the world<sup>5</sup>. SAIC Motor sells over 5 million vehicles annually and has joint ventures with Volkswagen and General Motors. In 2009 SAIC Motor acquired the commercial vehicles division of British Motor Corporation which included LDV.

## A WARRANTY YOU CAN COUNT ON

The LDV T60 MAX gets a big tick for peace of mind with the reassurance of a comprehensive factory backed 7-year or 200,000 km warranty<sup>1</sup> (whichever comes first).

## HELP WHEN YOU NEED IT

LDV Roadside Assist supports you and your vehicle for 5 years – 24 hours a day, 7 days a week, 365 days a year.<sup>6</sup>

## NATIONWIDE DEALER NETWORK

No matter where your T60 MAX takes you, LDV owners have the backing of our nationwide dealer network for comprehensive sales, service and parts support.

## KEEPING YOU ON THE ROAD

You can access our loan car program for the period of your vehicle's warranty if your vehicle is off the road for more than 48 hours for a warrantable fault. T&Cs apply.<sup>6</sup>

## GENUINE ACCESSORIES

If you want to get even more out of your T60 MAX, your LDV dealer's Parts Department can provide advice on the right accessories to suit your needs and fit them as only experts can.

1. Whichever occurs first. Subject to terms and conditions on [ldvautomotive.com.au](http://ldvautomotive.com.au)  
5. 2023 Fortune Global 500.  
6. See [ldvautomotive.com.au](http://ldvautomotive.com.au)



Find your nearest dealer at [ldvautomotive.com.au](https://www.ldvautomotive.com.au) to arrange a quote or book a test-drive.

Ateco Automotive Australia Pty Ltd ABN 34 000 486 706

All the information in this document is correct at time of publication however variations may occur from time to time and Ateco Automotive Pty Ltd insofar as is permitted by law to do so shall not be liable in any way as a result of any reliance by any person on anything contained in this document.

