



MAZDA CX-3

SPECIFICATIONS

MAZDA CX-3

GRADE OVERVIEW



GLX

SKYACTIV-G 2.0 Front-Wheel Drive



GSX

SKYACTIV-G 2.0 Front-Wheel Drive



SP20

SKYACTIV-G 2.0 Front-Wheel Drive

MAZDA CX-3

EXTERIOR AND INTERIOR COLOURS



Soul Red Crystal Metallic (46V)*



Machine Grey Metallic (46G)



Snowflake White Pearl Mica (25D)



Jet Black Mica (41W)




Aero Grey Metallic (52C)*




Platinum Quartz Metallic (47S)*




Polymetal Grey Metallic (47C)*



Cloth, Black
GLX



Leatherette/Cloth, Black
GSX



Leather/Suede, Black
SP20

*These body colours available with Brilliant Black roof (SP20 only).

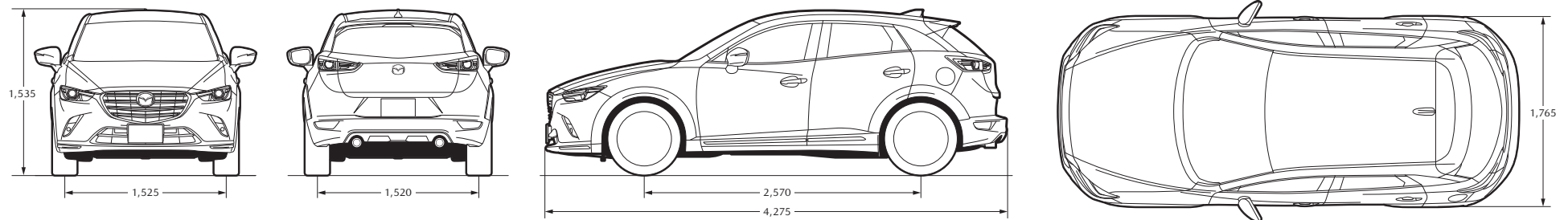
MAZDA CX-3

SPECIFICATIONS

MODEL		MAZDA CX-3	
Drivetrain		FWD	
Engine		SKYACTIV-G 2.0	
DIMENSIONS & WEIGHTS			
Overall length		mm	4,275
Overall width (excluding mirrors)		mm	1,765
Overall height		mm	1,535
Wheelbase		mm	2,570
Track	Front / Rear	mm	1,525 / 1,520
Minimum ground clearance	Laden / Unladen	mm	145
Turning circle	Kerb to kerb	m	10.6
Luggage capacity (VDA)	All seats upright, up to window line	l	264
	2nd-row seats folded down, up to roof	l	1,174
Gross vehicle mass (GVM)		kg	1,740
Kerb weight - total		kg	1,294
Towing capacity	Unbraked / Braked	kg	655 / 1,200
Tow-ball download maximum		kg	75

**Subject to model grade

DIMENSIONS Unit: mm



MAZDA CX-3

SPECIFICATIONS

MODEL		MAZDA CX-3	
Drivetrain		FWD	
Fuel		Petrol	
ENGINE		SKYACTIV-G 2.0	
Type		In-line 4 cylinder 16-valve DOHC S-VT petrol	
Displacement	cc	1,998	
Bore x stroke	mm	83.5 x 91.2	
Compression ratio		13.0:1	
Maximum power	kW/rpm	110/6,000	
Maximum torque	Nm/rpm	195/2,800	
Recommended fuel type		Unleaded 91RON or greater (up to E10)	
Fuel tank capacity		48	
Fuel consumption (l/100km)*	Combined NEDC	6.3 (7.0)	
CO ₂ emissions (g/km)*	(3P-WLTP)	143 (159)	
TRANSMISSION		SKYACTIV-DRIVE	
Type		6-speed automatic	
Gear ratios	1st	3.552	
	2nd	2.022	
	3rd	1.452	
	4th	1.000	
	5th	0.708	
	6th	0.599	
	Reverse	3.893	
Final gear ratio		4.325	
STEERING			
Type		Rack and pinion	
Power steering type		Electric Power-Assisted Steering	
SUSPENSION			
Type	Front	MacPherson strut	
	Rear	Torsion-beam axle	
BRAKES			
Type	Front	Ventilated discs	
	Rear	Solid discs	
Diameter	Front	mm	280
	Rear	mm	265
TYRES & WHEELS			
Tyre size		215/60 R16 or 215/50 R18**	
Wheel size		16 X 6.5 J or 18 X 7.0J**	
Spare wheel		Steel (temporary)	

**Subject to model grade.

*Mazda Fuel Consumption and Emissions figures are based on ADR 81/02 test results under the NEDC test programme. This data is useful in comparing the fuel consumption of different vehicles, however it may not be the fuel consumption achieved in practice. This will depend on traffic and road conditions, accessories fitted and how the vehicle is driven.

Please note that from December 2021 the NZTA has standardised the reporting of all Fuel Consumption and Emissions data based on 3-Phase WLTP, using a formula to convert NEDC to 3P-WLTP. This data will appear on websites such as Rightcar and Fuelsaver.

The details and specifications described are subject to change without notice. Please consult your local Mazda dealer for exact information.

MAZDA CX-3

EQUIPMENT

O: Standard Δ: Optional —: Not available

MODEL		MAZDA CX-3		
Drivetrain		FWD		
Engine		SKYACTIV-G 2.0		
Grade		GLX	GSX	SP20
MECHANICAL				
Automatic transmission drive selector	SPORT	O	O	O
EXTERIOR				
Tyres and wheels	215/60R16 with 16 x 6.5J alloy wheels (Silver metallic)	O	—	—
	215/50R18 with 18 x 7.0J alloy wheel (Gun metallic / machined)	—	O	—
	215/50R18 with 18 x 7.0J alloy wheels (Black metallic / machined)	—	—	O
Headlamps	Halogen with auto on/off function	O	—	—
	LED with High Beam Control (HBC) and auto on/off function	—	O	O
	Daytime running lights	—	LED	LED
Parking Aids	Parking sensors, front and rear	—	O	O
	Reverse camera	O	O	O
Front grille	Black	O	—	—
	Silver	—	O	O
Bumpers and trim	Front & rear body coloured with black lower bumper mouldings	O	O	—
	Front & rear body coloured with gloss black lower bumper mouldings and bright garnish	—	—	O
	Black with black signature wing	—	—	O
Privacy glass	Rear side and rear windows	—	O	O
Exterior mirrors	Body coloured, power adjustment, power folding	O	—	—
	Body coloured, power adjustment, auto folding	—	O	—
	Gloss black, power adjustment, auto folding	—	—	O
Roof Colour	Brilliant Black contrast colour	—	—	O

MAZDA CX-3

EQUIPMENT

O: Standard Δ: Optional —: Not available

MODEL		MAZDA CX-3		
Drivetrain		FWD		
Engine		SKYACTIV-G 2.0		
Grade		GLX	GSX	SP20
INTERIOR				
Infotainment	AM/FM radio, Bluetooth® hands-free system	O	O	O
	AM/FM radio with Radio Data System (RDS)	O	O	O
	Bluetooth® hands-free phone and audio capability	O	O	O
	Audio system	6-speakers	6-speakers	6-speakers
	Infotainment screen	8-inch	8-inch	8-inch
	Satellite navigation	Δ	O	O
	Apple CarPlay® & Android® Auto	O	O	O
Active Driving Display (ADD)	Colour	—	O	O
Air conditioning	Standard	O	—	—
	Climate control	—	O	O
Steering wheel	Urethane	O	—	—
	Leather	—	O	O
SEATS				
Interior trim	Cloth	O	—	—
	Leatherette/Cloth	—	O	—
	Leather/Suede	—	—	O
Seats (front)	Rake, slide, height adjust	Driver & passenger	Driver & passenger	Passenger
	Rake, slide, height, tilt adjust	—	—	Driver
	Lumbar adjustment	—	—	Driver
	Power adjustment	—	—	10-way (driver)
	Heated	—	—	O
Seats (rear)	Centre fold down armrest (2nd row)	O	O	O
	Split fold backrest (2nd row)	60/40	60/40	60/40

MAZDA CX-3

EQUIPMENT

O: Standard Δ: Optional —: Not available

MODEL		MAZDA CX-3		
Drivetrain		FWD		
Engine		SKYACTIV-G 2.0		
Grade		GLX	GSX	SP20
SAFETY†				
Airbags SRS	Front (Driver & passenger); Side (Front); Curtain (Front & rear)	O	O	O
Anti-lock braking system (ABS)		O	O	O
Blind Spot Monitoring (BSM)		—	O	O
Child restraint anchor points	ISOFIX x2, top tether x3	O	O	O
Cruise Control		O	—	—
Cruise Control	Mazda Radar Cruise Control (MRCC) with Stop & Go	—	O	O
Driver Attention Alert (DAA)		O	O	O
Dynamic Stability Control (DSC)		O	O	O
Emergency Stop Signalling system (ESS)		O	O	O
Forward Obstruction Warning (FOW)		O	O	O
Hill Launch Assist (HLA)		O	O	O
Lane Departure Warning System (LDW)		—	O	O
Rear Cross Traffic Alert (RCTA)		—	O	O
Smart Brake Support (SBS)	Forward	—	O	O
Smart City Brake Support (SCBS)	Forward	O	—	—
	Forward & reverse	—	O	O
Traction Control System (TCS)		O	O	O
Traffic Sign Recognition (TSR)		—	O	O

† Driver assist technology only and should not be used in place of skilled and safe driving practices. It is the driver's sole responsibility to monitor vehicle surroundings and conditions and comply with all applicable laws at all times.

MAZDACARE

Mazdacare* is a comprehensive programme designed to make owning your new CX-3 as worry-free as possible.



* Your Mazdacare support programme is effective from the date of first registration.

^Mazda New Zealand covers all routine service maintenance costs including parts, lubricants and labour for the duration of the programme when service is performed by an authorised Mazda Dealer.

†Visit mazda.co.nz/passenger-vehicle-warranty to see full disclosure of items covered by the 5 year/unlimited km New Passenger Vehicle Warranty.

5
YEAR

**GENUINE
SCHEDULED
SERVICING**

5 YEAR/100,000 KILOMETRE SERVICING AT NO EXTRA COST[^]

Your new CX-3 includes 5 years or 100,000km (whichever occurs first) of Mazdacare Genuine Mazda Scheduled Servicing at no extra cost. Each service is carried out by a Mazda factory-trained Service Specialist using the latest in vehicle diagnostic equipment, to help maintain optimum driving performance and protect your investment.

5
YEAR

**UNLIMITED
KILOMETRE
WARRANTY**

5 YEAR/UNLIMITED KILOMETRE NEW VEHICLE WARRANTY[†]

The quality built into your new CX-3 is backed by a 5 year, unlimited kilometre manufacturer's warranty.

- 5 year/unlimited kilometre Comprehensive New Vehicle Warranty.
- 5 year/unlimited kilometre Corrosion and Anti-Perforation Warranty.

5
YEAR

**MAZDA ON CALL
ROADSIDE
ASSISTANCE**

5 YEAR/UNLIMITED KILOMETRE MAZDA ON CALL ROADSIDE ASSISTANCE

Included in your Mazdacare cover is the back-up and motoring support offered through Mazda On Call. Whether it's a flat battery, keys locked in vehicle, accident support or a flat tyre, we've got you covered, anywhere, day or night, any time of the year. Our support centres are ready to help with any advice you may need. Call 0800 800 626.

For more information on Mazdacare, go to mazda.co.nz/services/mazdacare



All care is taken to ensure the accuracy of this brochure at the time of publication. Specifications, features and model availability may vary from Dealer to Dealer and may change without notice. Please refer to mazda.co.nz or consult your Mazda Dealer prior to placing an order to ascertain current information on model availability, specification, options, features and prices. Mazda Motors of New Zealand Limited will not be liable for any loss arising from the information in this brochure, whether in negligence or otherwise. Mazda Motors of New Zealand Limited, PO Box 132057, Sylvia Park, Auckland 1644.

www.mazda.co.nz
April 2026
MZ4900705