



MAZDA CX-5

SPECIFICATIONS

MAZDA CX-5

GRADE OVERVIEW



GLX

SKYACTIV-G 2.0 Front-Wheel Drive



GSX

SKYACTIV-G 2.0 Front-Wheel Drive
SKYACTIV-G 2.5 All-Wheel Drive



Activ

SKYACTIV-G 2.5 All-Wheel Drive



Limited

SKYACTIV-G 2.5 All-Wheel Drive



Takami

SKYACTIV-G 2.5 T All-Wheel Drive

MAZDA CX-5

EXTERIOR AND INTERIOR COLOURS



Soul Red Crystal Metallic (46V)



Machine Grey Metallic (46G)



Arctic White (A4D)



Jet Black Mica (41W)



Deep Crystal Blue Mica (42M)



Sonic Silver Metallic (45P)



Polymetal Grey Metallic (47C)




Zircon Sand Metallic (48T)




Eternal Blue Mica (45B)




Rhodium White Metallic (51K)




Cloth, Black
GLX




Leatherette / Suede,
Black
GSX



Leatherette / Suede,
Black with Green Accents
Activ



Leather, Black with Red
contrast stitching
Limited



Nappa Leather,
Aged Merlot
Takami

MAZDA CX-5

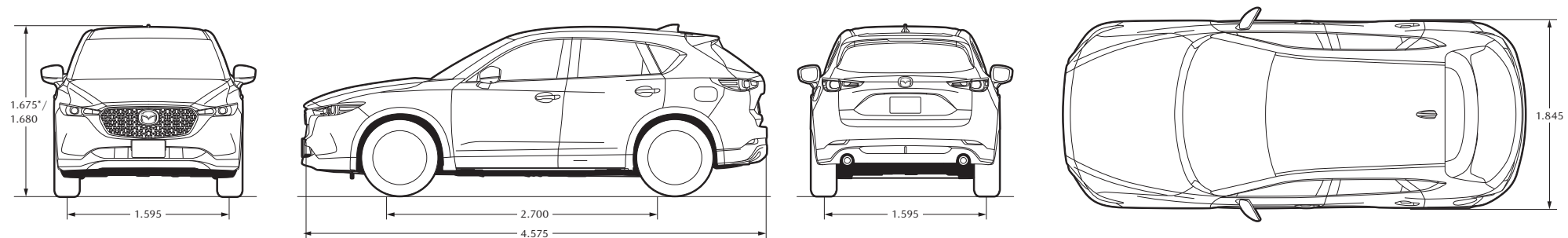
SPECIFICATIONS

MODEL		MAZDA CX-5		
Drivetrain		FWD	i-Activ AWD	
Engine		SKYACTIV-G 2.0	SKYACTIV-G 2.5	SKYACTIV-G 2.5 T
DIMENSIONS & WEIGHTS				
Overall length		mm	4,575	4,575
Overall width (excluding mirrors)		mm	1,845	1,845
Overall height		mm	1,675	1,675* / 1,680
Wheelbase		mm	2,700	2,700
Track	Front / Rear	mm	1,595 / 1,595	1,595 / 1,595
Ground clearance	Laden / Unladen	mm	185 / 193	185* / 193* 193 / 200
Turning circle	Kerb to kerb	m	11.0	11.0
Luggage capacity (VDA)	All seats upright, up to window line	Floor board: upper/lower position	l	401 / 438
	2nd-row seats folded down, up to roof	Floor board: upper/lower position	l	1,303 / 1,340
Gross vehicle mass (GVM)		kg	2,025	2,140
Kerb weight - total		kg	1,576	1,659 - 1,693**
Towing capacity	Unbraked / Braked	kg	750 / 1,800	750 / 2,000
Tow-ball download maximum		kg	80	80

*With 17-inch wheels
**Subject to model grade

DIMENSIONS

Unit: mm



MAZDA CX-5

SPECIFICATIONS

MODEL		MAZDA CX-5					
Drivetrain		FWD		i-Activ AWD			
Fuel		Petrol		Petrol			
ENGINE		SKYACTIV-G 2.0		SKYACTIV-G 2.5		SKYACTIV-G 2.5 T	
Type		In-line 4 cylinder 16-valve DOHC S-VT petrol		In-line 4 cylinder 16-valve DOHC S-VT petrol		In-line 4 cylinder 16-valve DOHC S-VT petrol turbo	
Displacement		cc		1,998		2,488	
Bore x stroke		mm		83.5 x 91.2		89.0 x 100.0	
Compression ratio				13.0:1		10.5:1	
Maximum power		kW/rpm		115/6,000		140/6,000	
Maximum torque		Nm/rpm		200/4,000		252/4,000	
Recommended fuel type				Unleaded 91RON or greater (up to E10)		Unleaded 91RON or greater (up to E10)	
Fuel tank capacity		l		56		58	
Fuel consumption (l/100km)*		Combined NEDC		6.9 (7.7)		7.4 (8.2)	
CO ₂ emissions (g/km)*		(3P-WLTP)		161 (179)		172 (191)	
TRANSMISSION		SKYACTIV-DRIVE		SKYACTIV-DRIVE		SKYACTIV-DRIVE	
Type		6-speed automatic		6-speed automatic		6-speed automatic	
Gear ratios	1st	3.552		3.552		3.487	
	2nd	2.022		2.022		1.992	
	3rd	1.452		1.452		1.449	
	4th	1.000		1.000		1.000	
	5th	0.708		0.708		0.707	
	6th	0.599		0.599		0.600	
	Reverse	3.893		3.893		3.990	
Final gear ratio		4.624		4.624		4.411	
STEERING							
Type		Rack and pinion		Rack and pinion		Rack and pinion	
Power steering type		Electric Power-Assisted Steering		Electric Power-Assisted Steering		Electric Power-Assisted Steering	
SUSPENSION							
Type	Front	MacPherson strut		MacPherson strut		MacPherson strut	
	Rear	Multi-link		Multi-link		Multi-link	
BRAKES							
Type	Front	Ventilated discs		Ventilated discs		Ventilated discs	
	Rear	Solid discs		Solid discs		Solid discs	
Diameter	Front	mm	297	297		297	
	Rear	mm	303	303		303	
TYRES & WHEELS							
Tyre size		225/65R17		225/65R17 or 225/55R19**		225/55R19	
Wheel size		17 x 7.0J		17 x 7.0J or 19 x 7.0J**		19 x 7.0J	
Spare wheel		Steel (temporary)		Steel (temporary)		Steel (temporary)	

**Subject to model grade.

*Mazda Fuel Consumption and Emissions figures are based on ADR 81/02 test results under the NEDC test programme. This data is useful in comparing the fuel consumption of different vehicles, however it may not be the fuel consumption achieved in practice. This will depend on traffic and road conditions, accessories fitted and how the vehicle is driven.

Please note that from December 2021 the NZTA has standardised the reporting of all Fuel Consumption and Emissions data based on 3-Phase WLTP, using a formula to convert NEDC to 3P-WLTP. This data will appear on websites such as Rightcar and Fuelsaver.

The details and specifications described are subject to change without notice. Please consult your local Mazda dealer for exact information.

MAZDA CX-5

EQUIPMENT

O: Standard Δ: Optional —: Not available

MODEL		MAZDA CX-5					
Drivetrain		FWD		i-Activ AWD			
Engine		SKYACTIV-G 2.0		SKYACTIV-G 2.5			SKYACTIV-G 2.5 T
Grade		GLX	GSX	GSX	Activ	Limited	Takami
MECHANICAL							
Automatic transmission drive selector	SPORT	O	O	O	O	O	O
	OFF-ROAD	—	—	—	O	—	O
EXTERIOR							
Tyres and wheels	225/65R17 with 17 x 7.0J alloy wheels (Silver metallic)	O	O	O	—	—	—
	225/55R19 with 19 x 7.0J alloy wheels (Black / machined)	—	—	—	O	—	—
	225/55R19 with 19 x 7.0J alloy wheels (Black metallic)	—	—	—	—	O	—
	225/55R19 with 19 x 7.0J alloy wheels (Bright finish)	—	—	—	—	—	O
Headlamps	LED with High Beam Control (HBC) and auto on/off	O	—	—	—	—	—
	LED with Adaptive Front-lighting System (AFS), High Beam Control (HBC) and auto on/off	—	O	O	O	—	—
	Adaptive LED (ALH) with auto on/off	—	—	—	—	O	O
	Daytime running lights	—	LED	LED	LED	LED	LED
Parking Aids	Parking sensors, front and rear	—	O	O	O	O	O
	Reverse camera	O	O	O	O	O	O
	360° View Monitor	—	—	—	—	—	O
Front grille	Black	O	—	—	—	—	—
	Gloss black	—	O	O	—	—	O
	Black, green accent	—	—	—	O	—	—
	Gloss black, red accent and black chrome signature wing	—	—	—	—	O	—
Bumpers and trim	Front & rear body coloured with black wheel arch and bumper moulding	O	O	O	—	—	—
	Front & rear body coloured with black wheel arch and bumper moulding, silver under guard and side skirt trims	—	—	—	O	—	—
	Front & rear body coloured with piano black wheel arch and bumper moulding	—	—	—	—	O	—
	Front & rear body coloured with body colour wheel arch and bumper moulding	—	—	—	—	—	O
Privacy glass	Rear side and rear windows	—	O	O	O	O	O
Exterior mirrors	Body coloured, power adjustment, power folding	O	—	—	—	—	—
	Body coloured, power adjustment, heated, auto folding	—	O	O	—	—	O
	Gloss black, power adjustment, heated, auto folding	—	—	—	O	O	—
Sunroof	Glass, power sliding and tilt	—	—	—	—	O	O
Tailgate operation	Remote operated power tailgate (open/close)	—	—	—	—	O	O

MAZDA CX-5

EQUIPMENT

O: Standard Δ: Optional —: Not available

MODEL		MAZDA CX-5					
Drivetrain		FWD		i-Activ AWD			
Engine		SKYACTIV-G 2.0		SKYACTIV-G 2.5			SKYACTIV-G 2.5 T
Grade		GLX	GSX	GSX	Activ	Limited	Takami
INTERIOR							
Rear view mirror	Auto dimming	—	O	O	O	O	Frameless
Infotainment	AM/FM radio with Radio Data System (RDS)	O	O	O	O	O	O
	Bluetooth® hands-free phone and audio capability	O	O	O	O	O	O
	Audio system	6-speakers	6-speakers	6-speakers	6-speakers	Bose®, 10 speakers	Bose®, 10 speakers
	Infotainment screen	8-inch	10.25-inch	10.25-inch	10.25-inch	10.25-inch	10.25-inch
	Satellite navigation	Δ	O	O	O	O	O
	Apple CarPlay® & Android® Auto	O	O	O	O	O	O
Multi-information meter display	7-inch TFT centre display	—	—	—	O	O	O
Active Driving Display (ADD)	Colour windscreen	O	O	O	O	O	O
Air conditioning	Manual	O	—	—	—	—	—
	Dual zone climate control with rear vents	—	O	O	O	O	O
Steering wheel	Leather	O	O	O	O	O	O
	Paddle shift gear control	—	O	O	O	O	O
	Heated	—	—	—	—	—	O
SEATS							
Interior trim	Cloth	O	—	—	—	—	—
	Maztex / Grand Luxe Synthetic suede	—	O	O	O	—	—
	Leather	—	—	—	—	O	—
	Nappa leather	—	—	—	—	—	O
Seats (front)	Rake, slide, height adjust	Driver & passenger	Driver & passenger	Driver & passenger	Driver & passenger	Passenger	Passenger
	Rake, slide, height, tilt adjust	—	—	—	—	Driver	Driver
	Lumbar adjustment	—	—	—	—	Driver	Driver
	Power adjustment	—	—	—	—	10-way (driver) 6-way (passenger)	10-way (driver) 6-way (passenger)
	Memory function (2-position)	—	—	—	—	Driver	Driver
	Heated	—	—	—	—	O	O
	Ventilated	—	—	—	—	—	O
Seats (rear)	Centre fold down armrest (2nd row)	—	USB & storage	USB & storage	USB & storage	USB & storage	USB & storage
	Heated (2nd row, outer)	—	—	—	—	—	O
	Reclining function (2nd row)	O	O	O	O	O	O
	Split fold backrest (2nd row)	40/20/40	40/20/40	40/20/40	40/20/40	40/20/40	40/20/40

The details and specifications described are subject to change without notice. Please consult your local Mazda dealer for exact information.

MAZDA CX-5

EQUIPMENT

O: Standard Δ: Optional —: Not available

MODEL		MAZDA CX-5					
Drivetrain		FWD		i-Activ AWD			
Engine		SKYACTIV-G 2.0		SKYACTIV-G 2.5			SKYACTIV-G 2.5 T
Grade		GLX	GSX	GSX	Activ	Limited	Takami
SAFETY†							
Airbags SRS	Front (Driver & passenger); Side (front); Curtain (Front & rear)	O	O	O	O	O	O
Anti-lock braking system (ABS)		O	O	O	O	O	O
Blind Spot Monitoring (BSM)		O	O	O	O	O	O
Child restraint anchor points	ISOFIX x2, top tether x3	O	O	O	O	O	O
Cruise Control	Mazda Radar Cruise Control (MRCC) with automatic Stop & Go	O	O	O	O	O	O
Cruising & Traffic Support (CTS)		—	—	—	—	O	O
Driver Attention Alert (DAA)		—	O	O	O	O	O
Dynamic Stablity Control (DSC)		O	O	O	O	O	O
Emergency Stop Signalling system (ESS)		O	O	O	O	O	O
Forward Obstruction Warning (FOW)		O	O	O	O	O	O
Hill Launch Assist (HLA)		O	O	O	O	O	O
Lane-keep Assist System (LAS)	With Lane Departure Warning System (LDWS)	O	O	O	O	O	O
Manual Speed Limiter (MSL)		O	O	O	O	O	O
Rear Cross Traffic Alert (RCTA)		O	O	O	O	O	O
Smart Brake Support (SBS)		O	O	O	O	O	O
Smart City Brake Support (SCBS)	Forward	O	—	—	—	—	—
	Forward & reverse	—	O	O	O	O	O
Traction Control System (TCS)		O	O	O	O	O	O
Traffic Sign Recognition (TSR)		—	O	O	O	O	O
Tyre Pressure Monitoring System (TPMS)		O	O	O	O	O	O

† Driver assist technology only and should not be used in place of skilled and safe driving practices. It is the driver's sole responsibility to monitor vehicle surroundings and conditions and comply with all applicable laws at all times.

MAZDACARE_✓

Mazdacare* is a comprehensive programme designed to make owning your new CX-5 as worry-free as possible.



* Your Mazdacare support programme is effective from the date of first registration.

^Mazda New Zealand covers all routine service maintenance costs including parts, lubricants and labour for the duration of the programme when service is performed by an authorised Mazda Dealer.

†Visit mazda.co.nz/passenger-vehicle-warranty to see full disclosure of items covered by the 5 year/unlimited km New Passenger Vehicle Warranty.

5
YEAR

**GENUINE
SCHEDULED
SERVICING**

5 YEAR/100,000 KILOMETRE SERVICING AT NO EXTRA COST[^]

Your new CX-5 includes 5 years or 100,000km (whichever occurs first) of Mazdacare Genuine Mazda Scheduled Servicing at no extra cost. Each service is carried out by a Mazda factory-trained Service Specialist using the latest in vehicle diagnostic equipment, to help maintain optimum driving performance and protect your investment.

5
YEAR

**UNLIMITED
KILOMETRE
WARRANTY**

5 YEAR/UNLIMITED KILOMETRE NEW VEHICLE WARRANTY[†]

The quality built into your new CX-5 is backed by a 5 year, unlimited kilometre manufacturer's warranty.

- 5 year/unlimited kilometre Comprehensive New Vehicle Warranty.
- 5 year/unlimited kilometre Corrosion and Anti-Perforation Warranty.

5
YEAR

**MAZDA ON CALL
ROADSIDE
ASSISTANCE**

5 YEAR/UNLIMITED KILOMETRE MAZDA ON CALL ROADSIDE ASSISTANCE

Included in your Mazdacare cover is the back-up and motoring support offered through Mazda On Call. Whether it's a flat battery, keys locked in vehicle, accident support or a flat tyre, we've got you covered, anywhere, day or night, any time of the year. Our support centres are ready to help with any advice you may need. Call 0800 800 626.

For more information on Mazdacare, go to mazda.co.nz/services/mazdacare



All care is taken to ensure the accuracy of this brochure at the time of publication. Specifications, features and model availability may vary from Dealer to Dealer and may change without notice. Please refer to mazda.co.nz or consult your Mazda Dealer prior to placing an order to ascertain current information on model availability, specification, options, features and prices. Mazda Motors of New Zealand Limited will not be liable for any loss arising from the information in this brochure, whether in negligence or otherwise. Mazda Motors of New Zealand Limited, PO Box 132057, Sylvia Park, Auckland 1644.

www.mazda.co.nz
January 2023
MZ4900677