



MAZDA3

SPECIFICATIONS

MAZDA3

GRADE OVERVIEW



GSX

SKYACTIV-G 2.0 Front-Wheel Drive



GSX

SKYACTIV-G 2.0 Front-Wheel Drive



GTX

SKYACTIV-G 2.5 Front-Wheel Drive



Limited

SKYACTIV-G 2.5 Front-Wheel Drive



Takami

e-SKYACTIV X 2.0 Front-Wheel Drive

MAZDA3

EXTERIOR AND INTERIOR COLOURS



Soul Red Crystal Metallic (46V)



Machine Grey Metallic (46G)



Snowflake White Pearl Mica (25D)



Jet Black Mica (41W)



Deep Crystal Blue Mica (42M)




Ceramic Metallic (47A)




Polymetal Grey Metallic (47C)




Platinum Quartz Metallic (47S)



Cloth, Black / Grey
GSX, GTX



Leather, Black
Limited, Takami



Leather, Burgundy
Takami (Opt.)

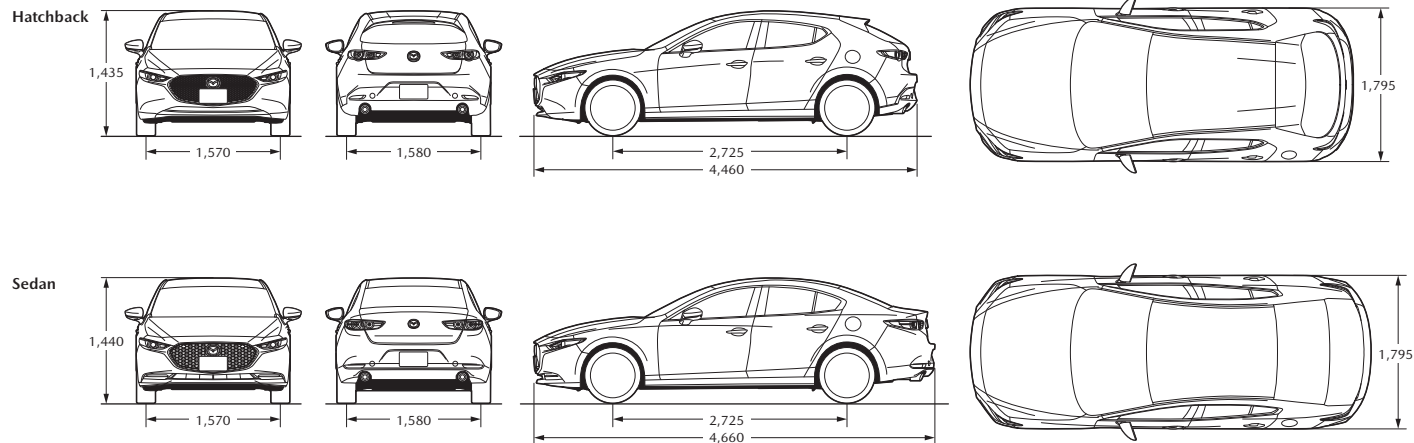
MAZDA3

SPECIFICATIONS

MODEL		MAZDA3				
Body Style		Hatch			Sedan	
Engine		SKYACTIV-G 2.0	SKYACTIV-G 2.5	e-SKYACTIV X 2.0	SKYACTIV-G 2.0	
DIMENSIONS & WEIGHTS						
Overall length		mm	4,460	4,460	4,460	4,660
Overall width (excluding mirrors)		mm	1,795	1,795	1,795	1,795
Overall height		mm	1,435	1,435	1,435	1,440
Wheelbase		mm	2,725	2,725	2,725	2,725
Track	Front / Rear	mm	1,570 / 1,580	1,570 / 1,580	1,570 / 1,580	1,570 / 1,580
Ground clearance	Laden / Unladen	mm	135 / 140	135 / 140	135 / 140	135 / 140
Turning circle	Kerb to kerb	m	10.6	10.6	10.6	10.6
Luggage capacity (VDA)	All seats upright, up to window line	l	295	295	295	444
	2nd-row seats folded down, up to roof	l	987	987	987	1,132
Gross vehicle mass (GVM)		kg	1,870	1,910	1,967	1,866
Kerb weight - total		kg	1,414	1,415 - 1,425**	1,485	1,408
Towing capacity	Unbraked / Braked	kg	600 / 1,200	600 / 1,200	600 / 1,200	600 / 1,200
Tow-ball download maximum		kg	80	80	80	80

**Subject to model grade

DIMENSIONS



MAZDA3

SPECIFICATIONS

MODEL		MAZDA3		
Drivetrain		FWD		
Fuel		Petrol		
ENGINE		SKYACTIV-G 2.0	SKYACTIV-G 2.5	e-SKYACTIV X 2.0
Type		In-line, 4-cylinder DOHC, 16-valve	In-line, 4-cylinder DOHC, 16-valve	In-line, 4-cylinder DOHC, 16-valve
Displacement	cc	1,998	2,488	1,998
Bore x stroke	mm	83.5 x 91.2	89.0 x 100.0	83.5 x 91.2
Compression ratio		13.0:1	13.0:1	15.0:1
Maximum power	kW/rpm	114/6,000	139/6,000	132/6,000
Maximum torque	Nm/rpm	200/4,000	252/4,000	224/3,000
Recommended fuel type		Unleaded 91RON or greater (up to E10)	Unleaded 91RON or greater (up to E10)	Unleaded 95RON or greater
Fuel tank capacity	l	51	51	51
Fuel consumption (l/100km)*	Combined NEDC (3P-WLTP)	5.9 (6.6) Hatch / 5.8 (6.4) Sedan	6.6 (7.3) Hatch	5.5 (6.1)
CO2 emissions (g/km)*		138 (153) Hatch / 136 (151) Sedan	154 (171) Hatch	135 (150)
TRANSMISSION				
Type		6-speed automatic	6-speed automatic	6-speed automatic
Gear ratios	1st	3.552	3.552	3.552
	2nd	2.022	2.022	2.022
	3rd	1.347	1.347	1.347
	4th	1.000	1.000	1.000
	5th	0.745	0.745	0.745
	6th	0.599	0.599	0.599
	Reverse	3.052	3.052	3.052
Final gear ratio		3.850	3.850	4.367
STEERING				
Type		Rack and pinion	Rack and pinion	Rack and pinion
Power steering type		Electric Power-Assisted Steering	Electric Power-Assisted Steering	Electric Power-Assisted Steering
SUSPENSION				
Type	Front	MacPherson strut	MacPherson strut	MacPherson strut
	Rear	Torsion-beam axle	Torsion-beam axle	Torsion-beam axle
BRAKES				
Type	Front	Ventilated discs	Ventilated discs	Ventilated discs
	Rear	Solid discs	Solid discs	Solid discs
Diameter	Front	mm 295	295	295
	Rear	mm 265	265	265
TYRES & WHEELS				
Tyre size		205/60R16	215/45R18	215/45R18
Wheel size		16 x 6.5J	18 x 7.0J	18 x 7.0J
Spare wheel		Steel (temporary)	Steel (temporary)	Steel (temporary)

**Subject to model grade.

*Mazda Fuel Consumption and Emissions figures are based on ADR 81/02 test results under the NEDC test programme. This data is useful in comparing the fuel consumption of different vehicles, however it may not be the fuel consumption achieved in practice. This will depend on traffic and road conditions, accessories fitted and how the vehicle is driven.

Please note that from December 2021 the NZTA has standardised the reporting of all Fuel Consumption and Emissions data based on 3-Phase WLTP, using a formula to convert NEDC to 3P-WLTP. This data will appear on websites such as Rightcar and Fuelsaver. The details and specifications described are subject to change without notice. Please consult your local Mazda dealer for exact information.

MAZDA3

EQUIPMENT

O: Standard Δ: Optional —: Not available

MODEL		MAZDA3				
Body Style		Hatch			Sedan	
Drivetrain		FWD				FWD
Engine		SKYACTIV-G 2.0	SKYACTIV-G 2.5		e-SKYACTIV X 2.0	SKYACTIV-G 2.0
Grade		GSX	GTX	Limited	Takami	GSX
MECHANICAL						
Automatic transmission drive selector SPORT		O	O	O	O	O
EXTERIOR						
Tyres and wheels	205/60R16 with 16 x 6.5J alloy wheels (Silver metallic)	O	—	—	—	O
	215/45R18 with 18 x 7.0J alloy wheels (Grey metallic)	—	O	O	—	—
	215/45R18 with 18 x 7.0J alloy wheels (Black metallic)	—	—	—	O	—
Headlamps	LED with High Beam Control (HBC) and auto on/off	O	O	—	—	O
	Adaptive LED (ALH) with auto on/off function	—	—	O	O	—
	Daytime running lights	Halogen	Halogen	LED	LED	Halogen
Parking Aids	Parking sensors, rear	O	—	—	—	O
	Parking sensors, front and rear	—	O	O	O	—
	Reverse camera	O	O	O	O	O
	360° View Monitor	—	—	—	O	—
Front grille	Black	—	—	—	—	O
	Gloss black with black signature wing	O	O	O	O	—
Bumpers and trim	Front & rear body coloured with black lower bumper mouldings	O	O	O	O	O
Privacy glass	Rear side and rear windows	O	O	O	O	O
Exterior mirrors	Body coloured, power adjustment, auto folding	O	—	—	—	O
	Body coloured, power adjustment, heated, auto folding	—	O	—	—	—
	Body coloured, power adj, heated, auto fold & dim (driver)	—	—	O	O	—
Sunroof	Glass, power sliding and tilt	—	—	O	O	—

MAZDA3

EQUIPMENT

O: Standard Δ: Optional —: Not available

MODEL		MAZDA3				
Body Style		Hatch			Sedan	
Drivetrain		FWD				FWD
Engine		SKYACTIV-G 2.0	SKYACTIV-G 2.5		e-SKYACTIV X 2.0	SKYACTIV-G 2.0
Grade		GSX	GTX	Limited	Takami	GSX
INTERIOR						
Rear view mirror	Auto dimming	—	O	O	Frameless	—
Infotainment	AM/FM radio with Radio Data System (RDS)	O	O	O	O	O
	Bluetooth® hands-free phone and audio capability	O	O	O	O	O
	Audio system	8-speakers	8-speakers	Bose®, 12 speakers	Bose®, 12 speakers	8-speakers
	Infotainment screen	8.8-inch	8.8-inch	10.25-inch	10.25-inch	8.8-inch
	Satellite navigation	O	O	O	O	O
	Apple CarPlay® & Android® Auto	O	O	O	O	O
	Wireless phone charging (Qi)	—	—	O	O	—
Multi-information meter display	7-inch TFT centre display	O	O	O	O	O
Active Driving Display (ADD)	Colour windscreen	O	O	O	O	O
Air conditioning	Manual	O	—	—	—	O
	Dual zone climate control with rear vents	—	O	O	O	—
Steering wheel	Leather	O	O	O	O	O
	Paddle shift gear control	—	—	O	O	—
	Heated	—	—	—	O	—
SEATS						
Interior trim	Cloth	O	O	—	—	O
	Leather	—	—	O	O	—
Seats (front)	Rake, slide, height adjust	Passenger	Passenger	Passenger	Passenger	Passenger
	Rake, slide, height, tilt adjust	Driver	Driver	Driver	Driver	Driver
	Lumbar adjustment	—	—	Driver	Driver	—
	Power adjustment	—	—	10-way with 2-position memory (driver)	10-way with 2-position memory (driver)	—
	Heated	—	—	O	O	—
Seats (rear)	Centre fold down armrest (2nd row)	O	O	O	O	O
	Split fold backrest (2nd row)	60/40	60/40	60/40	60/40	60/40

MAZDA3

EQUIPMENT

O: Standard Δ: Optional —: Not available

MODEL		MAZDA3				
Body Style		Hatch			Sedan	
Drivetrain		FWD				FWD
Engine		SKYACTIV-G 2.0	SKYACTIV-G 2.5		e-SKYACTIV X 2.0	SKYACTIV-G 2.0
Grade		GSX	GTX	Limited	Takami	GSX
SAFETY†						
Airbags SRS	Front (Driver & passenger); Side (Front); Curtain (Front & rear); Knee (driver)	O	O	O	O	O
Anti-lock Braking System (ABS)		O	O	O	O	O
Blind Spot Monitoring (BSM)		O	O	O	O	O
Child restraint anchor points	ISOFIX x2, top tether x3	O	O	O	O	O
Cruise Control	Mazda Radar Cruise Control (MRCC) with Stop & Go function	O	O	O	O	O
Cruising & Traffic Support (CTS)		—	—	O	O	—
Driver Attention Alert (DAA)		O	O	O	O	O
Dynamic Stability Control (DSC)		O	O	O	O	O
Emergency Stop Signalling system (ESS)		O	O	O	O	O
Front Cross Traffic Alert (FCTA)		—	—	O	O	—
Forward Obstruction Warning (FOW)		O	O	O	O	O
Hill Launch Assist (HLA)		O	O	O	O	O
Intelligent Speed Assistance (ISA)		O	O	O	O	O
Lane-keep Assist System (LAS)	With Lane Departure Warning System (LDWS)	O	O	O	O	O
Rear Cross Traffic Alert (RCTA)		O	O	O	O	O
Smart Brake Support (SBS)	Forward (with pedestrian and cycle detection)	O	O	O	O	O
	Forward (with pedestrian and cycle detection) & reverse	—	O	O	O	—
	Rear Crossing (SBS-RC)	—	O	O	O	—
Smart City Brake Support (SCBS)	Forward (with pedestrian and cycle detection)	O	O	O	O	O
	Forward (with pedestrian and cycle detection) & reverse	—	O	O	O	—
Traction Control System (TCS)		O	O	O	O	O
Traffic Sign Recognition (TSR)		O	O	O	O	O
Tyre Pressure Monitoring System (TPMS)		O	O	O	O	O

† Driver assist technology only and should not be used in place of skilled and safe driving practices. It is the driver's sole responsibility to monitor vehicle surroundings and conditions and comply with all applicable laws at all times.

MAZDACARE

Mazdacare* is a comprehensive programme designed to make owning your new Mazda3 as worry-free as possible.



5
YEAR
**GENUINE
SCHEDULED
SERVICING**

5 YEAR/100,000 KILOMETRE SERVICING AT NO EXTRA COST[^]

Your new Mazda3 includes 5 years or 100,000km (whichever occurs first) of Mazdacare Genuine Mazda Scheduled Servicing at no extra cost. Each service is carried out by a Mazda factory-trained Service Specialist using the latest in vehicle diagnostic equipment, to help maintain optimum driving performance and protect your investment.

5
YEAR
**UNLIMITED
KILOMETRE
WARRANTY**

5 YEAR/UNLIMITED KILOMETRE NEW VEHICLE WARRANTY[†]

The quality built into your new Mazda3 is backed by a 5 year, unlimited kilometre manufacturer's warranty.

- 5 year/unlimited kilometre Comprehensive New Vehicle Warranty.
- 5 year/unlimited kilometre Corrosion and Anti-Perforation Warranty.

5
YEAR
**MAZDA ON CALL
ROADSIDE
ASSISTANCE**

5 YEAR/UNLIMITED KILOMETRE MAZDA ON CALL ROADSIDE ASSISTANCE

Included in your Mazdacare cover is the back-up and motoring support offered through Mazda On Call. Whether it's a flat battery, keys locked in vehicle, accident support or a flat tyre, we've got you covered, anywhere, day or night, any time of the year. Our support centres are ready to help with any advice you may need. Call 0800 800 626.

* Your Mazdacare support programme is effective from the date of first registration.

[^]Mazda New Zealand covers all routine service maintenance costs including parts, lubricants and labour for the duration of the programme when service is performed by an authorised Mazda Dealer.

[†]Visit mazda.co.nz/passenger-vehicle-warranty to see full disclosure of items covered by the 5 year/unlimited km New Passenger Vehicle Warranty.

For more information on Mazdacare, go to mazda.co.nz/services/mazdacare



All care is taken to ensure the accuracy of this brochure at the time of publication. Specifications, features and model availability may vary from Dealer to Dealer and may change without notice. Please refer to mazda.co.nz or consult your Mazda Dealer prior to placing an order to ascertain current information on model availability, specification, options, features and prices. Mazda Motors of New Zealand Limited will not be liable for any loss arising from the information in this brochure, whether in negligence or otherwise. Mazda Motors of New Zealand Limited, PO Box 132057, Sylvia Park, Auckland 1644.

www.mazda.co.nz
June 2023
MZ4900684