



Nissan Pathfinder

Prepare to be moved



The Nissan Pathfinder boasts a combination of versatile design, comfortable seating across three rows, cutting edge technology and a broad suite of the latest Nissan Intelligent Mobility safety features.

With a powerful V6 engine, 9-speed automatic transmission and Intelligent 4x4<sup>\*</sup> with seven drive and terrain modes<sup>\*</sup>, it's no longer about where you adventure; but who you are when you come home.

The Nissan Pathfinder. Prepare to be moved.



\*Available on 4x4 models only.  
Pathfinder Ti-L model shown with premium paint and black painted roof available at extra cost.



## 3.5L V6 Petrol engine

The impressive 3.5L V6 petrol engine offers dynamic performance at every turn. With 202kW power and 340Nm of torque on tap, you'll feel confident on the road, from overtaking at highway speeds to hauling the family with toys in tow.

## 9-speed automatic transmission

With steering wheel mounted paddle shifters, you're able to feel the quick response and enhanced control from the 9-speed automatic transmission at your fingertips. Made with fuel efficiency in mind.

## Towing

With all that power comes great towing capacity. Nissan Pathfinder puts you in control of 2,700kg maximum braked towing capacity\* so you can bring more of your favourites, and return to rugged.

Pathfinder Ti-L model shown with premium paint, black painted roof and optional accessories available at extra cost.  
\* Towing capacity is subject to towbar/towball capacity and is based on the fitment of a Genuine Nissan towbar. Towing capacity figure described is a maximum figure. Actual towing capacity depends on the laden mass of the vehicle, driving conditions, fitment of any accessories or towing equipment limitations including the maximum towball download. The maximum towball download for this vehicle is 270kg.





# Intelligent 4x4

More grip means less slip. Pathfinder's Intelligent 4x4\* system features a direct coupling system that delivers enhanced traction paired with precise and stable handling. You'll enjoy immediate and responsive traction with minimal wheel slippage.

# Dial in adventure

Select one of up to seven drive and terrain modes on 4x4 models, each specifically designed to match the environment – whether that's snow, sand, mud or towing. Select Auto mode for everyday driving, Sport mode for overtaking, or Eco mode to help you maximize efficiency.



SPORT

TOW

ECO




SNOW

SAND

MUD / RUT

## Hill Start Assist^ and Hill Descent Control^^

When you travel steeper paths, Hill Start Assist^ helps prevent rollback on inclines whilst Hill Descent Control^^ helps you descend steep grades at a controlled speed.



\*Available on 4x4 models only.  
Pathfinder TI-L model shown with premium paint, black painted roof and optional accessories available at extra cost.  
^Driver's aid(s) only, not a substitute for safe driving. Always monitor your surroundings when driving.



# ProPILOT<sup>Δ</sup>

ProPILOT<sup>Δ</sup> allows you to enjoy your highway commute by automatically keeping up with traffic flow and helping keep you centered in your lane through a combination of automated steering, acceleration and braking. This intelligent safety technology helps ease driver workload in heavy highway traffic and long commutes at the push of a button.



## Intelligent Around View<sup>®</sup> Monitor with Moving Object Detection<sup>\*</sup>

Keep your pride and your wheels intact. The Intelligent Around View<sup>®</sup> Monitor makes parking easier with a virtual composite 360 degree birds-eye view of your Pathfinder. You can select front, rear and curb side views for a better look. The system also gives you an on-screen alert when it detects moving objects near your vehicle.

## Intelligent Rear View Mirror<sup>^</sup>

Rear view mirrors are simple and effective. But when you're driving around the entire family, or loaded up with cargo, there are limitations to what you can see. Using a camera installed at the rear of the vehicle, this technology allows the driver to switch between regular mirror view and the digital view fed by a camera. The camera view displayed on the screen mimics the appearance of a traditional mirror, but without potential obstructions.

<sup>Δ</sup> ProPILOT cannot prevent collisions. It is the driver's responsibility to be in control of the vehicle at all times. Always monitor traffic conditions and keep both hands on the steering wheel. System operates only when lane markings are detected. Does not function in all weather, traffic and road conditions. System has limited control capability and the driver may need to steer, brake or accelerate at any time to maintain safety.

<sup>\*</sup> Driver's aid(s) only. It cannot completely cover blind spots and may not detect moving objects.

Always check surroundings before moving vehicle.

<sup>^</sup> Ti-L model only. Driver's aid only, not a substitute for safe driving. Always monitor your surroundings when driving.





## Call it protective instinct.

Be surrounded with the suite of Nissan Intelligent Mobility safety features that can monitor in front, behind and on either side of your Pathfinder and can step in when you need it most.



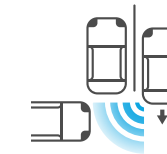
### Intelligent Emergency Braking

By monitoring speed and distance between your Pathfinder and the vehicle ahead, Intelligent Emergency Braking\* can automatically engage the Pathfinder's brakes to help avoid a frontal collision or lessen the severity of an impact. And when it detects a pedestrian in the crosswalk, it can stop you in your tracks.



### Intelligent Rear Automatic Braking

Like having eyes in the back of your head, Pathfinder watches for stationary items behind you that may be hidden from your view. Large or small, Intelligent Rear Automatic Braking\* will detect objects before they are viewable in the rear-view mirror. And it assists in collision avoidance by warning the driver and braking automatically when there is a risk of collision.



### Rear Cross Traffic Alert

Perfect for tight parking lots. Rear Cross Traffic Alert\* assists the driver in avoiding a collision by warning the driver of vehicles approaching from either side when reversing, making sure every angle is covered.



### Intelligent Blind Spot Intervention

Blind spots are a thing of the past, as Pathfinder can determine whether it's safe to change lanes. If there is a vehicle detected when changing lanes, Intelligent Blind Spot Intervention\* can gently apply braking force to help move you back to your lane.



### Intelligent Lane Intervention

Stay between the lines. When lane markings are clear, Intelligent Lane Intervention\* can detect if you're straying out of your lane and can tap the brakes to help gently guide you back.

\* Driver's aid(s) only, not a substitute for safe driving.  
Always monitor your surroundings when driving.



## Ruggedly designed

The Nissan Pathfinder has been designed from the ground up to convey a sense of strength and capability.

This authentic look features a wide stance, strong Nissan V-motion front grille, wheel arch flares and short front overhang.

An optional black painted roof\* is available, and a bold satin chrome 'Pathfinder' badge rests proudly across the width of the tailgate to complete the rugged design.



\*Premium paint and black painted roof available at additional cost.



# The best view from every seat

The Nissan Pathfinder range lets you choose from an 8-seat cabin configuration (2:3:3) on ST-L & Ti models or opt for the 7-seat cabin configuration (2:2:3) on Ti-L models featuring second-row captains chairs. Prepare to go offline in an interior crafted to feel like a sanctuary after long days out.



## A Second row captains chairs

Captains chairs, standard on the Ti-L model, bring first-class comfort to the second row. The centre console provides loads of extra storage space, and can be removed to allow easy access to the third row seats.

## B EZ FLEX® seating system

No more musical chairs just to load up the family. The EZ FLEX® seating system features Latch and Glide® that makes for easy access to the third-row seats. Just push a button, and the seat automatically tilts and glides forward – even if there’s a child seat attached – and works from both sides of the vehicle.

## C Tri-zone automatic climate control & rear-door sunshades

The Nissan Pathfinder makes it easy to achieve the optimal cabin environment for any situation. Standard tri-zone automatic climate control means you and your co-pilots can find comfort with three individual temperature controls. Those in the second row can set their own temperature too. Built-in sliding rear-door sunshades are standard on Ti & Ti-L models to help remove the heat from direct sunlight.

> Latch element of the Latch and Glide® Technology requires ISOFIX compatible child seats. Do not perform the slide forward function with the child restraint system occupied.





## Cutting edge displays and connectivity

The available 12.3" Advanced Drive-Assist® Display instrument cluster\* features digital gauges and is fully customizable, letting you pull up a map display, turn-by-turn directions, driving-aid information and much more via steering wheel mounted controls.



## 9.0" touchscreen display with satellite navigation

Big, bold, and easy to read. A 9.0" touchscreen display with satellite navigation is standard across the Pathfinder range, so you can map your road trips easily and in high-definition. Android Auto™ device mirroring is standard, as well as wireless Apple CarPlay®^, meaning you no longer have to plug-in your iPhone®.



## Bose® 13 speaker premium audio system~

You choose the soundtrack, and the Pathfinder will make sure it sounds great through the Bose® premium audio system. Custom engineered for the Pathfinder interior, it surrounds you in excellent sound pouring out through 13 speakers — including a dual subwoofer.



## 10.8" Head-Up Display

Eyes on the road, and the stats. The 10.8" Head-Up Display serves essential information, including speed, next-turn directions and more, which are projected onto your windshield, keeping your eyes on the road ahead.

~ Ti & Ti-L models only.

\* Ti-L model only.

^ CarPlay is a registered trademark of Apple Inc. Android Auto is a trademark of Google LLC. Compatible device required. Wired connections require a USB connection.



# ST-L



## ST-L standard features

- 3.5L V6 petrol engine
  - 9-speed automatic transmission
  - 8-seat configuration (2:3:3)
  - ProPILOT<sup>+</sup>
  - Intelligent Around View<sup>®</sup> Monitor with Moving Object Detection
  - Intelligent Forward Collision Warning
  - Intelligent Emergency Braking with junction assist & pedestrian/cyclist detection
  - Intelligent Rear Automatic Braking & Rear Cross Traffic Alert
  - Blind Spot Warning & Intelligent Blind Spot Intervention
  - Lane Departure Warning & Intelligent Lane Intervention
  - Intelligent Cruise Control
- Tri-zone climate control
  - 10.8" Head-Up Display
  - 9.0" touchscreen display
  - 7.0" TFT Advanced Drive-Assist<sup>®</sup> Display instrument cluster
  - Satellite navigation
  - Wireless Apple CarPlay<sup>®</sup><sup>^</sup> & wired Android Auto<sup>™</sup><sup>^</sup>
  - Rear view camera & rear parking sensors
  - EZ FLEX<sup>®</sup> seating system with Latch and Glide<sup>®></sup>
  - 18" dark painted alloy wheels
  - Heated front seats

## Optional features:

- Intelligent 4x4 with seven drive & terrain modes

<sup>+</sup> ProPILOT cannot prevent collisions. It is the driver's responsibility to be in control of the vehicle at all times. Always monitor traffic conditions and keep both hands on the steering wheel. System operates only when lane markings are detected. Does not function in all weather, traffic and road conditions. System has limited control capability and the driver may need to steer, brake or accelerate at any time to maintain safety.

<sup>^</sup> CarPlay is a registered trademark of Apple Inc. Android Auto is a trademark of Google LLC. Compatible device required. Wired connections require a USB connection.

<sup>></sup> Latch element of the Latch and Glide Technology requires ISOFIX compatible child seats. Do not perform the slide forward function with the child restraint system occupied.

<sup>°</sup> Compatible device required.

<sup>#</sup> Premium and two-tone paint available at extra cost.

<sup>\*</sup> Leather-accented features and upholstery may contain synthetic material. Minor trim variations may occur from time to time. Leather-accented seat trim applies to first & second rows only. Third row synthetic leather-look.

# Ti



## Ti includes ST-L features plus / or:

- Cloth and leather-accented\* seat trim (third row synthetic leather look)
- Bose<sup>®</sup> 13 speaker premium audio system including dual subwoofer
- Wireless smartphone charger<sup>°</sup>
- Built-in rear door sunshades
- Automatic dimming rear view mirror
- Heated second row outboard seats
- 18" machine finished alloy wheels
- Silver roof rails
- USB charging port for third row

## Optional features:

- Intelligent 4x4 with seven drive & terrain modes
- Two-tone black painted roof<sup>#</sup>

# Ti-L



## Ti-L includes Ti features plus / or:

- Intelligent 4x4 with seven drive & terrain modes
- 7-seat configuration (2:2:3) with second row captains chairs
- Quilted leather-accented\* seat trim (third row synthetic leather look)
- Ventilated front seats
- Tilt & slide power sunroof with panoramic glass roof
- 12.3" TFT Advanced Drive-Assist<sup>®</sup> Display instrument cluster
- Intelligent Rear View Mirror
- Automatic rain sensing wipers
- 20" machine finished alloy wheels
- Chrome exterior accents
- Ambient interior lighting
- Memory system (driver seat, steering wheel & door mirrors)


## Optional features:

- Two-tone black painted roof<sup>#</sup>




CHOOSE YOUR EXTERIOR PAINT COLOUR


SINGLE TONE COLORS




Super Black




Glacier White




Brilliant Silver<sup>#</sup>




Gun Metallic<sup>#</sup>



Scarlet Ember<sup>#</sup>




Ivory Pearl<sup>#</sup>



Deep Ocean Blue Pearl<sup>#</sup>


TWO TONE COLORS



Ivory Pearl with black roof<sup>#~</sup>



Scarlet Ember with black roof<sup>#~</sup>



Gun Metallic with black roof<sup>#~</sup>



Boulder Grey with black roof<sup>#~</sup>

Refer to specifications at rear of brochure for paint applicability across models.

CHOOSE YOUR INTERIOR TRIM



ST-L  
Black cloth seat trim



Ti  
Cloth and leather-accented<sup>\*</sup> seat trim  
(synthetic leather-look third row)



Ti-L  
Quilted leather-accented<sup>\*</sup> seat trim  
(synthetic leather-look third row)

<sup>#</sup> Premium paint available at extra cost.  
<sup>~</sup> Black painted roof available at additional cost.  
<sup>\*</sup> Leather-accented features and upholstery may contain synthetic material. Minor trim variations may occur from time to time. Leather-accented seat trim applies to first & second rows only. Third row synthetic leather-look. Nissan has taken care to ensure that the colour swatches presented here are the closest possible representations of actual vehicle colours. Swatches may vary slightly due to the printing process and whether viewed in daylight, fluorescent or incandescent light. Please see the actual colours at your local Nissan Dealer.

OWNERSHIP

A complete ownership experience to help you get the most out of your Nissan. It includes the following:

NISSAN CAPPED PRICE SERVICE

All Nissan vehicles first registered from 1 January 2018 are eligible for Nissan Capped Price Service\*. As part of this servicing program, we’ve capped the maximum price you’ll pay for the first six services according to your vehicle’s service schedule\*.

FACTORY-TRAINED TECHNICIANS

Using dedicated diagnostic equipment and Nissan Genuine Parts they’ll keep your vehicle in top condition.

5 YEAR/UNLIMITED KILOMETRE WARRANTY

Receive assurance with a 5 year/unlimited kilometre warranty<sup>^</sup>.

5 YEAR 24/7 ROADSIDE ASSISTANCE

No matter where you’re planning to journey, you’ll have the peace of mind of knowing that if you lock your keys in the car, have a flat tyre or battery, or run out of fuel, we’ll help get you back on the road at no charge<sup>†</sup>.

NISSAN GENUINE ACCESSORIES

Your Nissan Dealer can show you a variety of Nissan Genuine Accessories to protect, enhance and personalise your Pathfinder.

FINANCIAL SERVICES

Choose from a range of finance options at very competitive rates and terms, as well as various insurance solutions to protect you and your vehicle.

OPTIONAL PRE-PAID MAINTENANCE PLANS

Our optional Pre-paid Maintenance Plan takes the hassle out of budgeting for scheduled service costs over time, instead offering you the convenience of a one-off payment when you purchase your new Nissan vehicle.

<sup>\*</sup> Ask your Nissan Dealer to explain exactly what items are covered in each Scheduled Service. Applies for the first 6 services for 6 years / 90,000km (whichever occurs first). Some exclusions apply. Ask your Nissan Dealer or visit [nissan.com.au/service](https://nissan.com.au/service) to find out more and for full terms and conditions.  
<sup>^</sup> New Vehicle Warranty expires 60 months from date of first registration. Conditions apply. See [nissan.com.au/warranty](https://nissan.com.au/warranty) for more details. NOTE: Our goods come with guarantees that cannot be excluded under the Australian Consumer Law. You are entitled to a replacement or refund for a major failure and compensation for any other reasonably foreseeable loss or damage. You are also entitled to have the goods repaired or replaced if goods fail to be of acceptable quality and the failure does not amount to a major failure.  
<sup>†</sup> Terms and conditions apply, please visit [nissan.com.au/roadsideassistance](https://nissan.com.au/roadsideassistance).



Your weekend  
adventure awaits

Pathfinder Ti-L model shown with premium paint, black painted roof and optional accessories available at extra cost.

Why Choose Genuine?



Safety

Your safety is our priority. That's why we put Nissan Genuine Accessories through thousands of hours of testing.



Reliability

Nissan Genuine Accessories are made for reliability and are covered by the Nissan New Vehicle Warranty.\*



Perfect Fit

Crafted to fit your Nissan perfectly, Nissan Genuine Accessories ensure optimum performance.



Future Proof

Nissan Genuine Accessories keep your vehicle complete and help maintain its resale value.

\*Warranty: Nissan Genuine Accessories are built to Nissan's exacting quality standards and are backed by the confidence of Nissan's five (5) year unlimited kilometre New Vehicle Warranty when fitted to a vehicle in a Nissan authorised workshop at the time of vehicle purchase. If purchased after delivery of the vehicle and fitted by an authorised Nissan Dealer, Nissan Genuine Accessories will be covered by Nissan's one (1) year or 20,000km warranty or balance of the New Vehicle Warranty (whichever is greater). Nissan Genuine Accessories purchased over the counter are covered from sale date by Nissan's one (1) year or 20,000km warranty (whichever occurs first).

Note: Our goods come with guarantees that cannot be excluded under the Australian Consumer Law. The customer is entitled to a replacement or refund for a major failure and compensation for any other reasonably foreseeable loss or damage. The customer is also entitled to have the goods repaired or replaced if goods fail to be of acceptable quality and the failure does not amount to a major failure.

Nissan Genuine Accessories

Personalise your Nissan Pathfinder with our range of Nissan Genuine Accessories, designed to add style, functionality and protection.

Style

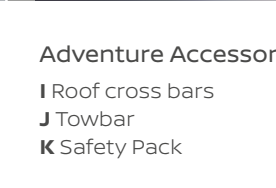

Featuring black accented badging, a black V motion grille, smoked door side finisher and side steps, the Style pack adds both a stylish and functional finish to the exterior of your new Nissan Pathfinder.

Protect

Featuring a rear protection tray, front & rear mud guards, a rear bumper protector and a first aid kit, keep your Nissan Pathfinder in new condition for longer with the Protect Pack.

Adventure

The Pathfinder Adventure pack is purpose built for epic weekend adventures and includes a Towbar, Roof Cross Bars and a Safety Pack.



Style Accessory Pack

- A** Black V-Motion grille
- B** Black badging
- C** Smoked door side moulding
- D** Side steps

Protect Accessory Pack

- E** Rear protection tray
- F** Front & rear mud guards
- G** Rear bumper protector
- H** First aid kit (not pictured)

Adventure Accessory Pack

- I** Roof cross bars
- J** Towbar
- K** Safety Pack

Accessory Pack contents may differ depending on model grade. Additional costs may apply. Recommended fit price may differ between Dealers. Please refer to your Nissan Dealer for model applicability & recommended fit price.



Specifications

	ST-L	Ti	Ti-L
Engine			
3.5 Litre DOHC 24-valve direct injection V6 petrol engine	•		
Power (kW @ rpm)	202 @ 6,400		
Torque (Nm @ rpm)	340 @ 4,800		

Drivetrain			
9-speed automatic transmission with paddle shifters	•	•	•
Electronic shift by wire	•	•	•
Front wheel drive (FWD)	•	•	
Drive mode selector with 5 modes	•	•	
Intelligent 4x4	◦	◦	•
Drive & terrain mode selector with 7 modes	• (4x4 only)	• (4x4 only)	•

Fuel (FWD/4x4)			
Fuel tank capacity (Litres)	71		
Fuel consumption (Litres/100km combined cycle) <sup>Δ</sup> (FWD / 4x4)	10 / 10.5		10.5
CO2 emission (g/km combined cycle) <sup>Δ</sup> (FWD / 4x4)	234 / 245		245

Brakes			
Front & rear disc brakes	•	•	•
Anti-Lock Braking System (ABS)	•	•	•
Electronic brake force distribution	•	•	•
Brake assist	•	•	•
Electronic parking brake	•	•	•
Hill Start Assist	•	•	•
Hill Descent Control	◦ (4x4 only)	◦ (4x4 only)	•

Suspension and steering			
Independent front suspension	•	•	•
Independent multi-link rear suspension	•	•	•
Front & rear stabiliser bars	•	•	•
Dual pinion electric power steering	•	•	•

Weights (FWD/4x4)			
Gross vehicle mass (kg) <sup>ρ</sup>	2,750		
Kerb mass† (kg)	1,983 / 2,052	1,980 / 2,044	2,083
Maximum unbraked towing capacity* (kg)	750		
Maximum braked towing capacity* (kg)	2,700		
Maximum towball download* (kg)	270		
Maximum roof load (kg)	74		

Dimensions			
Exterior			
Overall length (mm)	5,004		
Overall width (mm, without mirrors)	1,978		
Overall height (mm, to antenna)	1,802		1,798
Wheelbase (mm)	2,900		
Track width (mm, front and rear)	1,700		

Specifications

	ST-L	Ti	Ti-L
Ground clearance (mm, unladen)	178		181
Turning circle (m, curb-to-curb)	11.8		
Interior (1st/2nd/3rd row)			
Head room (mm)	1,075 / 1,008 / 961		1,046 / 976 / 961
Leg room (mm)	1,126 / 902 / 712		
Shoulder room (mm)	1,545 / 1,515 / 1,485		
Hip room (mm)	1,482 / 1,430 / 1,187		
Cargo capacity: second & third row upright (Litres)	205		
Cargo capacity: second row upright/third row folded flat (Litres)	554		
Cargo capacity: second & third row folded flat (Litres)	782		

Safety and security			
Intelligent Around View® Monitor with Moving Object Detection	•	•	•
ProPILOT+	•	•	•
Rear view camera	•	•	•
Rear parking sensors	•	•	•
Front parking sensors	•	•	•
Intelligent Forward Collision Warning	•	•	•
Intelligent Emergency Braking with junction assist & pedestrian/cyclist detection	•	•	•
Intelligent Rear Automatic Braking	•	•	•
Rear Cross Traffic Alert	•	•	•
Blind Spot Warning	•	•	•
Intelligent Blind Spot Intervention	•	•	•
Lane Departure Warning	•	•	•
Intelligent Lane Intervention	•	•	•
Intelligent Driver Alert	•	•	•
Intelligent Cruise Control	•	•	•
Traffic Sign Recognition	•	•	•
Tyre Pressure Monitoring System	•	•	•
Trailer sway control	•	•	•
Vehicle Dynamic Control (VDC) with Traction Control System (TCS)	•	•	•
Rear seat (door) alert	•	•	•
Vehicle security system	•	•	•
Temporary use spare wheel and tyre	•	•	•
Airbags			
Front seat airbags (driver & passenger)	•	•	•
Seat side airbags (driver & passenger, second row outboard)	•	•	•
Front row far side airbag (centre)	•	•	•
Side curtain airbags (all rows)	•	•	•

Audio and connectivity			
9.0" touchscreen display	•	•	•
Satellite navigation	•	•	•
Wireless Apple CarPlay®^ & wired Android Auto™^	•	•	•
Wireless smartphone charger <sup>ρ</sup>		•	•
Bluetooth® phone & audio streaming	•	•	•
Voice recognition	•	•	•
6 speaker audio system	•		



Specifications

	ST-L	Ti	Ti-L
Bose® 13 speaker premium audio system including dual subwoofer		•	•
AM/FM radio	•	•	•
DAB+ digital Radio	•	•	•
4 USB   instrument panel (data & charge): 1 x USB-A, 1 x USB-C   second row (charge only): 1 x USB-A, 1 x USB-C	•		
5 USB   instrument panel (data & charge): 1 x USB-A, 1 x USB-C   second row (charge only): 1 x USB-A, 1 x USB-C   third row (charge only): 1 x USB-A		•	•
2 12V outlets (1 x instrument panel, 1 x cargo area)	•	•	•

Comfort and convenience			
7.0" TFT Advanced Drive-Assist® Display instrument cluster	•	•	
12.3" TFT Advanced Drive-Assist® Display instrument cluster			•
10.8" Head-Up Display	•	•	•
Tri-zone automatic climate control	•	•	•
Second & third row air vents	•	•	•
Intelligent Key™ with push button engine start, approach unlock and walkaway lock function	•	•	•
Memory system (driver seat, steering wheel & door mirrors)			•
Automatic LED headlights	•	•	•
High Beam Assist	•	•	•
Power adjustable, power folding, heated door mirrors	•	•	
Power adjustable, power folding, heated door mirrors with kerbside tilt to reverse			•
Remote engine start	•	•	•
Power tailgate	•	•	•
Built-in rear door sunshades		•	•
Automatic dimming rear view mirror		•	•
Intelligent Rear View Mirror			•
Automatic rain-sensing front wipers			•

Interior			
Steering wheel – leather-accented*	•	•	•
Tilt & telescopic steering wheel adjustment	•	•	
Tilt & telescopic steering wheel power adjustment			•
Ambient interior lighting			•
Front row sun visors with illuminated vanity mirrors	•	•	•
Overhead map lights (first & second row)	•	•	•
4 cargo tie-down hooks	•	•	•
Cargo area under-floor storage	•	•	•
Seating			
8-seat configuration (2:3:3)	•	•	
7-seat configuration (2:2:3)			•
EZ FLEX® seating system with Latch and Glide®>	•	•	•
Second row slide, recline & fold down captains chairs			•
Third row 60/40-split fold, fold down, reclining bench seat	•	•	•
10-way power driver seat	•	•	
6-way manual passenger seat	•	•	
12-way power driver seat			•
4-way power passenger seat			•
Heated front seats	•	•	•

Specifications

	ST-L	Ti	Ti-L
Heated second row outboard seats		•	•
Ventilated front seats			•
Second-row removable centre console with cup holders			•
Child restraint anchorages (2nd row outboard seats with ISOFIX and tether, centre seat with tether. 3rd row left side with ISOFIX and tether.)	•	•	
Child restraint anchorages (2nd row outboard seats with ISOFIX and tether. 3rd row left side with ISOFIX and tether.)			•
Trim			
Seat trim – cloth	•		
Seat trim – cloth and leather-accented* (first & second rows)		•	
Seat trim – quilted leather-accented* (first & second rows)			•
Seat trim – synthetic leather-look (third row)		•	•
Stainless steel front door kick plates			•
Front seatback pockets	•	•	•
Matte chrome interior door handles	•	•	•
Nissan Genuine front and rear carpet floor mats	•	•	•

Exterior			
Black side moulding	•	•	
Chrome side moulding			•
Chrome side window surround	•	•	•
Body colour door handles	•	•	•
Silver lower front fascia			•
Silver rear fascia			•
Black roof rails	•	◦	◦
Silver roof rails		•	•
Body colour roof (with body colour rear spoiler, shark fin antenna and door mirrors)	•	•	•
Black painted roof* (with black rear spoiler, shark fin antenna, door mirrors and roof rails)		◦	◦
Exterior – lighting			
LED headlights	•	•	•
LED tail lights	•	•	•
LED daytime running lights	•	•	•
LED fog lights	•	•	•
LED high mounted stop light	•	•	•
LED turn signal in door mirrors	•	•	•
Exterior – wheel & tyre			
18" dark painted alloy wheels with 255/60 R18 tyres	•		
18" machine finished alloy wheels with 255/60 R18 tyres		•	
20" machine finished alloy wheels with 255/50 R20 tyres			•
Exterior – glass			
Privacy glass (second row & rear windows)	•	•	•
Tilt & slide power sunroof with panoramic glass roof			•

Exterior paint			
Super Black	•	•	•
Glacier White	•	•	•
Brilliant Silver#	■	■	■
Gun Metallic#	■	■	■



Specifications

	ST-L	Ti	Ti-L
Scarlet Ember <sup>#</sup>	■	■	■
Ivory Pearl <sup>#</sup>	■	■	■
Deep Ocean Blue Pearl <sup>#~</sup>	■	■	■
Ivory Pearl with black roof <sup>#~</sup>		■	■
Scarlet Ember with black roof <sup>#~</sup>		■	■
Gun Metallic with black roof <sup>#~</sup>		■	■
Boulder Grey with black roof <sup>#~</sup>		■	■

●

 Standard     Not available    

○

 Option    

■

 Premium Paint

<sup>Δ</sup> Figures tested in accordance with ADR81/02 (combined test). Figures stated for the purposes of comparison amongst vehicles only. Actual fuel consumption and CO2 emissions depends on factors such as traffic conditions, vehicle condition, how you drive and any accessories fitted.

<sup>▫</sup> Gross Vehicle Mass is the maximum loaded mass of a vehicle.

<sup>†</sup> Kerb mass is the unladen mass of the vehicle with full tank of fuel without any accessories fitted.

<sup>‡</sup> Towing capacity is subject to towbar/towball capacity and is based on the fitment of a Genuine Nissan towbar. Towing capacity figure described is a maximum figure. Actual towing capacity depends on the laden mass of the vehicle, driving conditions, fitment of any accessories or towing equipment limitations including the maximum towball download. The maximum towball download for this vehicle is 270kg.

<sup>+</sup> ProPILOT cannot prevent collisions. It is the driver's responsibility to be in control of the vehicle at all times. Always monitor traffic conditions and keep both hands on the steering wheel. System operates only when lane markings are detected. Does not function in all weather, traffic and road conditions. System has limited control capability and the driver may need to steer, brake or accelerate at any time to maintain safety. See Owner's Manual for safety information.

<sup>^</sup> CarPlay is a registered trademark of Apple Inc. Android Auto is a trademark of Google LLC. Compatible device required. Wired connections require a USB connection.

<sup>°</sup> Compatible device required.

<sup>\*</sup> Leather-accented features and upholstery may contain synthetic material. Minor trim variations may occur from time to time. Leather-accented seat trim applies to first & second rows only. Third row synthetic leather-look.

<sup>></sup> Latch element of the Latch and Glide® Technology requires ISOFIX compatible child seats. Do not perform the slide forward function with the child restraint system occupied.

<sup>#</sup> Premium paint available at additional cost. In some cases, the printed colours may vary from the actual paint colours.

<sup>~</sup> Black painted roof available at additional cost.



For more information please visit [nissan.com.au/owners](https://nissan.com.au/owners), ask your Nissan Dealer or phone 1800 035 035 during normal AEST business hours.

All illustrations, information and specifications presented and referred to in this brochure were correct at the time this brochure was approved for printing. The colours in the photographs may vary from actual colours. Nissan Motor Co (Australia) Pty. Ltd. reserves the right, subject to the laws of Australia and/or the regulations of any competent authority which may apply from time to time, at its discretion at any time and without prior notice, to discontinue or change the models, features, specifications, designs and prices of the products referred to in this brochure and any optional equipment therefore without incurring any liability whatsoever to any purchaser or prospective purchaser of any such products. Some of the items referred to herein are optional at extra cost. Some options may be required in combination with other options. Always consult your Nissan Dealer for the latest information on models, specifications, features, prices, options and availability.

Nissan Motor Co (Australia) Pty. Ltd. ACN 004 663 156- Updated May 2024.





NissanAustralia



@nissanaustralia



NissanAustralia

[nissan.com.au](http://nissan.com.au)