

Technical Information

Bus Specifications & Features

MODEL	BUS
BODY	
Body Type	L3H2
Seating Capacity (inc Driver)	12
ENGINE	
Type	2.3L Diesel
Capacity (cc)	2299
Number of Cylinders/Valves	4 / 16
Bore x Stroke (mm)	85 x 101.3
Maximum Power (kW @ rpm)	110 @ 3500
Maximum Torque (Nm @ rpm)	350 @ 1500
Fuel Type	Diesel
Fuel injection Type	Turbocharged & Intercooled Direct Injection Diesel
TRANSMISSION	
Type	6 Speed Automated Manual
Driven wheels	Front
Speeds at 1,000rpm in:	
1 st gear	6.75km/h
2 nd gear	12.64km/h
3 rd gear	20.36km/h
4 th gear	28.95km/h
5 th gear	37.36km/h
6 th gear	40.34km/h
STEERING	
Turning Circle (Kerb to Kerb)(M)	15.7
Steering Turns Lock-to-Lock	3.8
WHEELS	
Wheels (Inches)	6.5 J16
Tyres (Front)	225/65 R16 (Single)
Tyres (Rear)	225/65 R16 (Single)
BRAKING	
Front Brake Type (Diameter x Thickness)(mm)	302 x 28 Disc
Rear Brake Type (Diameter x Thickness)(mm)	305 x 12 Disc
EMISSIONS	
Emission Standard	Euro 5
CAPACITY (L)	
Fuel tank	100
WEIGHTS (KG)	
Kerb Weight	2638
Gross Vehicle Mass	3890
Payload	1252
Front Axle Load (Max)	1850
Rear Axle Load (Max)	2100

MODEL	BUS
Maximum Towing Weight, Braked	2500
Maximum Towing Weight, Unbraked	750
Maximum Towing Weight, Download	200
VOLUME (M³)	
Load volume	3.5 (approx.)

SAFETY & SECURITY	
ABS (Anti-Lock Braking System)	•
EBD (Electronic Brake Force Distribution)	•
ESC (Electronic Stability Control)	•
Grip X-tend	•
Hill Start Assist	•
Reversing camera	•
3-Point seat belts w/ pre-tensioner and driver height adjustment	•
Driver & passenger front airbags	•
Driver side airbag	•
Renault Anti-Intruder Device (R.A.I.D)	•
Hands-free key system	○
Remote central locking	•
Deadlocking system	•
Engine immobiliser	•
Fog lights	•
Halogen headlights	•
Front LED daytime running lights	•
Automatic dusk sensing headlights	•
Automatic rain sensing wipers	•
Manual height adjustable headlights	•
Cruise control & speed limiter	•
INTERIOR FEATURES - CABIN AREA	
Dark cloth seat upholstery	•
Day/night rear view mirror	•
Height, reach & lumbar adjustable driver's seat w/ armrest	•
Isringhausen® driver suspension seat	○
Single passenger seat	○
Power steering	•
Height adjustable steering column	•
3 x Front headrests (2 height adjustable)	•
Wide view mirror	•
Overhead storage shelf	•
Cup holders x 5 (dash x 2, console x 1, seat back x 2)	•
Drink bottle door storage x 2	•
Large dash board storage compartment	•

Electric front windows	●
Air conditioning w/ pollen filter	●
Glove box	●
Interior cabin light	●
Digital clock w/ outside temperature display	●
Fire extinguisher	●
TECHNOLOGY	
Multifunction trip computer	●
MediaNav 7" touchscreen media & navigation system w/ Apple CarPlay® and Android Auto® Smartphone replication	●
Bluetooth® hands-free w/ audio streaming	●
Gear shift indicator	●
2x15w MP3 - FM/AM radio w/ steering mounted controls	●
12V Dashboard power outlet	●
180A Alternator	●
EXTERIOR FEATURES	
Body side protection mouldings	●
Integrated front bumper step	●
Left sliding door - glazed	●
Electric LH sliding door - glazed	○
Dual rear doors w/ 270 opening - glazed	●
Tinted side windows (non-opening)	●
Front & rear mud flaps	●
16" Steel wheels	●
Full wheel covers	●
Full size spare wheel	●
Electric adjustable door mirrors w/ blind spot mirror	●
Electric sliding step	●
PASSENGER AREA	
Heavy duty vinyl floor covering	●
Premium carpet floor covering	○
9 Passenger cloth seats w/ 3-point seatbelts	●
Adjustable armrest on aisle seats	●
Reclining seatbacks (except last row)	●
Passenger seat back pockets (exc driver & rear row)	●
2 x Child restraint anchorage points	●
4 USB sockets, LED roof lighting, curtains, last row reclining seatbacks	○
Rear heating & air conditioning	●
Emergency roof exit	●
Rear window demister	●
12V Power outlet (cargo area)	●
3x Emergency hammers	●
LED Entrance step light	●

OPTION PACKS

BUSINESS PACK

Keyless entry system	
Chrome interior & exterior trims	
Rear step	
Premium Carpet floor covering	
Side & rear curtains	○
LED Ceiling lights	
4 Dual USB sockets	
Reclining rear seats	

SINGLE OPTIONS

Electric left sliding door	○
Driver suspension seat – no driver side airbag (N/a with single pass. seat)	○
Single passenger seat – dual side airbags (N/a with driver suspension seat)	○

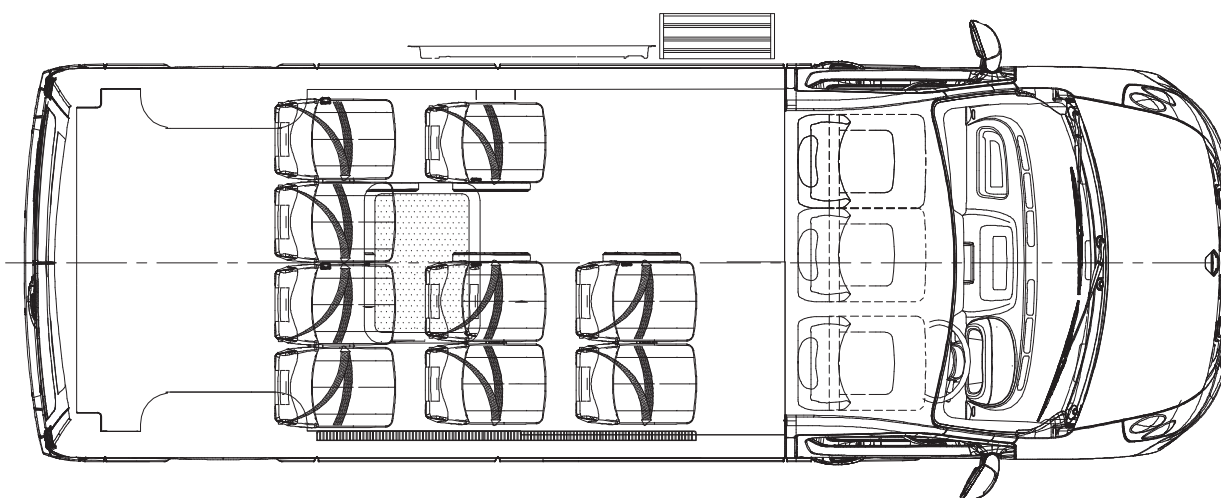
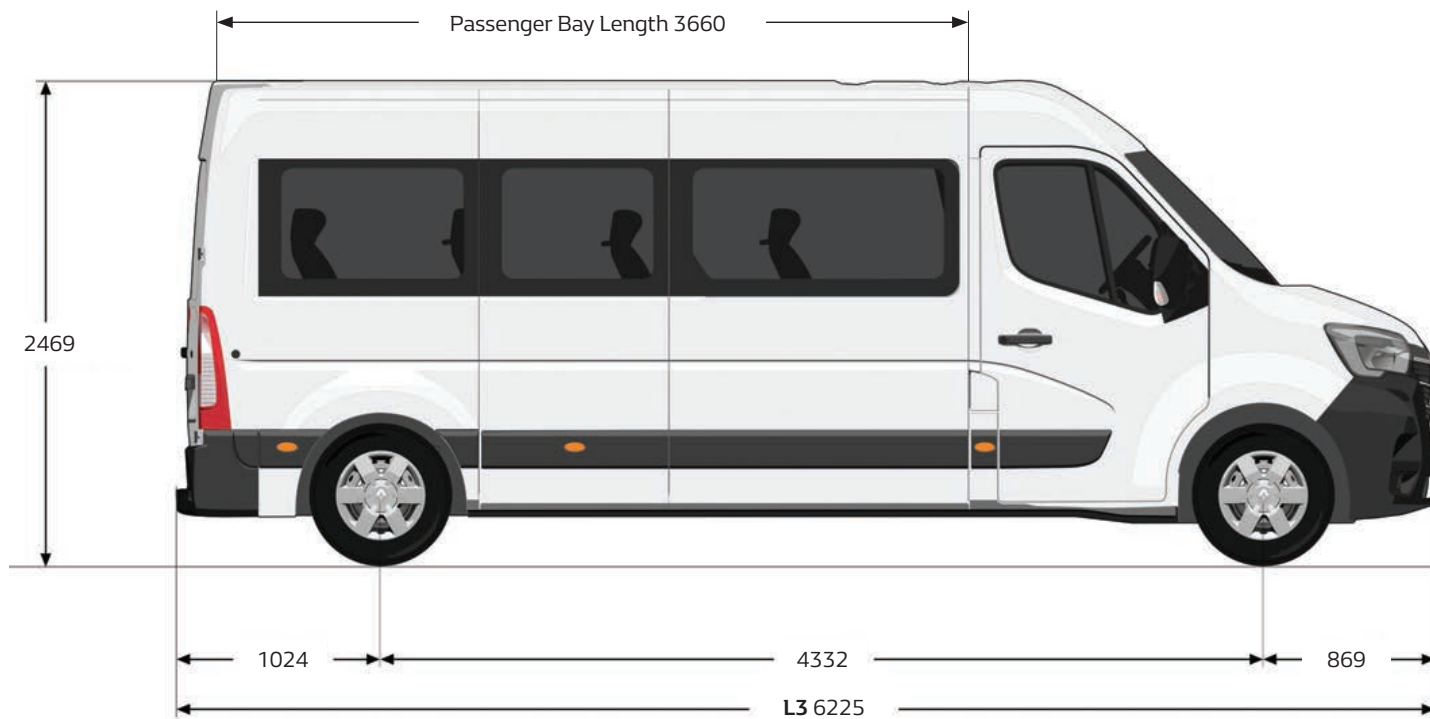
WARRANTY

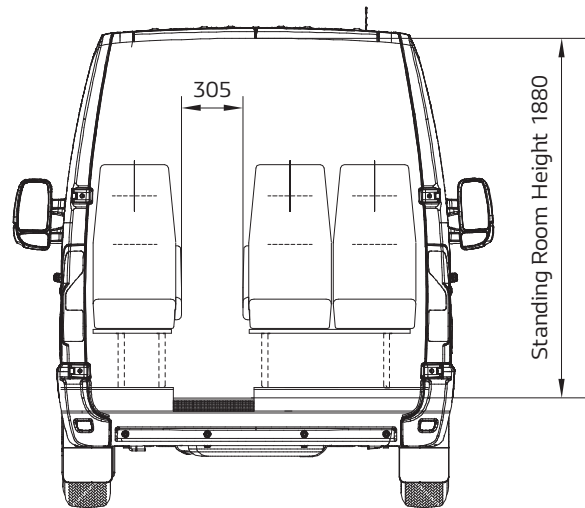
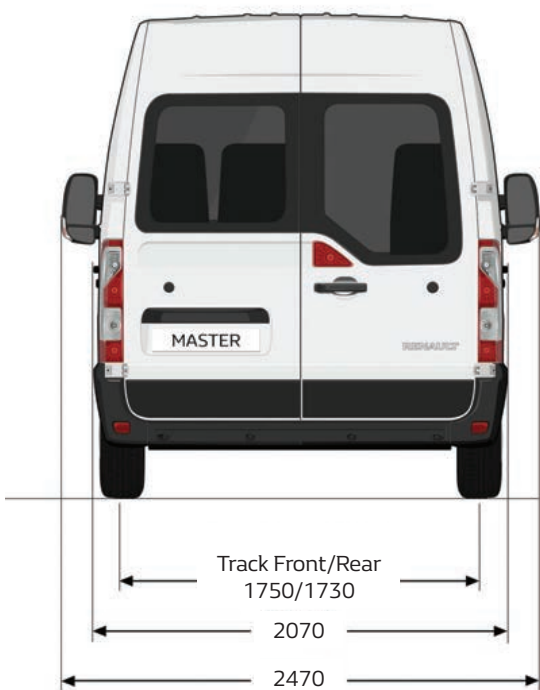
5 years / 200,000 km	●
----------------------	---

*Bluetooth® compatibility may vary depending on phone.

Technical Information

Bus Dimensions





MODEL	BUS
DIMENSIONS (MM)	
Wheelbase	4332
Front Track	1750
Rear Track	1730
Overall Height (Unladen)	2475
Overall Width (excl Door Mirrors)	2070
Overall Width (incl Door Mirrors)	2470
Overall Length	6225
Standing Room Height (Passenger Cabin)	max. 1880
Cargo Bay Length	approx. 1200
Cargo Bay Width	approx. 1700

MODEL	BUS
Cargo Bay Height	approx. 1700
Front Overhang	869
Rear Overhang	1024
Loading Sill Height (Laden/Unladen)	Min 543 / Max 557
Minimum Ground Clearance	200
Width of Sliding Door	1270
Height of Sliding Door	1780
Rear Door Width	1580
Rear Door Height	1820

Measurements in millimeters