

 SUZUKI

Діміч



***THE LIGHTWEIGHT 4X4 THAT TAKES YOU
PLACES OTHERS CAN'T***



NOBODY BUT JIMNY

It's the original, rugged 4x4. Beginning with the LJ10A in 1970, the Jimny has forged a legendary reputation for being tougher than the terrain it travels. Lightweight but seriously capable, the Jimny takes you places others can't.





LOOKS BORN OF A LEGEND

The Jimny grabs attention with rugged and retro looks that take cues from its iconic past. Modern and boldly functional, it's been shaped by a strong desire to explore.



READY TO CONQUER THE WILD

Built to tackle the harshest weather and terrain, the Jimny goes where other vehicles fear to tread. Take on nature’s challenges, unleash your spirit of adventure and get ready to explore.

EXTERIOR



OPTIMISED BUMPERS
All is clear for adventure. The Jimny is equipped with angled bumper edges that increase clearance at the wheels for comfortable traversing of obstacles. The moulded black material safeguards the body from stone chips and scratches.

LED HEADLAMPS WITH WASHERS
Take pride in the Jimny’s heritage, symbolised by its iconic round headlamps, available on Jimny and Jimny XL. Washers are standard for LED headlamps, allowing confident driving in mud, dirt and snow.



PRACTICAL DRIP RAIL
Let the Jimny take you on your all-weather adventures. The drip rail keeps your head dry when entering and exiting by to preventing water from dripping off the roof.

BONNET CORNERS
Stay on top of your surroundings, thanks to a bonnet that’s carefully crafted to keep front corners in view for better situational awareness when navigating uneven terrain.





FOCUS ON WHAT MATTERS

With the Jimny, there's little to distract you from adventure. Its stylish black interior is humble, yet handsome, and its controls are designed for quick, easy operation. A seven inch multimedia unit integrates reversing camera, Apple CarPlay® and Android Auto™ so that you can enjoy every moment behind the wheel.

INTERIOR

Relish the sheer pleasure of simple, straightforward and sensible design. Colours are minimal. Every detail is thoughtfully and attractively crafted to support serious off-roading.



Jimny Lite CD player and radio

Jimny 7 inch display




Jimny XL 9 inch display

INFOTAINMENT SYSTEM WITH SMARTPHONE CONNECTIVITY

Jimny's seven inch and Jimny XL's nine inch touchscreen displays enable an intuitive operation of features including audio, hands-free phone and reverse camera display.

With seamless connection to your smartphone, Apple CarPlay® and Android Auto™ put your favourite apps at your fingertips. And allow you to make phone calls, access music, send and receive messages, and get directions all by voice command or a tap on the audio display. Use Apple Maps, Google Maps™, Google™ Search and other services conveniently, in a non-distracting way.

Apple CarPlay is available in the countries listed at the following link: <https://www.apple.com/ios/feature-availability/#applecarplay-applecarplay> For more details including iPhone models compatible with Apple CarPlay, see: <https://www.apple.com/ios/carplay/> Apple, Apple CarPlay and iPhone are trademarks of Apple Inc., registered in the U.S. and other countries. Android Auto is available in the countries listed at the following link: <https://www.android.com/auto/#hit-the-road> Android Auto connectivity requires the Android Auto app available on Google Play and an Android compatible smartphone running Android™ 5.0 Lollipop or higher: <https://support.google.com/androidauto/#6140477> Android and Android Auto are trademarks of Google LLC.



STEERING WHEEL INTEGRATED SWITCHES

Cruise control and audio control switches are integrated into the steering wheel, and on models equipped with a display audio system, there are additional switches for hands-free calling.

EVERYTHING WITHIN REACH

Convenient pockets and trays keep your smartphone, beverages and other personal items close at hand. Nearby USB and accessory pockets also connect and power your mobile devices. Switches in the front console box allow the driver to control the rear seat power windows.

Note: personal items in the photos are shown for illustrative purposes only. Items should be properly secured while driving.



Steering wheel

Jimny XL Rear window switches

Manual console box

Automatic front console box

INTERIOR CONFIGURATION

DEPENDABLE, ROBUST AND AUTHENTIC

Whether navigating the urban jungle or exploring off the beaten track, the Jimny offers ample space and practical storage features to accommodate every need.



SEATING FOR FOUR

Jimny offers comfortable seating for four adults across the range. So next road-trip, everyone's invited.

EXTRA LEG ROOM

With Jimny XL, passengers can enjoy extra leg room and electric rear windows so everyone on board can explore the wilderness in comfort.

ELEVATED SEATING

With an elevated seating position, Jimny allows you to take in your surroundings when driving through tight obstacles.

PRACTICAL CABIN

The Jimny cabin takes practicality to the next level with the space you and your passengers need to enjoy every off-road adventure.

EQUIPPED FOR ADVENTURE

With a spacious interior design, Jimny is ready for your next road trip. And with Jimny's comfortable cushioned seating, you won't want the road trip to end.





NO LIMITS

It will take you anywhere, then bring you back again. The Jimny opens up every opportunity for adventure with the incredible 4x4 traction and powerful low-range capability of ALLGRIP PRO.

PACK FOR ADVENTURE

With its highly practical cabin design and comfortable seating, Jimny provides the space you and your passengers need to enjoy every off-road adventure.



*Note: Items are loosely placed in the rear storage area for illustrative purposes only and should be properly secured while driving. Actual load capacity limited. Always use proper tie-down technique.

PRACTICAL IN EVERY DIMENSION

The Jimny range offers ample storage for any adventure. Luggage spaces of both variants can be expanded by folding the rear seats, with the Jimny's rear seats able to fold completely flat. Screw holes provide support for optional accessories like luggage bars and utility hooks to enhance versatility and practicality.

WIDE AND TALL BACK DOOR OPENING

The large back door opening makes it easy to stow gear in the roomy luggage area, and the low height of the door sill reduced strain when loading and unloading heavy items.



SIDE-MOUNTED LAMP AND ACCESSORIES POCKET

The side-mounted luggage area lamp on Jimny provides illumination where it's needed most, and a convenient socket delivers 12V for accessories at your campsite.

LUGGAGE CAPACITY

		Jimny	Jimny XL
Luggage capacity (L)	Max volume	830	1,113
	Rear seatback folded	377	332
	Rear Seatback raised	85	211



Jimny XL rear storage area - seats folded




Jimny rear storage area - seats folded



Jimny XL rear storage area - seats up



Jimny rear storage area - seats up



OFF-ROAD PERFORMANCE



'Jimny' variant shown

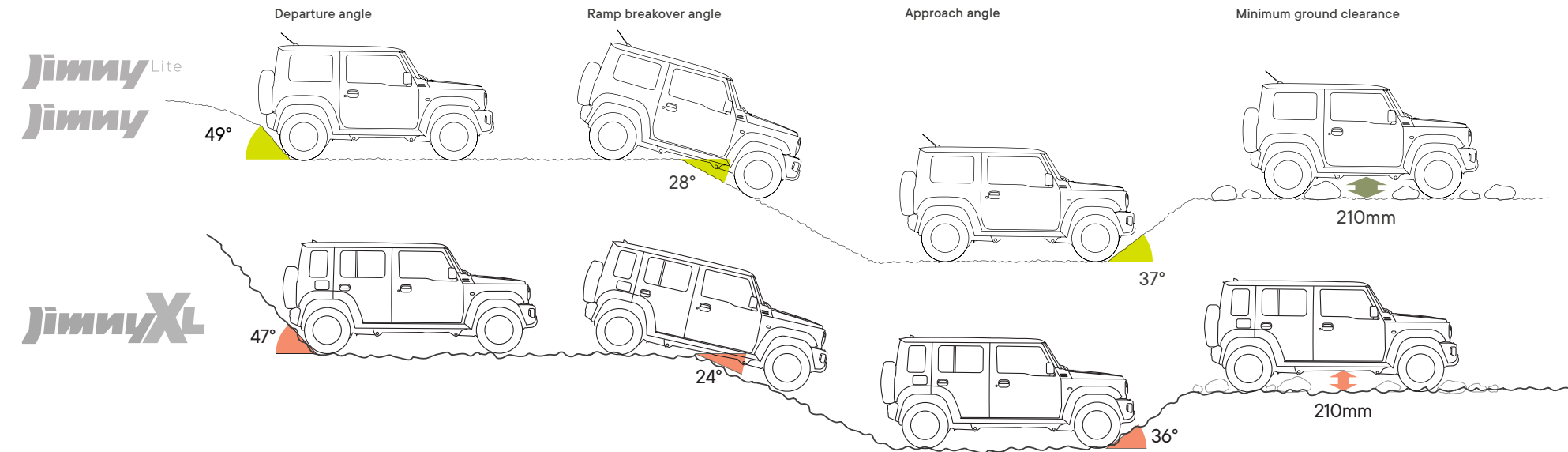



RIGID LADDER FRAME

From the very first generation, the Jimny has always featured a ladder frame that offers a solid foundation for serious off-road performance.

3-LINK RIGID AXLE SUSPENSION WITH COIL SPRING

Settle for nothing less than full-width rigid axles in both the front and rear, which help the Jimny ensure superior grip on diverse surfaces. When an obstacle pushes one wheel up, the axle presses the other wheel down to increase tyre contact in rough road conditions.



AMPLE BODY ANGLES AND CLEARANCE

Push outdoor exploration to the limit with an ample departure angle, ramp breakover angle, approach angle and ground clearance that lets you handle steep slopes, sharp descents and obstacles without scraping the bumpers or underbody of the Jimny.



4WD WITH LOW RANGE TRANSFER GEAR

At your command, the Jimny adapts to every situation. Shift the transfer lever to the 4L mode when the going gets tough for maximum torque and traction. On flat off-road trails and snow-covered roads, enter 4H to enjoy 4WD traction at higher speeds. Once you return to paved roads, shift to the 2H (2WD) mode for a smoother, quieter and more fuel efficient ride. Let ALLGRIP PRO satisfy your adventurous nature with its on and off-road mastery.

ALLGRIP
PRO

POWER YOUR OFF-ROAD AMBITIONS

Nothing stands in your way when driving the Jimny. It takes you wherever you want to go with unrivalled agility, precision control and powerful torque when you need it most.




PERFORMANCE



1.5L ENGINE

Feel empowered by the Jimny. Its robust 1.5L engine generates strong torque throughout a wide rpm range for powerful off-road performance. Small and lightweight, it also delivers high fuel efficiency. (Automatic transmission not available with Jimny Lite variant).

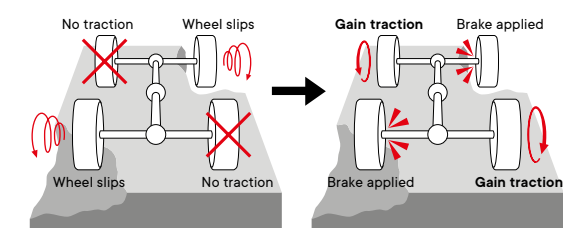


HILL HOLD CONTROL

Move upward and onward when starting on steep slopes. Even on bumpy slopes that vary on the right and left sides, this feature helps prevent rearward rolling so you can focus on controlling acceleration.

HILL DESCENT CONTROL

On tricky descents, with a push of a button, the system is designed to automatically apply the brakes and maintain a fixed speed — so you can concentrate on steering without using the brake pedal or clutch.



Without brake LSD

With brake LSD

BRAKE LSD TRACTION CONTROL

Cover slippery ground with confidence. If two wheels diagonal from each other lose grip while you're travelling over slippery surfaces, this feature will automatically brake the slipping wheels and redistribute torque to the other two wheels, allowing the Jimny to make its escape.

ALWAYS ON GUARD

In town and in the country, you'll enjoy peace of mind knowing that you, your passengers and your vehicle are protected by a full range of safety features.



SAFETY

SRS AIRBAGS FOR COLLISION SAFETY

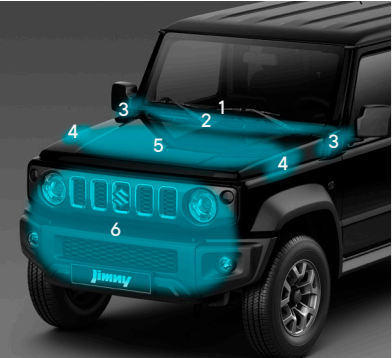
Jimny is equipped with a full complement* of SRS airbags, including front and side airbags for the driver and front passenger, and side curtain airbags for occupants of both the front and rear seats.

*Illustration of inflated airbags is approximate.



INJURY MITIGATION BODY FOR PEDESTRIAN SAFETY

For added peace of mind, Jimny's front bumper, fenders, bonnet and other front-end components are designed to absorb impact and help mitigate pedestrian head and leg injuries in the event of a collision.



- 1. Impact-absorbing wipers
- 2. Impact-absorbing cowl top
- 3. Impact-absorbing bonnet hinges
- 4. Impact-absorbing fenders
- 5. Impact-absorbing bonnet
- 6. Impact-absorbing front bumper

REAR PARKING SENSORS

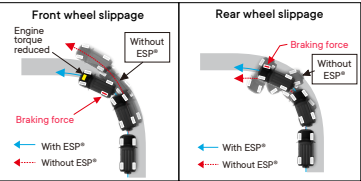
Ultrasonic sensors in the rear bumper detect obstacles when reversing, and audible warning beeps sound with increasing frequency as you approach.



ELECTRONIC STABILITY PROGRAM (ESP)

ESP* technology helps you control the vehicle during cornering, and assists you in maintaining traction when accelerating on loose or slippery road surfaces.

If wheel slip is detected, the ESP system automatically regulates engine torque and selectively applies the brakes to help you maintain control.



Note: There is a limit to the ability of the monocular camera and laser sensor to detect obstacles and lanes, and control the vehicle. Please do not rely on the system: always drive safely.
*AEB is designed to support the driver only in emergency situations. The driver remains responsible for the vehicle at all times.

Jimmy Lite



Jimmy



Jimmy XL



JIMNY LITE

- 1.5L VVT engine
- 6.4L/100km fuel economy manual[™]
- 5 speed manual transmission
- ALLGRIP PRO 4WD technology
- Hill hold and hill descent control
- CD player
- Bluetooth® with steering wheel audio controls
- Cruise control
- Power windows
- Folding rear seats with resin-coated seatbacks
- Six airbags
- ESC, ABS, EBD, & BA
- Autonomous Emergency Braking[#]
- Lane departure warning
- Weaving alert
- Black 15" steel wheels
- Spare tyre cover
- Halogen headlights
- High beam assist
- Daytime running lights



JIMNY

—adds the following over Jimmy Lite:

- 6.4L/100km fuel economy manual[™]
- 6.9L/100km fuel economy automatic^{*}
- 5 speed manual or 4 speed automatic transmission
- 7-inch multimedia touchscreen with satellite navigation, Apple CarPlay® and Android Auto™
- Bluetooth® & iPod® USB connectivity with steering wheel audio and voice controls
- Reverse camera
- No CD Player
- Leather-wrapped steering wheel
- Digital climate control
- Luggage area 12V accessory socket
- Chrome air conditioner vent highlights
- Colour matching door handles
- Black painted side mirror covers
- 15" alloy wheels
- Automatic LED headlights
- Front fog lights
- Electric folding mirrors
- Rear privacy glass



JIMNY XL

—adds the following features over Jimny:

- 9-inch multimedia touchscreen with DAB radio
- Wireless Apple CarPlay® and Android Auto™
- No satellite navigation
- Rear parking sensors
- Adaptive Cruise Control (Automatic only)
- Two extra doors
- Black front Grille with chrome accent
- Max volume of luggage capacity is 1,113L

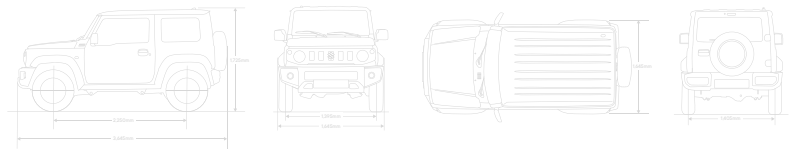
SPECIFICATIONS

		Jimny Lite	Jimny	Jimny XL	
POWERTRAIN					
Engine		1.5 Litre VVT			
Drive system		Part-time 4WD			
Number of cylinders		4			
Number of valves		16			
Piston displacement (cm³)		1462			
Bore x stroke (mm)		74.0 x 85.0			
Compression ratio		10.0			
Maximum output (kW/rpm)		75/6,000			
Maximum torque (Nm/rpm)		130/4,000			
Fuel distribution		Multipoint Injection			
Fuel Tank Capacity (L)		40			
DIMENSIONS					
Overall length (mm)	Front bumper to rear bumper	3,480	3,820		
	Front bumper to spare wheel	3,625	3,965		
	Front bumper to spare wheel cover	3,645	3,985		
Overall width (mm)		1,645			
Overall height (mm)		1,720			
Wheelbase (mm)		2,250	2,590		
Tread — front (mm)	Front	1,395 (195/80R15)			
Tread — rear (mm)	Rear	1,405 (195/80R15)			
Minimum turning radius (m)		4.9	5.7		
Minimum ground clearance (mm)		210			
Seating capacity		4			
Luggage Capacity (L)	Max Volume	830	1,113		
	Rear Seatback folded	377	332		
	Rear Seatback raised	85	211		
Kerb weight (kg)		1095 M/T	1110 A/T	1185 M/T	1200 A/T
Gross vehicle weight (kg)		1,435		1,545	
TRANSMISSION					
Type		5MT	4AT*	5MT	4AT
Gear ratio	1st	4.425	2.875	4.425	2.875
	2nd	2.304	1.568	2.304	1.568
	3rd	1.674	1.000	1.674	1.000
	4th	1.190	0.697	1.190	0.697
	5th	1.000	—	1	—
	Reverse	5.151	2.300	5.151	2.300
Final gear ratio		4.090	4.300	4.090	4.300
FUEL CONSUMPTION					
Fuel consumption (L/100km) MT/AT		6.4	6.9	6.4	6.9
CO ₂ emissions (G/lm) MT/AT		146	158	148	161
CHASSIS					
Brakes	Front	Solid disc			
	Rear	Drum, leading and trailing			
Suspension	Front	3-link rigid axle with coil spring			
	Rear	3-link rigid axle with coil spring			
VISIBILITY					
Headlamps		Halogen	LED Projector		
Headlamp leveling device		—	Automatic	Manual	
Automatic lamps		Std			
High Beam Assist		—			
Front Fog Lamps		—	Std		
Daytime Running Lamps (DRLs)		Std			
Privacy glass		—	Std		
Wipers	Front: 2 speeds (low, high) + adjustable intermittent + washer + washer	Std			
	Rear: 1 speed + washer	Std			
Outside door mirrors	Finish	Black plastic	Black painted		
	Electrically adjustable	Std			
EXTERIOR					
Front grille		Black		Grey metallic with chrome accents	
Outside door handles		Black	Body Coloured		
WHEELS					
Tyres (Width/Profile)		195/80			

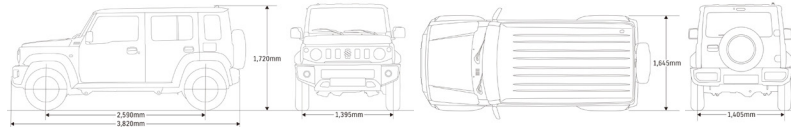
		Jimny Lite	Jimny	Jimny XL
Wheel Size		15"		
Wheel Type		15" steel	15" alloy	
Spare		15" steel	15" alloy	
STEERING AND INSTRUMENT PANEL				
3-spoke steering wheel			Std	
Leather covered		—	Std	
With audio controls			Std	
With cruise control			Std	
With speed limiter control			Std	
With hands-free phone control			Std	
Tilt-adjust			Std	
INFORMATION DISPLAY				
Digital clock			Std	
Fuel consumption			Std	
Driving range			Std	
Average speed			Std	
Driving time			Std	
DRIVING AMENITIES				
Audio			Std	
MP3/WMA + Bluetooth			Std	
Apple CarPlay & Android Auto		—	Std	
Wireless Apple CarPlay & Android Auto		—	Std	
DAB Radio		—	Std	
Cruise Control		Std		Manual - Std Automatic - Adaptive Cruise Control
Speed limiter			Std	
INTERIORS				
Cabin lights		Front (3 position)	Std	
		Rear (3 position)	— Std	
Cup holder		Centre console		
USB port and AUX input		x 1		
12V accessory socket		Centre console	Centre console & luggage area	
Inside door handles		Chrome		
SEATS				
Front seats		Walk in mechanism	S (passenger's side)	
		Head restraints x 2	Std	
Rear seats		50:50-split single-folding	Std	
		Head restraints x 2	Std	
Seat upholstery material			Fabric	
SAFETY, SECURITY, AND ENVIRONMENTAL COMPATIBILITY				
ABS with EBD function			Std	
ESC			Std	
Autonomous Emergency Braking*			Std	
Lane Departure Warning*			Std	
Weaving Alert*			Std	
Hill hold control			Std	
Hill descent control			Std	
Brake assist function			Std	
SRS front dual airbags			Std	
SRS side airbags			Std	
SRS curtain airbags			Std	
Seat belts		Front: 3-point ELR seat belts with pretensioners and force limiters	Std	
		Rear: 3-point ELR seat belts with pretensioners and force limiters	Std	
ISOFIX child seat anchorages		x 2	Std	
Child seat tether anchorages		x 2	Std	
Reversing camera		—	Std	
Rear parking sensors		—	Std	

DIMENSIONS

JIMNY LITE AND JIMNY



JIMNY XL



COLOURS

JIMNY LITE AND JIMNY



Kinetic Yellow + Bluish Black Pearl†
Brisk Blue Metallic + Bluish Black Pearl†
Chiffon Ivory Metallic + Bluish Black Pearl†
Jungle Green†



Bluish Black Pearl†
Medium Grey†
Arctic White Pearl

JIMNY XL



Granite Grey Metallic†
Sizzling Red Metallic + Bluish Black Pearl†
Chiffon Ivory Metallic + Bluish Black Pearl†
Jungle Green†



Bluish Black Pearl†
Arctic White Pearl

[‡]ADR 81/02 results for manual transmission. ^{*}ADR 81/02 results for automatic transmission. NEDC Fuel Consumption figures may not mimic real-life driving conditions and should be considered for comparison against other vehicles only. Apple CarPlay® is a registered trademark of Apple Inc. Android Auto is a trademark of Google Inc. [†]All new Suzuki vehicles include up to 5 years of Roadside Assistance. The Roadside Assistance program will re-new annually for a period up to 5 years conditional to customers returning to their Suzuki dealer for scheduled servicing and following the terms and conditions of Suzuki's Capped Priced Service (CPS) Program for their vehicle. Further details of the CPS program can be found here: <https://www.suzuki.com.au/capped-price-service-terms> Further details of the Roadside Assistance program can be found here: <https://www.suzuki.com.au/owners/roadside> [™]Suzuki Premier Motor Insurance is issued by Allianz Australia Insurance Limited ABN 15 000 122 850. Policy terms, conditions, limits and exclusions apply. Before making a decision please consider the Product Disclosure Statement (PDS). The PDS and Target Market Determination are available by calling us on 1300 132 107. ^{*}Kilometre limits for commercial vehicles. ⁺Approved applicants only. T&Cs apply. Suzuki Financial Services is a division of Australian Alliance Automotive Finance Pty Limited ABN 63 002 407 703. Australian Credit Licence 513747.



JIMNY

50 YEARS