

e VITARA



 **SUZUKI**



MOST SATISFIED CUSTOMERS
NEW CARS 2024, 2025, 2026

adventure charged

It's the EV you've been waiting for. Suzuki's all-new fully electric e VITARA.

Combining impressive styling, advanced technology and Suzuki's proven off-road capability, this zero-emission SUV is ready to go wherever, whenever.

Embrace the future and start your new adventure today.



Opulent Red
Pearl Metallic with
Bluish Black Pearl (E86)



Land Breeze Green
Pearl Metallic with
Bluish Black Pearl (FDC)



Splendid Silver
Pearl Metallic with
Bluish Black Pearl (E85)



Arctic White
Pearl (ZHJ)



sophisticated touch

Inside, the e VITARA surrounds you with indulgent comfort and seamless technology. The sleek glass roof with retractable sunshade enhances the sense of freedom, while the plush dual-tone interior and flexible seating create a calm, elevated space ready for those daily commutes and special holiday escapes.



INTEGRATED DISPLAY SYSTEM

The e VITARA features dual customisable touchscreens for infotainment, vehicle information and operation. From smartphone navigation, audio, to battery and charging, it's large, easy-to-read displays and simple controls enhance the driving experience.



COMFORT TO SUIT

For tailored comfort, the e VITARA features 3-level heated front seats that warm you up quickly and efficiently. The 10-way power-adjustable driver's seat features lumbar support, recline, slide and lift functions.



PREMIUM INFINITY AUDIO

Whatever's on your playlist, the Infinity by Harman speaker system with subwoofer takes your audio experience to the next level, filling the cabin with rich, clear and immersive sound.



CLIMATE AIR CONDITIONING

Be comfortable in all seasons, with the e VITARA's intuitive touchscreen as well physical climate controls. The efficient heat pump warms the cabin, reduces battery strain, and helps preserve range even on the coldest mornings.



CUSTOMISABLE AMBIENT LIGHTING

Add your personal touch with LED lighting under the floating centre console and around the front door trims. Choose from 12 different colours and 7 levels of dimming to match your mood at any given time.



PHONE CHARGING AND CONNECTIVITY

Charge your smartphone with the centrally located Qi wireless tray or three USB-C ports around the cabin. Connect wirelessly through Android Auto or Apple CarPlay, or plug into the conveniently located USB-A data port for easy infotainment access.

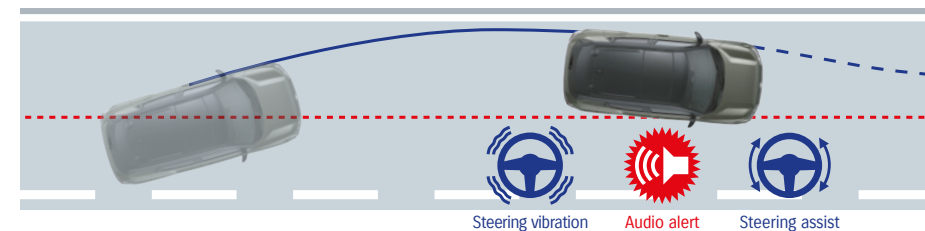
looking out for you

Packed with advanced technology and everyday SUV versatility, the e VITARA is perfect for all reasons and all seasons. With smart driver assist features, superb visibility and effortless manoeuvrability, you'll enjoy peace of mind in every driving situation. So, relax, be confident, and enjoy the adventure.



DUAL SENSOR BRAKE SUPPORT II (DSBS)

The e VITARA's monocular camera and millimetre wave radar helps detect vehicles, motorcycles, bicycles and pedestrians across a range of distances, including at night, automatically slowing or stopping the vehicle to reduce impact and damage.



LANE DEPARTURE WARNING AND PREVENTION

The lane departure system identifies lane markings and alerts you if you drift, with steering wheel vibration, visual warnings and steering assist.

ADAPTIVE CRUISE CONTROL

The e VITARA's adaptive cruise control uses millimetre-wave radar to automatically maintain a safe following distance, adjusting your speed to suit traffic and making long-distance driving smoother and less stressful.

LANE KEEP ASSIST

When adaptive cruise control is active, Lane Keep Assist helps keep the vehicle centred in its lane and provides steering support if a nearby vehicle or structure gets too close.

360° VIEW AND REVERSE CAMERAS

Tackle parking with confidence, thanks to the reverse camera and 360° camera with bird's eye and 3D views. When driving, manually activate the 360° camera to view hidden obstacles and expand your field of vision.

REAR CROSS TRAFFIC ALERT

When reversing, rear-mounted side radar sensors spot approaching vehicles, providing visual and audible warnings to make parking safer and easier.

BLIND SPOT MONITOR

Lane changes are safer with the e VITARA's blind spot monitor system, including rear radar sensors, mirror warning lights, and audio alerts when a vehicle is in your blind spot.

7 AIRBAGS

The front, side, curtain and driver's knee airbag system forms a protective cocoon, providing you and your passengers with greater peace of mind while driving.

PARKING SENSORS

Navigate those tight spots with the e VITARA's front and rear parking sensors, detecting nearby obstacles and providing you with visible and audible alerts.

ADAPTIVE HIGH BEAM

Using radar and camera sensors, adaptive high beam monitors the road ahead and automatically adjusts headlamp brightness, illumination range and angle for clearer night driving with less glare for other road users. It also switches to low beam in well-lit areas.

TRAFFIC SIGN RECOGNITION

As you drive, traffic sign recognition recognises and displays key road signs on the info display, keeping you aware of speed limits and other important information.



*Please do not rely on the Advanced Forward Detection System. It is only an aid and the ability to detect obstacles and lanes, and control the vehicle is limited. Always drive safely.

electric made easy


From exhilarating performance to zero emissions, there's loads to love about the all-electric e VITARA. Instant torque, responsive acceleration and smooth handling deliver pure electric fun, while the near-silent motor creates a calm, refined drive. Take charge and live life in electric mode today.



ALLGRIP
e

drive your way

Backed by over 55 years of 4WD and SUV expertise, the e VITARA brings proven off-road capability tested and made for New Zealand conditions. Bold presence and undeniable confidence come naturally with its high ground clearance and elevated driving position. Start the adventure right here, right now.



LITHIUM IRON PHOSPHATE BATTERY

The e VITARA's 61 kWh lithium iron phosphate battery features advanced thermal management and built-in safeguards against overheating and short circuits, such as liquid cooling and battery voltage monitoring. Unlike traditional lithium batteries, you can fully charge it to 100% as often as you like with no extra battery degradation.

RANGE FAR & WIDE

Confidently take on your weekday and weekend adventures with a driving range of up to 426 km (WLTP) on the e VITARA 2WD, or 395 km for the AWD on a single charge.

Range will vary due to factors, such as the starting charge of your battery, accessories fitted, weather conditions, driving style and vehicle load.

EASY PEDAL REGENERATIVE BRAKING

To suit your driving style, use the three level selectable easy pedal mode to maximise your driving range through regenerative braking or recharging the battery as you slow down.

CHARGING AHEAD

Keeping the e VITARA topped up is easy, quick and convenient with a range of solutions to suit your routine.

- At home, plug in to trickle charge overnight just like you would your phone.
- Utilise a faster 7kW AC charger to charge from 20 to 100% in 7 hours.
- Boost to 80% capacity in as little as 45 minutes when rapid charging through the increasing NZ-wide network of public stations.

Charging times may vary according to the condition and durability of the high-voltage battery, charger specifications and ambient temperature.

SCHEDULED TIMER CHARGING


Set the time and day of the week through the central touchscreen, plug in and charge your e VITARA when it's most convenient for you.

BATTERY THERMAL MANAGEMENT SYSTEM

For more efficient charging, the heat pump warms or cools the battery to the ambient temperature before or while driving.

NEW HEARTECT-E PLATFORM

HEARTECT-e is Suzuki's dedicated EV platform, designed for lightweight strength and rigidity. With the battery mounted under the floor for a low centre of gravity, it helps deliver better handling, stability and driving confidence.



2WD EXTENDED FLEXIBILITY

Powered by its advanced battery pack, the 2WD e VITARA delivers smooth, efficient performance through the compact yet powerful eAxle motor drive unit.

For a more personalised drive, there are four selectable driving modes to suit your style and the road ahead.

NORMAL mode provides optimal power delivery for day-to-day driving.

ECO mode prioritises battery use by regulating the air conditioning and acceleration response.

SPORT mode delivers even quicker response when accelerating for a dynamic driving experience.

SNOW mode gives extra control and confidence by improving your grip in snow, ice and on smooth surfaces.

ALLGRIP-e 4WD CAPABILITY

The dual-motor ALLGRIP-e system is built to tackle whatever comes your way with greater control, stability and precision.

With more than 1.5 times the torque of the 2WD, it precisely distributes power between the front and rear wheels for confident acceleration in a wide range of conditions.

In addition to ECO and SPORT mode, the e VITARA AWD adds:

NORMAL mode provides excellent manoeuvrability and stability in changing road conditions by automatically controlling front and rear wheel torque delivery.

TRAIL mode helps you exit muddy or very slippery surfaces by braking or sending power to the wheels that need it most.

HILL DESCENT CONTROL

On steep descents, engage the e VITARA AWD's hill-descent control for automatic braking, so you can focus on the steering and descend in a controlled manner.

specifications

INFOTAINMENT

| | |
|--|---|
| 10.1-inch touchscreen | ● |
| Eight speaker Infinity system with subwoofer | ● |
| Wi-Fi®, Bluetooth® and USB input | ● |
| Wireless Android Auto™ and Apple CarPlay® | ● |
| Smartphone connected navigation | ● |
| Wireless Qi charging pad | ● |
| USB-A data and USB-C charging ports | ● |

INSTRUMENT PANEL

| | | |
|---|--------------------------------------|-----------|
| Information display | 10.25-inch customisable colour LCD | ● |
| | Digital clock | ● |
| | Outside temperature gauge | ● |
| | Power consumption (instant, average) | ● |
| | Estimated driving range | ● |
| | Battery charge level | ● |
| | Gear position indicator | ● |
| | Digital speed (running) | ● |
| | Driving mode indicator | ● |
| | Power distribution | ALLGRIP-e |
| | Audio selection | ● |
| | Smartphone navigation turn-by-turn | ● |
| Seatbelt reminder for all seating positions | | ● |

INTERIOR

| | | |
|--|--|-----------|
| Climate control air conditioning with pollen filter | | ● |
| Keyless entry and push-button start | | ● |
| Steering wheel | Leather covered with tilt and telescopic adjust | ● |
| | Cruise, lane keep assist, phone, info display & audio controls | ● |
| Rotary gear selector | | ● |
| Driving modes | Normal, Sport, Eco | ● |
| | Snow | 2WD |
| | Trail | ALLGRIP-e |
| Floating-effect centre console | | ● |
| Easy pedal regenerative braking | | ● |
| Electric parking brake with hold function | | ● |
| Two-tone fabric and leather effect seat upholstery | | ● |
| Three-level heated front seats | | ● |
| 10-way power adjustable driver's seat (lumbar support, recline, slide, lift) | | ● |
| 10-step reclining and sliding rear seats (160mm slide range) | | ● |
| 40:20:40 split folding rear seats | | ● |
| Adjustable head restraints x 5 | | ● |
| Assist grips x 3 | | ● |
| Interior lighting | Front map, footwell, glovebox lights | ● |
| | Centre cabin and front door lights | ● |
| | 12-colour customisable ambient lighting | ● |
| Centre armrest with console box | | ● |
| Rear centre armrest | | ● |
| Passenger seatback pocket | | ● |
| Drink holders x 4 front, 4 rear | | ● |
| Removable and foldable luggage board | | ● |
| Removable luggage area cover | | ● |
| Luggage area light | | ● |
| 12 V accessory socket x 1 front | | ● |

EXTERIOR

| | | |
|--|---|---|
| Glass roof with sun shade | | ● |
| Styling | Gloss black front grille | ● |
| | Wheel arch and lower body mouldings | ● |
| | Rear upper spoiler | ● |
| Privacy glass (rear, passenger and hatch) | | ● |
| UV infrared blocking glass (front) | | ● |
| Wheels | 18-inch alloys | ● |
| | Emergency tyre puncture repair kit | ● |
| Headlamps | Auto light-sensing LED projector | ● |
| | Auto levelling | ● |
| | LED daytime running lamps | ● |
| Front fog lamps | | ● |
| Rear LED combination lamps | | ● |
| Door mirrors | Electrically adjustable | ● |
| | Auto folding with signal lamps and blind spot monitor indicator | ● |
| | Heated | ● |
| Windscreen wipers | 2-speed with variable intermittent and washer | ● |
| | Auto rain sensing | ● |
| | Rear wiper with intermittent and washer | ● |
| Shark-fin style aerial | | ● |
| Charging port with indicator and lid lamps | | ● |

SAFETY & SECURITY

| | | |
|--|--|-----------|
| 8 year extensive warranty programme | | ● |
| 5 year roadside assistance | | ● |
| Adaptive cruise control | | ● |
| Dual Sensor Brake Support II | | ● |
| Traffic sign recognition | | ● |
| Lane keep assist | | ● |
| Lane departure warning and prevention | | ● |
| Blind spot monitor | | ● |
| Rear cross traffic alert | | ● |
| Reverse and 360° view camera | | ● |
| Parking proximity sensors x 4 front, 4 rear | | ● |
| Hill hold control | | ● |
| Hill descent control | | ALLGRIP-e |
| Adaptive high beam system | | ● |
| Guide me light | | ● |
| ESP, ABS with EBD and brake assist | | ● |
| Brake override system | | ● |
| Side impact beams | | ● |
| Collapsible steering column | | ● |
| Impact-sensing door unlock system | | ● |
| 7 SRS airbags (front, side, curtain and knee) | | ● |
| Height adjustable seatbelt anchorages (front) | | ● |
| Front 3-point ELR seatbelts with pretensioners and force limiters | | ● |
| Rear 3-point ELR seatbelts x 3 with pretensioners and force limiters x 2 | | ● |
| ISOFIX child seat anchorages x 2 and tether anchorages x 3 | | ● |
| Child-proof rear door locks | | ● |
| Immobiliser and security alarm | | ● |

DIMENSIONS AND WEIGHTS

| | | 2WD | ALLGRIP-e |
|------------------------|---------|-------|-----------|
| Overall length | mm | 4,275 | |
| Overall width | mm | 1,800 | |
| Overall height | mm | 1,635 | |
| Wheelbase | mm | 2,700 | |
| Tread | Front | mm | 1,540 |
| | Rear | mm | 1,545 |
| Ground clearance | mm | 180 | |
| Minimum turning radius | m | 5.2 | |
| Curb weight | min. kg | 1,799 | 1,899 |
| Gross vehicle weight | kg | 2,250 | 2,360 |

MOTOR, BATTERY & CHARGING

| | | | |
|---|-----------|------------------------------------|-----------|
| Electric motor type | | Permanent magnet synchronous motor | |
| Battery capacity | kWh | 61 | |
| Battery type | | Lithium iron phosphate | |
| Drive system | | 2WD | ALLGRIP-e |
| Maximum output | kW | 128 | 135 |
| Maximum torque | Nm | 193 | 307 |
| Electric energy consumption (WLTP) | kWh/100km | 15.1 | 16.6 |
| Driving range (WLTP)* | km | 426 | 395 |
| 0-100 km/h | sec | 8.7 | 7.4 |
| Transmission type | | Single speed electric drive | |
| Regenerative braking (3 levels) | | ● | |
| AC charging inlet - Type 2 | | ● | |
| DC charging inlet - CCS2 | | ● | |
| Battery thermal management system | | ● | |
| Scheduled timer charging | | ● | |
| On board charging maximum charging rate | kW | 7 | |
| DC charger maximum charging rate | kW | 65 | |

ESTIMATED CHARGING TIMES**

| | | |
|--|-------|-------|
| ICCB (In Cable Control Box) unit (20-100%) | h:min | 26:30 |
| 7kW AC charger (20-100%) | h:min | 7:00 |
| DC fast charger - 65kW (20-80%) | h:min | 0:34 |

CHASSIS

| | | |
|------------|-------|---|
| Steering | | Electric power assisted rack and pinion |
| Brakes | Front | Ventilated discs |
| | Rear | Ventilated discs |
| Suspension | Front | MacPherson strut and coil spring |
| | Rear | Multi link |
| Tyres | | 225/55R18 |

CAPACITY

| | | |
|-------------------------------|-------------------|----------------|
| Seating capacity | Persons | 5 |
| Luggage capacity (VDA method) | Rear seats folded | 562 Litres |
| | Rear seats raised | 238-310 Litres |

*Range will vary due to factors, such as the starting charge of the battery, accessories fitted, weather conditions, driving style and vehicle load. **Charging times may vary according to the condition and durability of the high-voltage battery, charger specifications and ambient temperature.

suzuki.co.nz



VIEW CURRENT OFFERS

A little goes a loooooong way

At Suzuki we make it easy to own and enjoy your new car every day. Not only are Suzuki cars and SUVs economical – they are affordable, safe and sooooo much fun to drive. With our advanced technology and innovative design, you'll get loads of value without compromising performance.

8 YEAR WARRANTY PACKAGE

Suzuki's comprehensive 3 year/100,000 km new vehicle warranty covers your entire vehicle for the most important part of its lifecycle, and includes an additional 5 year powertrain warranty extension for a total of 8 years worry-free motoring.

5 YEAR SUZUKI ASSIST

With one of New Zealand's most comprehensive roadside assistance programmes, you are covered all day, every day for 5 years from when you first buy your Suzuki – no matter how many kilometres you travel.



SUPPORTING OUR COMMUNITY



SUZUKI NEW ZEALAND LIMITED 1 HEADS ROAD, WHANGANUI. WWW.SUZUKI.CO.NZ

Standard and optional equipment available may vary from time to time. Some international models illustrated – please enquire at your Suzuki dealer for exact specifications. Suzuki New Zealand Ltd reserves the right to change, without notice, prices, colours, materials, equipment, specifications and models, and also to discontinue models. ESP® is a registered trademark of Daimler AG. Bluetooth is a registered trademark of Bluetooth SIG, Inc. Wi-Fi is a registered trademark of Wi-Fi Alliance®. For more details, including iPhone models and iOS versions compatible with Apple CarPlay, see: <https://www.apple.com/ios/carplay/>. Apple, Apple CarPlay, iPhone and Siri are trademarks of Apple Inc., registered in the U.S. and other countries. Wireless use of Android Auto requires a compatible Android 11.0+ phone and compatible active data plan. Check g.co/androidauto/requirements for compatibility. Google, Android, Android Auto, YouTube Music and other marks are trademarks of Google LLC. SZA4050 April 2026