

SWIFT



 **SUZUKI**

Amp-up the fun


Are you ready for this? It's the Swift you love taken to the next level with more safety, sharper style and maximum driving enjoyment. Combining dynamic performance, outstanding fuel efficiency and advanced driver assistance technology, you're free to navigate life with ease. So amp up the fun – Swift is here!



RS ONLY



Burning Red Pearl Metallic with Super Black Pearl roof (D7Z)



Speedy Blue Metallic with Super Black Pearl roof (C7R)



Mineral Grey Metallic (ZMW)



Burning Red Pearl Metallic (ZWP)



Speedy Blue Metallic (ZWG)



White Pearl (ZVR)



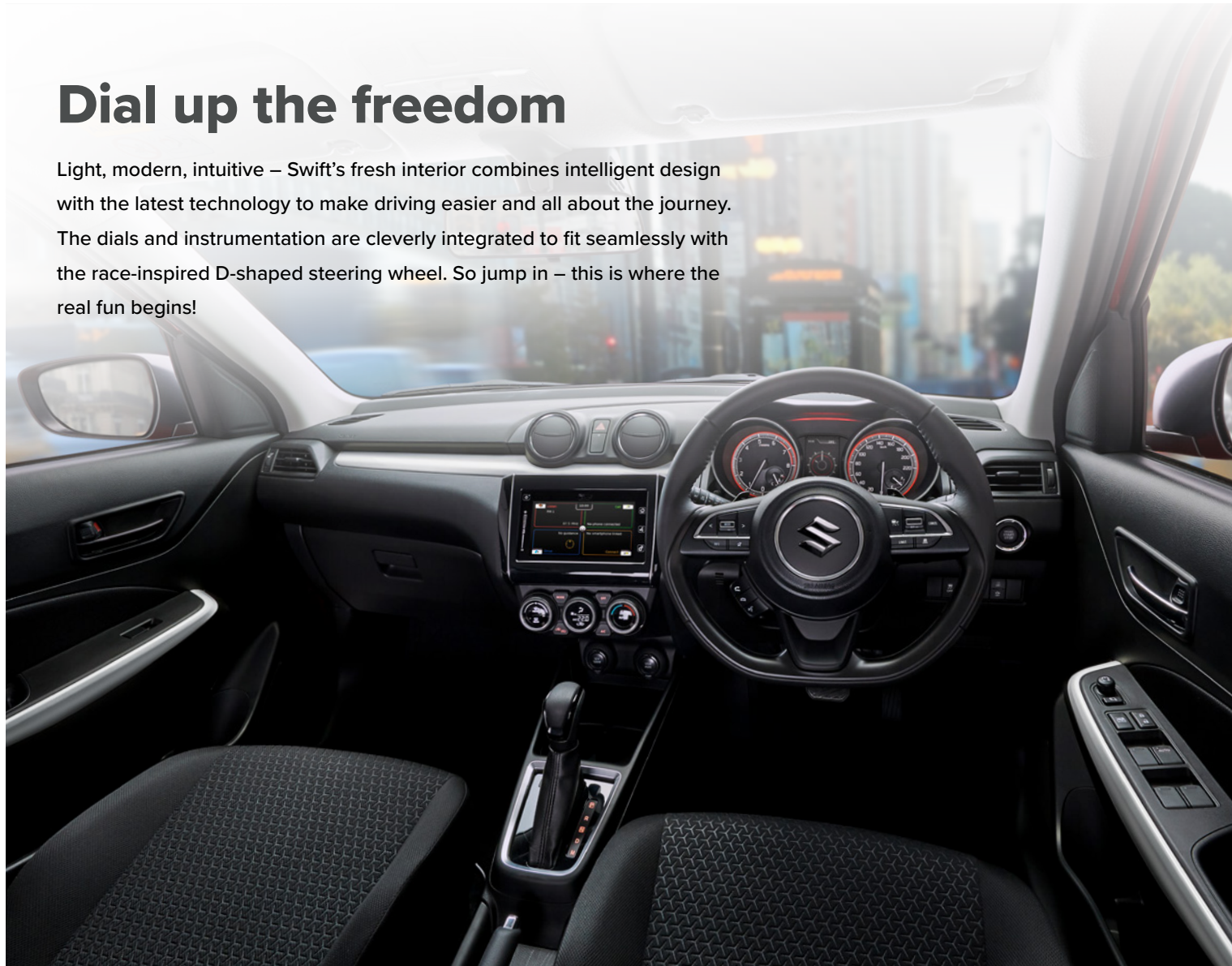
Premium Silver Metallic (ZNC)



Super Black Pearl (ZMV)

Dial up the freedom

Light, modern, intuitive – Swift's fresh interior combines intelligent design with the latest technology to make driving easier and all about the journey. The dials and instrumentation are cleverly integrated to fit seamlessly with the race-inspired D-shaped steering wheel. So jump in – this is where the real fun begins!



CLIMATE CONTROL AIR CON

A high contrast LCD display on the Swift RS makes it easy to set the automatic air conditioning. The Swift GL is equipped with a manual air conditioner that's also simple and easy to use.



MULTI-FUNCTIONAL DISPLAY

The advanced central LCD display conveys a range of information, including digital clock, fuel consumption, driving range and running speed (RS).



MORE SPACE, MORE FUN

You'll enjoy the journey as much as the destination with the Swift's cleverly designed cabin. With ample storage spaces, flexible seating and luggage space, it's perfect for getaways, shopping sprees and those pick-ups and drop-offs.



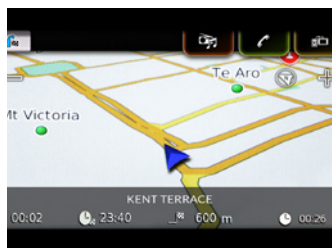
APPLE CARPLAY AND ANDROID AUTO™

Connect your compatible smartphone via USB to make phone calls, access your music, send and receive messages and get directions, all by voice command or by tapping on the display (GL CVT & RS).



REVERSE CAMERA

Cleverly integrated, the built-in reverse camera helps you park and reverse safely without having to twist around in your seat.



SATELLITE NAVIGATION

To help you get where you're going - or explore the road less travelled, the Swift has a built-in satellite navigation system with easy to follow maps (GL CVT & RS).



KEYLESS ENTRY AND START

The Swift RS lets you unlock the vehicle by pressing a button on the door handle and start the car while the key stays safely in your pocket.

Take it up a notch

The Swift delivers performance you can feel – quick acceleration, planted cornering and smooth suspension. It's everything you want as you face a sweeping bend or wide open road. The nimble platform combined with the powertrain responds with instant execution and extraordinary fuel economy, making Swift an absolute dream to drive.



BOOSTERJET TURBO

The advanced 1.0 BoosterJet direct injection turbo engine of the Swift RS creates torque on par with a naturally aspirated 1.8-litre engine from low revs, making it perfect for a wide spectrum of driving situations.

TRANSMISSION: 6-stage automatic
POWER: 82 kW **TORQUE:** 160 Nm
FUEL: 5.1L/100km combined NEDC
CO2: 119 g/km NEDC



DUALJET VVT

The Swift GL 1.2 VVT engine is optimized for superior fuel economy and smooth performance across the rev range.

TRANSMISSION: 5-speed manual or CVT
POWER: 66 kW **TORQUE:** 120 Nm
FUEL: 4.6-4.8L/100km combined NEDC
CO2: 106-110 g/km NEDC



LED LIGHTING SYSTEM

A style icon from every angle, the integrated LED daytime lamps and rear combination lamps make an impact while offering high visibility.




DISTINCTIVE STYLING

Hidden pillar-mounted rear door handles and 16-inch multi-spoke alloys complete the sporty coupe look.

LIGHTWEIGHT AND STRONG PLATFORM

The Swift's HEARTECT platform features a state-of-the-art, high-rigidity frame with a smooth continuous shape that effectively disperses impact energy in a collision. Fewer joints and the use of high-tensile steel dramatically reduces the vehicle weight; improving the Swift's performance and fuel consumption.



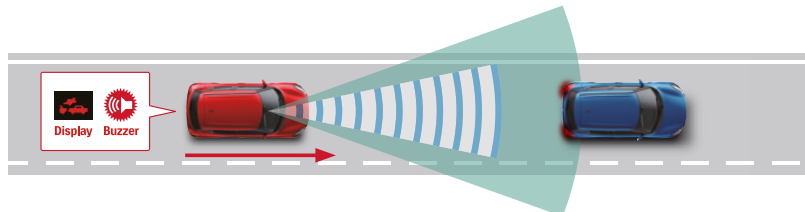
Raising the bar

Our busy world demands confidence and control, so prevention and detection are essential. In addition to the stronger HEARTECT chassis and the six SRS airbag system, the Swift features a host of advanced safety features and electronic driver assistance systems. The level of innovation is truly astonishing, making the interior of the Swift an extremely safe place to be.



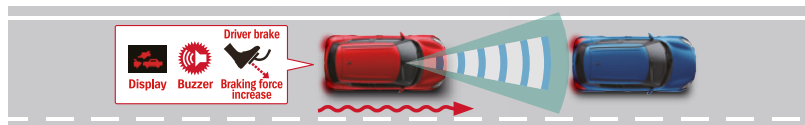
DUAL SENSOR BRAKE SUPPORT (DSBS)

The monocular camera 'sees' mid-to-long distance and can detect pedestrians. Swift's laser sensor is for short-distances and at night. Using information from these sensors Swift can detect a potential collision and act in any of the following ways depending on the situation (RS).



LANE DEPARTURE WARNING

Stay safely in your lane thanks to the lane departure warning function. At 60 km/h or faster, the monocular camera detects lane markers and if you drift, vibrates the steering wheel and gives you a visual warning (RS).



WEAVING ALERT

This system calculates your driving pattern and issues audio and visual warnings if it detects you're 'wandering' due to driver fatigue, for example (RS).



ADAPTIVE CRUISE CONTROL

The adaptive cruise control system uses millimetre-wave radar to automatically maintain your following distance depending on the setting selected and vehicle speed (RS).

HEADLAMP HIGH BEAM ASSIST

At 40 km/h or faster, Swift's high beam assist can automatically switch the headlamps between high and low beam depending on the presence of other vehicles and the lighting environment (RS).

PARKING SENSORS

Parking is safer and easier with ultrasonic sensors in the rear bumper that detect obstacles and send you a warning you can both see and hear (RS).

REAR CROSS TRAFFIC ALERT

When reversing, at speeds of up to 8 km/h, the vehicle uses two rear mounted side radar sensors to assist the driver by alerting them of approaching vehicles on either side. The driver is given both a visual alert on the multi information display and a warning sound (RS).

BLIND SPOT MONITOR

Lane changing at speeds above 15 km/h is made safer by two rear mounted side radar sensors capable of detecting vehicles located in or approaching the rear blind spots on either side of the vehicle. When a vehicle is detected a warning LED icon is illuminated in the exterior mirror. If the driver indicates to change lanes, a flashing LED icon is accompanied by a warning sound alert (RS).

*Please do not rely on the Advanced Forward Detection System. It is only an aid and the ability to detect obstacles and lanes, and control the vehicle is limited. Always drive safely.

Specifications

INFOTAINMENT		GL	RS
Touchscreen infotainment		●	●
Satellite navigation		CVT	●
Audio system	Four speaker Tuner/MP3/WMA	●	-
	Six speaker Tuner/MP3/WMA	-	●
Bluetooth®		●	●
Smartphone connectivity		●	●
Apple Carplay® and Android Auto™		CVT	●
USB input		●	●
INSTRUMENT PANEL			
Tachometer		●	●
Information display	4.2-inch colour LCD	-	●
	Digital clock	●	●
	Outside temperature gauge	-	●
	Fuel consumption (instant, average, range)	●	●
	Gear position indicator	CVT	●
	Digital speed (running, average)	●	●
Lights-on and key reminder		●	●
Door ajar warning indicator		●	●
Seatbelt reminder for all seating positions		●	●
Fuel warning indicator		●	●
INTERIOR			
Air conditioning	Manual with pollen filter	●	-
	Climate control with pollen filter	-	●
Entry and start	Remote with hazard answer-back	●	-
	Keyless entry and push-button start	-	●
Steering wheel	Leather covered	●	●
	Cruise, speed limiter, phone and audio controls	●	●
	Tilt adjustable	●	●
	Telescopic adjustable	-	●
	Paddle shifters	-	●
Electric windows		●	●
Driver's side seat height adjuster		●	●
60:40 split-folding rear seats		●	●
Adjustable head restraints x 5		●	●
Assist grips x 3		●	●
Instrument panel accent	White dimple	●	-
	Silver	-	●
Fabric seat upholstery		●	●
3-position cabin lights (on, off, fade)		●	●
Vanity mirror on both sides		●	●
Front door storage pockets and armrests		●	●
Front seatback pocket on passenger's side		●	●
Drink holders x 7		●	●
Removable luggage area cover		●	●
Luggage area light		●	●
Remote fuel lid opener		●	●
EXTERIOR			
Chrome front grille accent		●	●
Privacy glass (rear passenger and hatch)		●	●
Wheels	16-inch silver painted alloys	●	-
	16-inch polished alloys	-	●
Headlamps	Halogen multireflector	●	-
	LED projector	-	●
	Auto light-sensing	-	●
	Auto levelling	-	●
LED daytime running lamps		●	●
Front fog lamps		●	●
Door mirrors		●	●
Windscreen wipers	Electrically adjustable	●	●
	Electrically folding with signal lamps	-	●
	Heated	-	●
Rear window demister	Blind spot monitor indicator	-	●
	2-speed with variable intermittent and washer	●	●
Rear wiper with intermittent and washer		●	●
Rear window demister		●	●
Rear centre aerial		●	●
Electromagnetic tailgate opener		●	●

ESP® is a registered trademark of Daimler AG. Bluetooth® is a registered trademark of Bluetooth SIG, Inc. For more details including iPhone models compatible with Apple CarPlay, see: www.apple.com/ios/carplay. Apple, Apple CarPlay and iPhone are trademarks of Apple Inc., registered in the U.S. and other countries. Android Auto requires the Android Auto app from Google Play, and an Android compatible smartphone running Android™ 5.0 Lollipop or higher: www.support.google.com/androidauto. Android and Android Auto are trademarks of Google LLC.

*Fuel consumption will vary due to factors such as vehicle condition, driving style and traffic conditions.

SAFETY & SECURITY		GL	RS
5 star ANCAP safety rating		CVT	●
5 year extensive warranty programme		●	●
5 year roadside assistance		●	●
Adaptive cruise control		-	●
Dual Sensor Brake Support		-	●
Lane departure warning		-	●
Weaving alert		-	●
Blind spot monitor		-	●
Rear cross traffic alert		-	●
Reverse camera		●	●
Rear parking proximity sensors		-	●
Speed limiter		●	●
Hill hold control		CVT	●
Headlamp high beam assist		-	●
Electronic Stability Programme (ESP®)		●	●
ABS with EBD and brake assist		●	●
Brake override system		●	●
Side impact beams		●	●
Collapsible steering column		●	●
Brake and clutch decoupling mechanism		●	●
Dual front SRS airbags		●	●
Driver and passenger side SRS airbags		●	●
Front and rear curtain SRS airbags		●	●
Height adjustable seatbelt anchorages (front)		●	●
Front 3-point ELR seatbelts with pretensioners and force limiters		●	●
Rear 3-point ELR seatbelts with pretensioners x 2 and force limiters x 3		●	●
ISOFIX child seat anchorages x 2 and tether anchorages x 3		●	●
Child-proof rear door locks		●	●
Engine immobiliser		●	●
Shift lock & key interlock		●	●

DIMENSIONS AND WEIGHTS		GL	RS
Overall length	mm	3,845	
Overall width	mm	1,735	
Overall height	mm	1,495	
Wheelbase	mm	2,450	
Tread	Front	1,520	
	Rear	1,520	1,525
Ground clearance	mm	120	
Minimum turning radius	m	4.8	
Curb weight	5MT / AUTO min. kg	855 / 905	- / 925
Gross vehicle weight	kg	1,365	1,380

ENGINE AND TRANSMISSION				
Type	K12C with VVT		K10C DITC	
Number of cylinders / valves	4 / 16		3 / 12	
Piston displacement	cm3	1,242	998	
Bore stroke	mm	73.0 x 74.2	73.0 x 79.5	
Compression ratio	12.5:1		10.0:1	
Maximum output	kW	66@6,000rpm	82@5,500rpm	
Maximum torque	nM	120@4,000rpm	160@1,500-4,000rpm	
Fuel distribution	Multipoint injection		Direct injection	
Fuel type	91RON		95RON	
Fuel economy*	5MT	L/100 km	4.6 NEDC (5.1 3P-WLTP)	-
	AT	L/100 km	4.8 NEDC (5.3 3P-WLTP)	5.1 NEDC (5.7 3P-WLTP)
CO ₂ emissions	5MT	g/km	106 NEDC (117 3P-WLTP)	-
	AT	g/km	110 NEDC (122 3P-WLTP)	119 NEDC (132 3P-WLTP)
Transmission	Manual	5-speed		-
	Automatic	CVT	6-Stage	

CHASSIS			
Steering	Electric power assisted rack and pinion		
Brakes	Front	Ventilated discs	
	Rear	Drum leading & trailing	Solid discs
Suspension	Front	MacPherson strut and coil spring	
	Rear	Torsion beam and coil spring	
Tyres	185/55R16		

CAPACITY		
Seating capacity	Persons	5
Luggage capacity (VDA method)	Rear seats folded	556 Litres
	Rear seats raised	242 Litres
Fuel tank capacity		37 Litres



A little goes a loooooong way

At Suzuki we make it easy to own and enjoy your new car every day. Not only are Suzuki cars and SUVs economical – they are affordable, safe and sooooo much fun to drive. With our advanced small engine technology and innovative design, you'll get loads of value without compromising performance.

5 YEAR WARRANTY PACKAGE

Suzuki's comprehensive 3 year/100,000 km new vehicle warranty covers your entire vehicle for the most important part of its lifecycle, and includes an additional 2 year powertrain warranty extension for a total of 5 years worry-free motoring.

5 YEAR SUZUKI ASSIST

With one of New Zealand's most comprehensive roadside assistance programmes, you are covered all day, every day for 5 years from when you first buy your Suzuki – no matter how many kilometres you travel.



SUPPORTING OUR COMMUNITY



SUZUKI NEW ZEALAND LIMITED 1 HEADS ROAD, WHANGANUI. WWW.SUZUKI.CO.NZ

Standard and optional equipment available may vary from time to time. Some international models illustrated – please enquire at your Suzuki dealer for exact specifications. Suzuki New Zealand Ltd reserves the right to change, without notice, prices, colours, materials, equipment, specifications and models, and also to discontinue models. SZA1471 Nov 2023.