

# *SWIFT*

## *HYBRID*



 **SUZUKI**

# Switch on to a smarter future

Make the change to a Swift Hybrid from Suzuki – the experts in economical small cars and SUVs. With all of the character, fun and practicality of the Swift you love, this eco-friendly hatch seamlessly integrates Smart Hybrid technology to deliver amazing fuel efficiency and low emissions. So, switch on the fun and discover the cleaner, greener, swifter way to drive.



**HYBRID**



## SHVS — Smart Hybrid Vehicle by Suzuki

Going hybrid doesn't mean skimping on performance, or changing the way you drive – quite the opposite. Suzuki's Smart Hybrid fuel saving technology is light and compact, combining the Swift's responsive petrol engine with stop-start and electric engine assist for instant torque and surprising acceleration. This fusion of power reduces harmful gas emissions and you'll never have to worry about plugging in overnight as the Swift Hybrid is self-charging and always ready to go.



### DUALJET VVT & ISG

An efficient 1.2 litre DualJet engine combines with the Smart Hybrid system to provide performance and economy without compromise.

**TRANSMISSION:** CVT automatic

**POWER:** 61kW @ 6,000rpm

**TORQUE:** 107Nm @ 2,800rpm


**FUEL:** 4.1L/100 km combined NEDC

**CO2:** 94 g/km NEDC

## How it works


The Swift's Smart Hybrid system uses an electric motor called an Integrated Starter Generator (ISG). Working alongside Swift's petrol engine to help improve fuel efficiency, the ISG is powered by an extra 10 Ah lithium-ion battery that is charged as the car decelerates and brakes.

While cruising the battery helps power all of the additional electrical systems like safety features, air conditioning, Bluetooth and smartphone connectivity, plus all the electrical components that help the car to move.




### ENGINE AUTO STOP

When stationary the engine will stop and the ISG will power all electrics, saving fuel.




### RESTART

Press the accelerator and the ISG functions as a starter motor to silently and smoothly restart the engine.



### TAKE-OFF AND ACCELERATION

Accelerating away the ISG assists the engine reducing its fuel consumption.



### DECELERATION/BRAKING

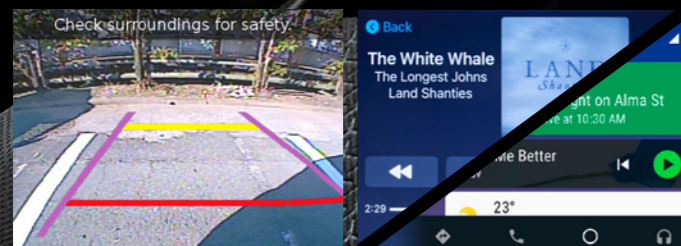
The ISG uses deceleration and braking energy to efficiently charge the Swift's batteries.

# Switched on innovation

Technology in the Swift Hybrid makes things easier, more fun, and more convenient. All the mod-cons are cleverly integrated to enhance your experience behind the wheel while the Swift's light, quiet interior impresses with a striking, modern look. Dials and instrumentation have been meticulously designed with everything in easy reach, right where you'd expect them to be. Switch on and have some fun!

## INFOTAINMENT

To keep you entertained and informed the Swift Hybrid has a centrally located touchscreen infotainment system with Bluetooth and reverse camera. Make phone calls, access your music, send and receive messages, and get directions using voice command or touchscreen through the latest smartphone connectivity.



## CLIMATE AIR CONDITIONING

A high contrast LCD display on the RS makes it easy to set the automatic air conditioning. The GLX model is equipped with a manual air conditioner that's also simple and easy to use.

## HANDS FREE CALLING

Bluetooth® connectivity allows you to answer calls while you're travelling, without moving your hands from the wheel or your attention from the road.

## ENGINE PERFORMANCE DISPLAY

The Swift Hybrid features an advanced full-colour multi-functional display (RS) intuitively conveying a range of information such as running performance, Hybrid battery status, fuel economy and digital running speed.

## ADAPTIVE CRUISE CONTROL AND SPEED LIMITER

For safer and fuel efficient driving, the cruise control and speed limiter allow you to set the fixed or maximum speed of your driving. The adaptive cruise control adjusts your speed automatically relative to the vehicle ahead using millimetre wave radar technology.

## KEYLESS ENTRY AND START

Unlock the Swift Hybrid RS by pressing a button on the door handle and start the car with the key safely in your bag or pocket. It's more secure than a regular key, preventing you from locking yourself out.

The GLX features remote entry.

# Peace of mind

It's a busy world, so prevention and protection are essential. On top of the stronger HEARTECT chassis and the six airbag system, the new Swift Hybrid features a whole host of smart safety features and electronic driver assistance systems. The level of innovation is truly astonishing, making the interior of the Hybrid one of the safest places you can be.



## Advanced Forward Detection System

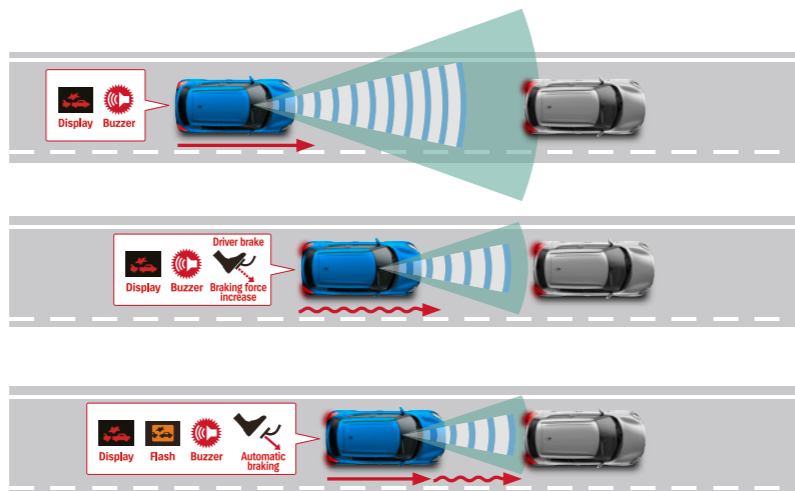
Suzuki has developed Advanced Forward Detection Systems with the aim of assisting the driver to avoid a collision or helping to mitigate damage from a collision.\*

### RADAR BRAKE SUPPORT (RBS)

When moving, the Swift Hybrid uses millimetre-wave radar to detect the vehicle in front, alert the driver with a warning and apply braking force as necessary to prevent a collision (GLX).

### DUAL SENSOR BRAKE SUPPORT (DSBS)

The RS model's monocular camera 'sees' mid-to-long distance and can detect pedestrians. It also has a laser sensor for short-distances and at night. Using information from these sensors it can detect a potential collision and act accordingly.



Standard and optional equipment available may vary from time to time.

\*Please do not rely on the Advanced Forward Detection System. It is only an aid and the ability to detect obstacles and lanes, and control the vehicle is limited. Always drive safely.

## LANE DEPARTURE WARNING AND PREVENTION

At 60 km/h or faster Swift Hybrid predicts your course and if you drift, vibrates the steering wheel and gives you a visual warning. If it determines that unintentional lane departure is likely, it automatically assists the driver via electric power steering system to keep the vehicle in its lane (RS).

## WEAVING ALERT

This system calculates your driving pattern and issues audio and visual warnings if it detects you're 'wandering' due to driver fatigue, for example (RS).

## ADAPTIVE CRUISE CONTROL

The adaptive cruise control system uses millimetre-wave radar to automatically maintain your following distance depending on the setting selected and vehicle speed (GLX and RS).

## PARKING SENSORS

Parking is safer and easier with ultrasonic sensors in the rear bumper that detect obstacles and send you a warning you can both see and hear (RS).

## ABS WITH EBD AND BRAKE ASSIST

The anti-locking braking system (ABS) and electronic brakeforce distribution (EBD) help prevent loss of control when braking. ABS stops the wheels from locking while EBD varies the force applied to each wheel, providing a better brake balance, matched to the driving conditions.

## HEADLAMP HIGH BEAM ASSIST

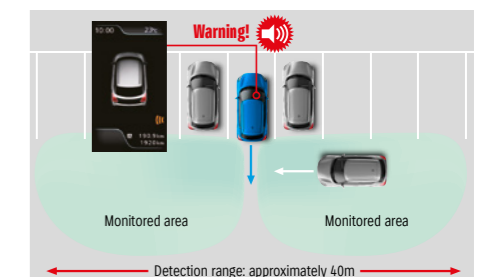
At 40 km/h or faster, Swift Hybrid's high beam assist can automatically switch the headlamps between high and low beam depending on the presence of other vehicles and the lighting environment (RS).

## BLIND SPOT MONITOR

Lane changing is much safer with the blind spot monitor, which detects any vehicles in a blind spot and alerts the driver with an alarm and flashing indicator (RS).

## REAR CROSS TRAFFIC ALERT

Allows you to manoeuvre safely out of parking spaces up to speeds of 8 km/h. Using two rear mounted side radar sensors, it provides the driver a visual and audio alert when it detects vehicles approaching from either side (RS).



# Equipment and specifications



INFOTAINMENT	GLX	RS
Touchscreen infotainment system	•	•
Four speaker tuner/MP3/WMA	•	-
Six speaker tuner/MP3/WMA	-	•
Bluetooth®	•	•
Smartphone connectivity	•	•
USB and auxiliary inputs	•	•

INSTRUMENT PANEL		
Tachometer	•	•
Information display	4.2-inch colour LCD	-
	Digital clock	•
	Outside temperature gauge	•
	Fuel consumption (instant, average, range)	•
	Engine performance screens	-
	Hybrid battery status	•
	Gear position indicator	•
	Tyre pressure monitor	•
	Oil change reminder	•
	Digital speed (running, average)	•
Lights-on and key reminder	•	•
Door ajar warning indicator	•	•
Seatbelt reminder for all seating positions	•	•
Fuel warning indicator	•	•

INTERIOR		
Air conditioning	Manual with pollen filter	•
	Climate control with pollen filter	-
Entry and start	Remote with hazard answer-back	•
	Keyless entry and push-button start	-
Steering wheel	Leather covered	•
	Cruise, speed limiter, phone and audio controls	•
	Tilt adjustable	•
	Telescopic adjustable	-
	Paddle shifters	-
Electric windows	Front	•
	Rear	-
Driver's side seat height adjuster		•
60:40 split-folding rear seats		•
Adjustable head restraints x 5		•
Fabric seat upholstery		•
3-position cabin lights (on, off, fade)		•
Ticket holder and vanity mirror on both sides		•
Front door storage pockets and armrests		•
Front seatback pocket on passenger's side		•
Drink holders x 7		•
Assist grips	x 1	•
	x 3	-
Instrument panel accent	White dimple	•
	Silver	-
Removable luggage area cover		•
Luggage area light		•
Remote fuel lid opener		•

EXTERIOR		GLX	RS
Chrome front grille accent		•	•
Privacy glass (rear passenger and hatch)		•	•
Wheels	16-inch silver painted alloys	•	-
	16-inch polished face alloys	-	•
	Emergency tyre puncture repair kit	•	•
Headlamps	LED projector	•	•
	Auto light-sensing	•	•
	Auto levelling	•	•
	LED daytime running lamps	•	•
Fog lamps	Front	•	•
	Rear (high intensity)	•	•
Door mirrors	Electrically adjustable	•	•
	Electrically folding with signal lamps	-	•
	Heated	•	•
	Blind spot monitor indicator	-	•
Windscreen wipers	2-speed, intermittent, washer	•	•
	Rear wiper and washer	•	•
Rear window demister		•	•
Rear centre aerial		•	•
Electromagnetic tailgate opener		•	•

SAFETY & SECURITY		
5 star ANCAP safety rating		•
5 year extensive warranty programme		•
5 year roadside assistance		•
Adaptive cruise control		•
Radar Brake Support		•
Dual Sensor Brake Support		-
Lane departure warning and prevention		-
Weaving alert		-
Blind spot monitor		-
Rear cross traffic alert		-
Reverse camera		•
Rear parking proximity sensors		-
Speed limiter		•
Hill hold control		•
Headlamp high beam assist		-
Guide Me light		•
Electronic Stability Programme (ESP®)		•
ABS with EBD and brake assist		•
Brake override system		•
Side impact beams		•
Collapsible steering column		•
Brake decoupling mechanism		•
Dual front SRS airbags		•
Driver and passenger side SRS airbags		•
Front and rear curtain SRS airbags		•
Passenger side airbag deactivation		•
Height adjustable seatbelt anchorages (front)		•
Front 3-point ELR seatbelts with pretensioners and force limiters		•
Rear 3-point ELR seatbelts with pretensioners and force limiters x 3		•
ISOFIX child seat anchorages x 2 and tether anchorages x 2		•
Child-proof rear door locks		•
Deadlocks		•
Engine auto stop start system		•
Engine immobiliser		•
Shift lock & key interlock		•

EXTERIOR		GLX	RS
Overall length	mm	3,845	
Overall width	mm	1,735	
Overall height	mm	1,495	
Wheelbase	mm	2,450	
Tread	Front	mm	1,520
	Rear	mm	1,525
Ground clearance	mm	120	
Minimum turning radius	m	4.8	

WEIGHTS		
Curb weight	kg	925
Gross vehicle weight	kg	1,375

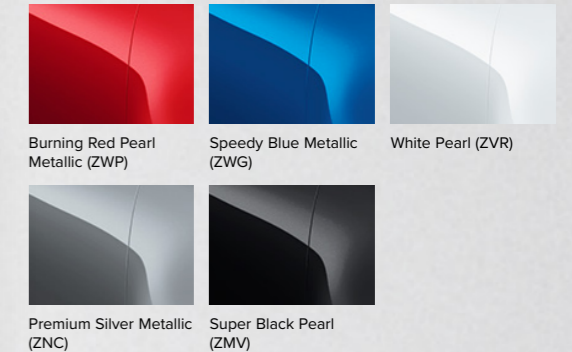
ENGINE		
Type		K12D
Number of cylinders		4
Number of valves		16
Piston displacement	cm3	1,197
Bore x stroke	mm	73.0x71.5
Compression ratio		13.0:1
Maximum output	kW	61 @ 6,000 rpm
Maximum torque	Nm	107 @ 2,800 rpm
Fuel distribution		Multipoint injection
Fuel type		95RON or greater
Fuel consumption* Combined	L/100 km	4.1 NEDC (4.7 3P-WLTP)
CO2 emissions	g/km	94 NEDC (106 3P-WLTP)

TRANSMISSION		
Type	Automatic	CVT

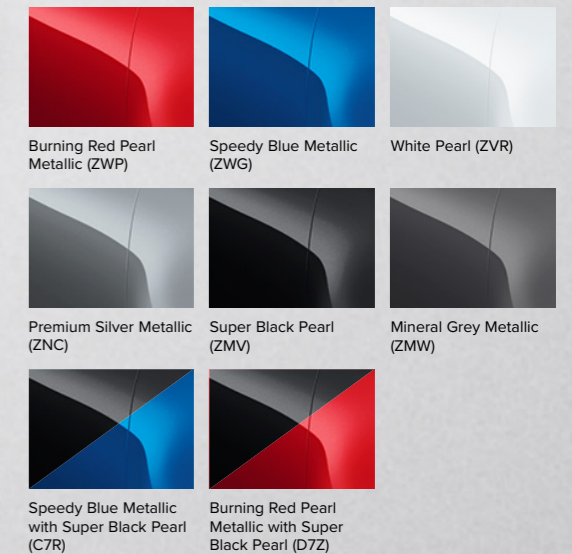
CHASSIS		
Steering		Rack & pinion
Brakes	Front	Ventilated disc
	Rear	Drum leading and trailing Disc
Suspension	Front	MacPherson strut and coil spring
	Rear	Torsion beam and coil spring
Tyres		185/55R16

CAPACITY		
Seating capacity	Persons	5
Luggage capacity	Rear seat folded	Litres 579
(VDA Method)	Rear seat raised	Litres 265
Fuel tank capacity	Litres	37

## SWIFT HYBRID GLX



## SWIFT HYBRID RS



SUZUKI NEW ZEALAND LIMITED 1 HEADS ROAD, WHANGANUI. WWW.SUZUKI.CO.NZ

Standard and optional equipment available may vary from time to time. Some international models illustrated – please enquire at your Suzuki dealer for exact specifications. Suzuki New Zealand Ltd reserves the right to change, without notice, prices, colours, materials, equipment, specifications and models, and also to discontinue models. \*Fuel consumption will vary due to factors such as vehicle condition, driving style and traffic conditions.

ESP® is a registered trademark of Daimler AG. Bluetooth® is a registered trademark of Bluetooth SIG, Inc. For more details including iPhone models compatible with Apple CarPlay, see: <http://www.apple.com/ios/carplay>. Apple, Apple CarPlay and iPhone are trademarks of Apple Inc., registered in the U.S. and other countries. Android Auto requires the Android Auto app from Google Play, and an Android compatible smartphone running Android™ 5.0 Lollipop or higher: <https://support.google.com/androidauto>. Android and Android Auto are trademarks of Google LLC.

# REAL VALUE

Real Value isn't just about sharp pricing, it's about worry-free enjoyment of your new Suzuki and protecting its on-going value.

## 5 YEAR WARRANTY PACKAGE

A comprehensive 3 year/100,000 km new vehicle warranty. This covers your entire vehicle for the most important part of its lifecycle and includes a 2 year powertrain warranty extension for a total of 5 years worry-free motoring.

## 5 YEAR SUZUKI ASSIST

This is one of New Zealand's most comprehensive roadside assistance programmes. It has you covered all day, every day for 5 years from when you first buy your Suzuki – no matter how many kilometres you travel.

[www.suzuki.co.nz](http://www.suzuki.co.nz)



[suzuki.co.nz](http://suzuki.co.nz)



VIEW CURRENT OFFERS