

# MAZDA 6

ZOOM-ZOOM





# CONTENTS

---

03 – Introduction

04 – Exterior

05 – Quality

06 – Performance

07 – Connectivity

08 – Technology

09 – Interior

10 – Safety

11 – i-Activsense

12 – Craftsmanship

13 – Colours

14 – Sport

15 – Touring

16 – GT SP

17 – Atenza

18 – Specifications

29 – Mazda Care

30 – Contact







## EXPERIENCE SOME QUALITY TIME


Both inside and out, Mazda6 elevates quality and sophistication to an even higher level. Command the road with a Skyactiv-G 2.5T turbocharged petrol engine and 19-inch alloy wheels, both standard on Atenza grade. Inside, you'll enjoy nappa leather<sup>#</sup> seats, real wood and Ultrasuede<sup>®</sup> trim on Atenza grade and the latest safety and connectivity across the range. It all comes together to create a car you'll want to spend some quality time in.

<sup>#</sup> Leather interior includes some Maztex material on selected high-impact surfaces.



‘Mature Elegance’ was the theme our designers explored when developing Mazda6. Drawing on Mazda’s signature Kodo ‘Soul of Motion’ design philosophy, key exterior elements of the vehicle have been reworked and reimagined to deliver dynamic, dignified beauty. From the sleek side profile to the LED headlamps, everything is designed to work in harmony, creating a sense of powerful motion that flows from the front to the rear.

## STRIKING FROM ANY ANGLE







## SUPERIOR QUALITY

Once you're immersed in the cabin, you'll quickly notice the elegant atmosphere created by quality finishes. In Atenza grade, the ventilated front seats, covered in beautiful nappa leather<sup>#</sup>, deliver a new level of luxury. While the sense of a truly connected drive is further enhanced by the stylish dash that envelops the driver. Through smart technology like MZD Connect, granting access to your device's functionality via a full-colour screen, you'll feel even further connected to the drive and the world around you.

<sup>#</sup> Leather interior includes some Maztex material on selected high-impact surfaces.



## A STIRRING PERFORMANCE

Agile handling is delivered through an advanced suspension system that elevates the quality of the ride.

Mazda6 also features i-ELOOP, which harvests braking energy to a capacitor, then reuses it to power on-board electrical systems and reduce fuel consumption. i-ELOOP is available on Skyactiv-G 2.5L non-turbo engines.







## STAY CONNECTED TO YOUR JOURNEY

Mazda6 not only enhances your driving world, but your world beyond it. MZD Connect brings you DAB+ digital radio and access to online content including social media, music, podcasts and more, simply by linking your compatible smartphone<sup>§</sup>. It can even read texts and emails aloud. Everything is centralised on a touch screen positioned so your attention remains on the road<sup>†</sup>. The rotary multi-function commander puts all function control right at hand. Menu choice, audio and navigation can even be driven by voice command, so even when the drive takes you away, you're never out of touch.

<sup>§</sup> Please check the compatibility of your device (particularly your mobile phone) with the specific Mazda vehicle you intend to purchase as not all devices operate correctly. Visit [www.mazda.com.au/Bluetooth](http://www.mazda.com.au/Bluetooth) or consult your Mazda Dealer for further information.

<sup>†</sup> Driver-assistance features do not replace the driver's judgement and are not to be used in place of skilled and safe driving practices. It is the driver's sole responsibility to monitor vehicle surroundings and conditions and comply with all applicable laws at all times.





## TECHNOLOGY THAT INSPIRES

Mazda6's latest technology is not only designed to keep you safe, it's designed to inspire. The Active Driving Display allows to you focus on the road ahead,<sup>†</sup> by projecting important data like current speed, navigation cues and traffic signage directly onto the windshield. In the Atenza model, a seven-inch TFT LCD display sits within the centre meter, making access to driving information effortless. All models also give you the convenience of hands-free phone operation, music streaming via Bluetooth® and handy USB ports.

<sup>†</sup> Driver-assistance features do not replace the driver's judgement and are not to be used in place of skilled and safe driving practices. It is the driver's sole responsibility to monitor vehicle surroundings and conditions and comply with all applicable laws at all times.





## LOSE YOURSELF IN LUXURY

The spacious Mazda6 accommodates five people in a cabin that embodies quality. Thick padding and wide seat cushions create a comfortable and inviting look that extends throughout the vehicle. An impressive variety of interior colours, wood trim and leathers,<sup>#</sup> plus details such as a storage compartment in the rear centre armrest, further continue this theme. Cargo is carefully considered too. Both sedan and wagon feature 60/40 split-folding rear seats, extending the generous luggage area to accommodate unusually shaped items. The wagon's clever seats unlatch and fold in a fluid move, creating a virtually flat floor.

<sup>#</sup> Leather interior includes some Maztex material on selected high-impact surfaces.





## SAFETY COMES FIRST

Mazda6 has a number of advanced safety tools at its disposal to help you combat the unexpected† Starting with world-class collision protection, provided by an extremely rigid body and a brace of SRS airbags as standard, along with disc brakes boasting ABS and Electronic Brake-force Distribution (EBD), which optimises braking depending on the load. Emergency Brake Assist (EBA) also boosts stopping power the instant emergency braking is sensed. The advanced Smart City Brake Support (SCBS) can detect vehicles and pedestrians ahead through its forward-sensing camera and help avoid or mitigate unavoidable collisions. If you do brake suddenly, Emergency Stop Signal (ESS) will automatically flash hazard lights to warn following drivers. While Hill Launch Assist (HLA) will keep the brakes applied for a short time when on an incline, giving you time to apply the accelerator and drive off smoothly. This means every drive in Mazda6 isn't just exciting, it's safe.

† Driver-assistance features do not replace the driver's judgement and are not to be used in place of skilled and safe driving practices. It is the driver's sole responsibility to monitor vehicle surroundings and conditions and comply with all applicable laws at all times.



## STAY ONE STEP AHEAD WITH i-ACTIVSENSE

Mazda6 offers a wide range of advanced i-Activsense safety technologies, with Driver Attention Alert (DAA), Smart City Brake Support (SCBS), Blind Spot Monitoring (BSM) and Rear Cross Traffic Alert (RCTA) standard across the range. Adaptive LED headlamps on Atenza grade tailor lighting for all conditions, Mazda Radar Cruise Control (MRCC) can now track the car in front at all speeds and our 360° view monitor ensures superior visibility while parking. To further assist the driver,† Intelligent Speed Assist (ISA) allows you to limit your speed dynamically with the press of a button.




† i-Activsense and other safety technologies are driver assist technologies only and should not be used in place of skilled and safe driving practices. It is the driver's sole responsibility to monitor vehicle surroundings and conditions and comply with all applicable laws at all times.



# NEW LEVEL OF INTERIOR CRAFTSMANSHIP


Thanks to the luxurious seats, the finely crafted details and high-quality materials, you'll feel at home the moment you sit down in the quality cabin.



Black cloth (Sport)



Black leather#  
(Touring)



Burgundy leather#  
(GT SP)



Walnut brown nappa leather#  
(Atenza)



Pure white nappa leather# ■  
(Atenza)

■ Pure white nappa leather only available with Blue Reflex Mica, Soul Red Crystal Metallic, Machine Grey Metallic, Jet Black Mica, Polymetal Grey Metallic and Deep Crystal Blue Mica exterior colours.

# Leather interior includes some Maztex material on selected high-impact surfaces.







Snowflake White Pearl Mica



Sonic Silver Metallic



Blue Reflex Mica ■




Soul Red Crystal Metallic^■

# YOUR PERFECT SHADE

With a choice of 8 stunning and sophisticated colours you will find a Mazda6 to suit your taste and style.



Machine Grey Metallic^ ■



Polymetal Grey Metallic^ ■



Deep Crystal Blue Mica ■



Jet Black Mica ■

^ At extra cost.  
■ Pure white nappa leather only available with Blue Reflex Mica, Soul Red Crystal Metallic, Machine Grey Metallic, Jet Black Mica, Polymetal Grey Metallic and Deep Crystal Blue Mica exterior colours.





## MAZDA6 SPORT – STANDARD ACROSS EVERY GRADE

- » 17-inch alloy wheels with A225/55 tyres
- » Headlamps (LED)
- » Exterior mirrors with power adjustment, heating and folding function
- » Rear spoiler (Wagon only)
- » Roof rails (Wagon only)
- » Tail-lamps (LED)
- » Wiper (rear) with intermittent function (Wagon only)
- » Wipers (front) 2-speed with rain-sensing function
- » 8-inch full colour touch screen display (MZD Connect)
- » Air-conditioning (dual-zone climate control) with rear vents
- » Apple® CarPlay and Android™ Auto
- » Bluetooth® hands-free phone and audio capability§
- » Electric parking brake with auto hold
- » Internet radio integration (Stitcher™ and Aha™)
- » Leather wrapped: gear shift knob and steering wheel
- » Multi-function commander control
- » Paddle shift gear control
- » Satellite navigation
- » Seat trim: Black cloth
- » USB charging ports (rear seat armrest)
- » USB-audio input ports (iPod® compatible)
- » Active Driving Display
- » Advanced keyless push-button engine start
- » Blind Spot Monitoring (BSM)†
- » Driver Attention Alert (DAA)†
- » High Beam Control (HBC)†
- » Intelligent Speed Assistance (ISA)†
- » Lane Departure Warning (LDW)†
- » Lane-keep Assist System (LAS)†
- » Mazda Radar Cruise Control (MRCC)† with Stop & Go function
- » Parking sensors (rear)
- » Rear Cross Traffic Alert (RCTA)†
- » Rear-view mirror with auto-dimming function
- » Reverse camera
- » Smart Brake Support (SBS)†
- » Smart City Brake Support [Forward/Reverse] (SCBS F/R)†
- » Traffic Sign Recognition (TSR)†
- » Tyre Pressure Monitoring System (TPMS)†

## POWERTRAIN

- Skyactiv-G
  - » 2.5 litre in-line 4 cylinder 16 valve DOHC S-VT petrol (Skyactiv-G) engine with i-stop and i-ELOOP
  - » Drivetrain: FWD
  - » Fuel consumption (combined): 7.0L/100km\*
  - » Maximum power: 140kW @ 6,000rpm
  - » Maximum torque: 252Nm @ 4,000rpm
  - » Transmission: 6-speed auto (Skyactiv-Drive)
  - » G-Vectoring Control Plus (GVC-Plus)
  - » Cylinder Deactivation

§ Please check the compatibility of your Bluetooth® device (particularly your mobile phone) with the specific Mazda vehicle you intend to purchase as not all devices operate correctly. Visit [www.mazda.com.au/Bluetooth](http://www.mazda.com.au/Bluetooth) or consult your Mazda Dealer for further information. † i-Activsense, other safety technologies and driver-assistance features do not replace the driver's judgement, and should not be used in place of skilled and safe driving practices. It is the driver's sole responsibility to monitor vehicle surroundings and conditions and comply with all applicable laws at all times. \*Combined fuel consumption figures are based on ADR 81/02 test results. They are useful in comparing the fuel consumption of different vehicles. They may not be the fuel consumption achieved in practice. This will depend on traffic, road conditions and how the vehicle is driven.





## MAZDA6 TOURING FEATURES – ADDITIONAL TO SPORT

- » Daytime running lamps (LED)
- » Exterior mirrors with auto folding function
- » Front seats with: 2-position memory function (driver), 6-way power adjustment (passenger) and 10-way power adjustment (driver)
- » Seat trim: Black leather#
- » Premium Bose® 231 watt amplifier and 11 speakers
- » Advanced keyless entry
- » Parking sensors (front)

## POWERTRAIN

- Skyactiv-G
- » 2.5 litre in-line 4 cylinder 16 valve DOHC S-VT petrol (Skyactiv-G) engine with i-stop and i-ELOOP
  - » Drivetrain: FWD
  - » Fuel consumption (combined): 7.0L/100km\*
  - » Maximum power: 140kW @ 6,000rpm
  - » Maximum torque: 252Nm @ 4,000rpm
  - » Transmission: 6-speed auto (Skyactiv-Drive)
  - » G-Vectoring Control Plus (GVC-Plus)
  - » Cylinder Deactivation



### PARK WITH CONFIDENCE

Front and rear sensors sound warnings to make parking much easier, helping you to avoid parking scrapes†



### EXTRA SENSES

Blind Spot Monitoring (BSM) scans the vehicle's blind spots for approaching vehicles, warning you against dangerous lane changes with an LED icon and beeping alerts†



### SENSUOUS SURROUNDS

Leather# interior offers superb craftsmanship and comfort.

# Leather interior includes some Maztex material on selected high-impact surfaces. \* Combined fuel consumption figures are based on ADR 81/02 test results. They are useful in comparing the fuel consumption of different vehicles. They may not be the fuel consumption achieved in practice. This will depend on traffic, road conditions and how the vehicle is driven. † i-Activsense, other safety technologies and driver-assistance features do not replace the driver's judgement, and should not be used in place of skilled and safe driving practices. It is the driver's sole responsibility to monitor vehicle surroundings and conditions and comply with all applicable laws at all times.





## MAZDA6 GT SP FEATURES – ADDITIONAL TO TOURING

- » 19-inch black metallic alloy wheels with 225/45 tyres
- » Front and rear seats with: heating function
- » Seat trim: Burgundy leather<sup>#</sup>
- » Adaptive Front-lighting System (AFS)<sup>†</sup>

## POWERTRAIN

- Skyactiv-G
- » 2.5 litre turbo in-line 4 cylinder 16 valve DOHC S-VT petrol (Skyactiv-G 2.5T) engine with i-stop
  - » Drivetrain: FWD
  - » Fuel consumption (combined): 7.6L/100km<sup>\*</sup>
  - » Maximum power: 170kW @ 5,000rpm
  - » Maximum torque: 420Nm @ 2,000rpm
  - » Transmission: 6-speed auto (Skyactiv-Drive)
  - » G-Vectoring Control Plus (GVC-Plus)



**ART IN ALLOY**  
Striking black metallic 19-inch alloy wheels create an even more dynamic sense of style.



**NO KEY NEEDED**  
Advanced keyless entry means as long as you're carrying the remote locking unit, you enter just by pressing a button on either front door. The engine starts with a touch of a button.



**STAY BETWEEN THE LINES**  
Lane Departure Warning (LDW) and Lane-keep Assist System (LAS) alert you if you unintentionally stray from your lane!

<sup>#</sup> Leather interior includes some Maztex material on selected high-impact surfaces. <sup>\*</sup> Combined fuel consumption figures are based on ADR 81/02 test results. They are useful in comparing the fuel consumption of different vehicles. They may not be the fuel consumption achieved in practice. This will depend on traffic, road conditions and how the vehicle is driven. <sup>†</sup> i-Activsense, other safety technologies and driver-assistance features do not replace the driver's judgement, and should not be used in place of skilled and safe driving practices. It is the driver's sole responsibility to monitor vehicle surroundings and conditions and comply with all applicable laws at all times.





## MAZDA6 ATENZA FEATURES – ADDITIONAL TO GT SP

- » Power sliding and tilt glass sunroof
- » Front seats with: ventilation function
- » Seat trim: Walnut brown or Pure white nappa leather<sup>#</sup>
- » 7-inch TFT LCD multi-information meter display
- » Ambient lighting (LED)
- » Black headlining
- » Frameless rear-view mirror
- » Real wood door and dashboard trim inserts
- » Ultrasuede<sup>®</sup> door and dashboard trim inserts
- » 360° View Monitor<sup>†</sup>
- » Adaptive LED Headlamps (ALH)<sup>†</sup>
- » Heated steering wheel

## POWERTRAIN

- » Skyactiv-G
- » 2.5 litre turbo in-line 4 cylinder 16 valve DOHC S-VT petrol (Skyactiv-G 2.5T) engine with i-stop
- » Drivetrain: FWD
- » Fuel consumption (combined): 7.6L/100km<sup>\*</sup>
- » Maximum power: 170kW @ 5,000rpm
- » Maximum torque: 420Nm @ 2,000rpm
- » Transmission: 6-speed auto (Skyactiv-Drive)
- » G-Vectoring Control Plus (GVC-Plus)



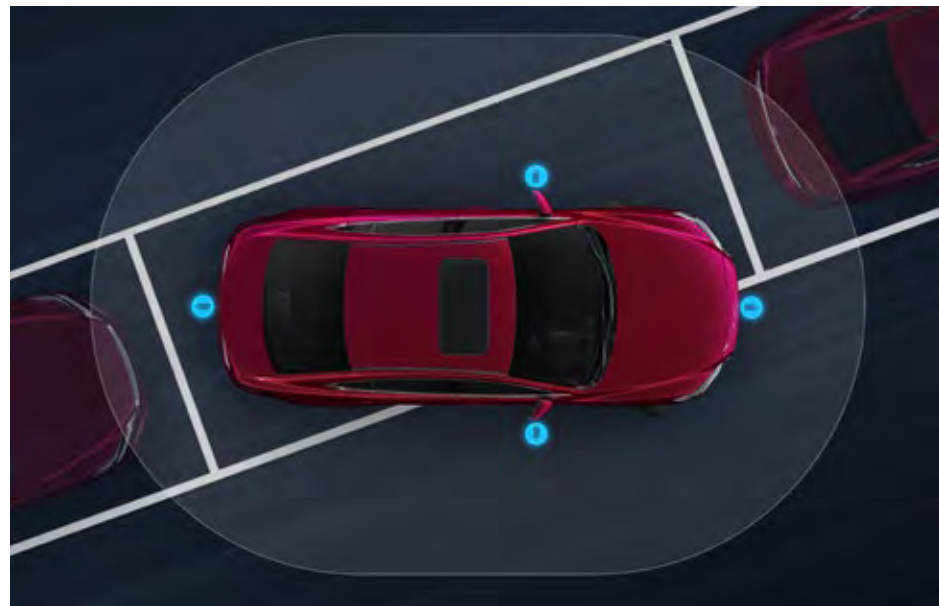
### INSIGHTFUL LIGHTING

Adaptive LED Headlamps (ALH) cleverly adjusts pattern, shape and height of headlamp beams to maximise visibility and reduce glare for other drivers<sup>†</sup>



### OPEN UP THE FUN

Enjoy the elements with a power-operated sliding glass sunroof that includes a tilt function.



### SEE IN 360°

Four separate cameras give you a complete 360° view around the vehicle, helping you minimise blind spots and avoid potential danger<sup>†</sup>

<sup>#</sup> Leather interior includes some Maztex material on selected high-impact surfaces. <sup>\*</sup> Combined fuel consumption figures are based on ADR 81/02 test results. They are useful in comparing the fuel consumption of different vehicles. They may not be the fuel consumption achieved in practice. This will depend on traffic, road conditions and how the vehicle is driven. <sup>†</sup> i-Activsense, other safety technologies and driver-assistance features do not replace the driver's judgement, and should not be used in place of skilled and safe driving practices. It is the driver's sole responsibility to monitor vehicle surroundings and conditions and comply with all applicable laws at all times.



SPECIFICATIONS

Powertrain		2.5L I4 Petrol	2.5L I4 Petrol Turbo
Bore and stroke (mm)		89.0 x 100.0	89.0 x 100.0
Compression ratio		13.0 : 1	10.5 : 1
Drivetrain		FWD	FWD
Emissions standard		Euro stage V	Euro stage V
Engine capacity (cc)		2,488	2,488
Engine type		2.5 litre in-line 4 cylinder 16 valve DOHC S-VT petrol (Skyactiv-G) engine with i-stop and i-ELOOP	2.5 litre turbo in-line 4 cylinder 16 valve DOHC S-VT petrol (Skyactiv-G 2.5T) engine with i-stop
Fuel consumption (L/100km)*:	Auto (combined)	7.0	7.6
	Auto (extra urban)	5.9	6.2
	Auto (urban)	8.9	10.1
CO <sub>2</sub> Emissions (g/km)*	combined	164	178
Fuel system		Electronic direct injection	Electronic direct injection
Fuel tank capacity (litres)		62	62
Gear ratio	1st	3.552	3.487
	2nd	2.022	1.992
	3rd	1.452	1.449
	4th	1.000	1.000
	5th	0.708	0.707
	6th	0.599	0.600
	Reverse	3.893	3.990
	Final drive	4.325	4.090
Maximum power (kW @ rpm)		140kW @ 6,000rpm	170kW @ 5,000rpm
Maximum torque (Nm @ rpm)		252Nm @ 4,000rpm	420Nm @ 2,000rpm
Recommended fuel		Unleaded (91RON or higher) or E10	Unleaded (91RON or higher) or E10
Throttle control		Electronic (drive-by-wire)	Electronic (drive-by-wire)
Transmission		6-speed (Skyactiv-Drive) automatic	6-speed (Skyactiv-Drive) automatic

\* Fuel consumption and CO<sub>2</sub> figures are based on ADR 81/02 test results. They are useful in comparing the fuel consumption of different vehicles. They may not be the fuel consumption and emissions achieved in practice. This will depend on traffic and road conditions and how the vehicle is driven.



SPECIFICATIONS

Model Availability		Sport	Touring	GT SP	Atenza
Sedan:	2.5L I4 Petrol / 6-speed automatic	●	●	—	—
	2.5L I4 Petrol Turbo / 6-speed automatic	—	—	●	●
Wagon:	2.5L I4 Petrol / 6-speed automatic	●	●	—	—
	2.5L I4 Petrol Turbo / 6-speed automatic	—	—	●	●

Chassis & Powertrain Technologies	2.5L I4 Petrol	2.5L I4 Petrol Turbo
Automatic transmission drive selection	●	●
Automatic transmission kickdown switch	●	●
Electric Parking Brake with Auto Hold	●	●
Electric power assist steering	●	●
Hill Launch Assist (HLA)	●	●
i-stop	●	●
i-ELOOP	●	—
Cylinder Deactivation	●	—
Skyactiv-Body	●	●
Skyactiv-Chassis	●	●
Skyactiv-Vehicle Dynamics G-Vectoring Control Plus (GVC-Plus)	●	●
Paddle shift gear control	●	●

● = Standard, — = Not available.



SPECIFICATIONS

Chassis		Sport	Touring	GT SP	Atenza
Brake diameter (mm):	Front	297	297	297	297
	Rear	278	278	278	278
Brake type:	Front	----- Ventilated disc -----			
	Rear	----- Solid disc -----			
Steering type		----- Electric power assist steering -----			
Suspension:	Front	----- MacPherson strut -----			
	Rear	----- Multi-link -----			
Turning circle kerb to kerb (m):	Sedan	11.2	11.2	11.2	11.2
	Wagon	11.0	11.0	11.0	11.0
Tyre size		225/55 R17	225/55 R17	225/45 R19	225/45 R19
Tyre index		97V	97V	92W	92W
Wheel size		17 x 7.5 J	17 x 7.5 J	19 x 7.5 J	19 x 7.5 J
Wheel type		----- Alloy -----			
Tyre size (spare)		----- T125/70 R17 -----			
Wheel size (spare)		----- 17 x 4.0 T -----			
Wheel type (spare)		----- Temporary (Steel) -----			



# SPECIFICATIONS

Weights and Capacities				
Sedan	Sport	Touring	GT SP	Atenza
Cargo room volume VDA (litres)	474	474	474	474
Kerb weight (kg)	1,538	1,538	1,609	1,622
Gross Vehicle Mass (GVM) (kg)	2,041	2,041	2,079	2,079
Towing capacity <sup>⌘</sup> – braked / unbraked (kg):	1,500 / 550	1,500 / 550	1,600 / 750	1,600 / 750
Tow ball download maximum (kg) <sup>⌘</sup>	120	120	120	120

Wagon	Sport	Touring	GT SP	Atenza
Cargo room volume VDA (litres)    Measured with rear seats up and up to tonneau cover	506	506	506	506
Cargo room volume VDA (litres)    Measured with rear seats folded down and up to roof	1,648	1,648	1,648	1,648
Kerb weight (kg)	1,555	1,555	1,615	1,629
Gross Vehicle Mass (GVM) (kg)	2,064	2,064	2,093	2,093
Towing capacity <sup>⌘</sup> – braked / unbraked (kg):	1,500 / 550	1,500 / 550	1,600 / 750	1,600 / 750
Tow ball download maximum (kg) <sup>⌘</sup>	120	120	120	120

● = Standard, — = Not available.

⌘ When fitted with a Mazda Genuine Towing kit. Subject to State and Territory regulations.



SPECIFICATIONS

Dimensions					
Sedan		Sport	Touring	GT SP	Atenza
Ground clearance unladen (mm)		----- 165 -----			
Overall length (mm)		----- 4,865 -----			
Overall width (mm)	excluding mirrors	----- 1,840 -----			
	mirrors folded	----- 1,887 -----			
	mirrors opened	----- 2,090 -----			
Overall height (mm)		----- 1,450 -----			
Track (mm):	Front	----- 1,585 -----			
	Rear	----- 1,575 -----			
Wheelbase (mm)		----- 2,830 -----			
Wagon		Sport	Touring	GT SP	Atenza
Ground clearance unladen (mm)		----- 165 -----			
Overall length (mm)		----- 4,800 -----			
Overall width (mm)	excluding mirrors	----- 1,840 -----			
	mirrors folded	----- 1,887 -----			
	mirrors opened	----- 2,090 -----			
Overall height (mm)		----- 1,480 -----			
Track (mm):	Front	----- 1,585 -----			
	Rear	----- 1,575 -----			
Wheelbase (mm)		----- 2,750 -----			



SPECIFICATIONS

Exterior		Sport	Touring	GT SP	Atenza
Daytime running lamps (LED)		—	●	●	●
Door handles (body coloured)		●	●	●	●
Exhaust extensions (chrome)		●	●	●	●
Front and rear bumpers (body coloured)		●	●	●	●
Green-tinted windscreen, side and rear windows		●	●	●	●
Headlamps (LED)		●	●	●	●
Headlamps auto on/off function		●	●	●	●
Exterior mirrors	body colour	●	●	—	●
	gloss black	—	—	●	—
	with power folding function	●	●	●	●
	with auto folding function	—	●	●	●
	with heating function	●	●	●	●
	with power adjustment	●	●	●	●
Power sliding and tilt glass sunroof		—	—	—	●
Power windows		●	●	●	●
Rear spoiler		●*	●*	●*	●*
Roof rails		●*	●*	●*	●*
Tail-lamps (LED)		●	●	●	●
Window demister (rear)		●	●	●	●
Wipers (front) 2-speed with rain-sensing function		●	●	●	●
Wiper (rear) with intermittent function		●*	●*	●*	●*

● = Standard, ●\* = Standard (Wagon only), — = Not available.



SPECIFICATIONS

Seats		Sport	Touring	GT SP	Atenza
Front seats with:	2-position memory function (driver)	—	●	●	●
	6-way power adjustment (passenger)	—	●	●	●
	10-way power adjustment (driver)	—	●	●	●
	Adjustable head restraints	●	●	●	●
	Heating function	—	—	●	●
	Ventilation function	—	—	—	●
	Height adjustment (driver and passenger)	●	●	●	●
	Lumbar support adjustment (driver)	●	●	●	●
	Rake and slide adjustment	●	●	●	●
	Seat back pockets	●	●	●	●
Rear seats with:	60/40 split fold backrest	●	●	●	●
	Adjustable head restraints	●	●	●	●
	Centre fold down armrest with storage and 2 x USB charging points	●	●	●	●
	Heating function	—	—	●	●
Seat trim:	Black cloth	●	—	—	—
	Black leather <sup>#</sup>	—	●	—	—
	Burgundy leather <sup>#</sup>	—	—	●	—
	Walnut brown nappa leather <sup>#</sup>	—	—	—	●
	Pure white nappa leather <sup>#</sup>	—	—	—	○

● = Standard, ○ = Option, — = Not available.

<sup>#</sup> Leather interior includes some Maztex material on selected high-impact surfaces.



SPECIFICATIONS

Interior		Sport	Touring	GT SP	Atenza
7-inch TFT LCD multi-information meter display		—	—	—	●
Active Driving Display		●	●	●	●
Air-conditioning (dual-zone climate control) with rear vents		●	●	●	●
Ambient temperature display		●	●	●	●
Cargo area 12 volt power outlet		●*	●*	●*	●*
Cargo area tonneau cover with ‘Karakuri’ up and down function		●*	●*	●*	●*
Cargo net		●*	●*	●*	●*
Centre armrest console		●	●	●	●
Critical function warning lights/chimes		●	●	●	●
Cupholders		●	●	●	●
Door bottle holders (front and rear)		●	●	●	●
Glove box (illuminated)		●	●	●	●
Heated Steering Wheel		—	—	—	●
Instrument panel light dimmer		●	●	●	●
Interior illumination:	Cargo room lamp	●	●	●	●
	Entry system with delayed fade	●	●	●	●
	Map reading spot lamps (Halogen)	●	●	●	—
	Map reading spot lamps (LED)	—	—	—	●
	Power window switches	●	●	●	●
	Ambient lighting (LED)	—	—	—	●
Interior release for fuel filler door		●	●	●	●
Leather-wrapped:	Gear shift knob	●	●	●	●
	Steering wheel	●	●	●	●
Mazda Radar Cruise Control (MRCC) with Stop & Go function		●	●	●	●
One touch (up and down) power windows		●	●	●	●

● = Standard, ●\* = Standard (Wagon only), — = Not available.



SPECIFICATIONS

Interior	Sport	Touring	GT SP	Atenza
Overhead sunglass storage box	●	●	●	●
Rear-view mirror with auto dimming function	●	●	●	—
Rear-view mirror (frameless) with auto dimming function	—	—	—	●
Tachometer and electronic odometer/ tripmeter	●	●	●	●
Tilt and telescopic adjustable steering wheel	●	●	●	●
Trip computer	●	●	●	●
Vanity mirrors (front) with illumination	●	●	●	●

Infotainment	Sport	Touring	GT SP	Atenza
8-inch full colour touch screen display (MZD Connect)	●	●	●	●
Apple® CarPlay and Android™ Auto§	●	●	●	●
Audio system	Premium Bose® 231 watt amplifier and speakers	—	●	●
	Speakers (6)	●	—	—
	Speakers (11)	—	●	●
	Bluetooth® audio§	●	●	●
	USB audio input port (iPod® compatible)§	●	●	●
	Auxiliary-audio input jack (3.5mm mini-stereo)	●	●	●
Bluetooth® hands-free phone§	●	●	●	●
Multi-function commander control	●	●	●	●
Radio	AM/FM tuner with Radio Data System (RDS) program information	●	●	●
	DAB+ digital radio	●	●	●
	Internet radio integration (Stitcher™ and Aha™ )	●	●	●
Satellite navigation	●	●	●	●
Steering wheel-mounted phone and audio controls	●	●	●	●

● = Standard, — = Not available.

§ Please check the compatibility of your device (particularly your mobile phone) with the specific Mazda vehicle you intend to purchase as not all devices operate correctly. Visit [www.mazda.com.au/Bluetooth](http://www.mazda.com.au/Bluetooth) or consult your Mazda Dealer for further information.



SPECIFICATIONS

Safety and Security	Sport	Touring	GT SP	Atenza
360° View Monitor†	—	—	—	●
Adaptive Front-lighting System (AFS)†	—	—	●	—
Adaptive LED Headlamps (ALH)	—	—	—	●
Advanced keyless entry	—	●	●	●
Advanced keyless push-button engine start	●	●	●	●
Airbags SRS:	Front (driver and passenger)	●	●	●
	Side (front)	●	●	●
	Curtain (front and rear)	●	●	●
Anti-lock Braking System (ABS)†	●	●	●	●
Auto Door Lock (ADL)	●	●	●	●
Blind Spot Monitoring (BSM)†	●	●	●	●
Childproof rear door locks	●	●	●	●
Double-lock door deadlock function	●	●	●	●
Driver Attention Alert (DAA)†	●	●	●	●
Dynamic Stability Control (DSC)†	●	●	●	●
Electronic Brake-force Distribution (EBD)†	●	●	●	●
Emergency Brake Assist (EBA)†	●	●	●	●
Emergency Stop Signal (ESS)†	●	●	●	●
Engine immobiliser	●	●	●	●
Forward Obstruction Warning (FOW)†	●	●	●	●
High Beam Control (HBC)†	●	●	●	—
High mount stop lamp	●	●	●	●
Intelligent Speed Assistance (ISA)†	●	●	●	●
Intrusion-minimising brake pedal	●	●	●	●
ISOFIX child restraint anchor points and top tethers	●	●	●	●
Lane Departure Warning (LDW)†	●	●	●	●

● = Standard, — = Not available.

† i-Activsense and other safety technologies are driver assist technologies only and should not be used in place of skilled and safe driving practices. It is the driver’s sole responsibility to monitor vehicle surroundings and conditions and comply with all applicable laws at all times.



SPECIFICATIONS

Safety and Security	Sport	Touring	GT SP	Atenza
Lane keep Assist System (LAS) <sup>†</sup>	●	●	●	●
Left-hand-side convex (wide angle) exterior mirror	●	●	●	●
Parking sensors (front)	—	●	●	●
Parking sensors (rear)	●	●	●	●
Rear Cross Traffic Alert (RCTA) <sup>†</sup>	●	●	●	●
Remote central locking (2 transmitters)	●	●	●	●
Reverse camera	●	●	●	●
Seat-belt warning (front and rear)	●	●	●	●
Seat-belts 3-point lap-sash (all seats)	●	●	●	●
Seat-belts (front) with pretensioners, load-limiters and height adjustable shoulder anchorages	●	●	●	●
Side impact door beams	●	●	●	●
Smart Brake Support (SBS) <sup>†</sup>	●	●	●	●
Smart City Brake Support [Forward/Reverse] (SCBS F/R) <sup>†</sup>	●	●	●	●
Traction Control System (TCS) <sup>†</sup>	●	●	●	●
Traffic Sign Recognition (TSR) <sup>†</sup>	●	●	●	●
‘Triple H’ safety construction with front and rear crumple zones	●	●	●	●
Tyre Pressure Monitoring System (TPMS)	●	●	●	●
Whiplash-minimising front seats	●	●	●	●

● = Standard, — = Not available.

† i-Activsense and other safety technologies are driver assist technologies only and should not be used in place of skilled and safe driving practices. It is the driver’s sole responsibility to monitor vehicle surroundings and conditions and comply with all applicable laws at all times.



**5**  
YEAR | UNLIMITED  
KILOMETRE  
WARRANTY

**5**  
YEAR | PREMIUM  
ROADSIDE  
ASSISTANCE



## REST ASSURED — YOUR WARRANTY

The quality built into Mazda3 is backed up by a 5 year, unlimited kilometre factory warranty and 6 year panel protection warranty.<sup>#</sup>

## HELP IS AT HAND — MAZDA ROADSIDE ASSISTANCE

Mazda Premium Roadside Assistance is now included with the purchase of all new Mazda vehicles. Whether it's a flat battery, locked-in keys, accident support and flat or damaged tyres, we've got you covered, day or night, city or country. With Mazda Premium Roadside Assistance, help is always there when you need it. (Terms and conditions apply.)

## MAZDA FINANCE — FINANCE, YOUR WAY

Mazda Finance offers flexible finance options to suit you or your business. You can choose from a Mazda Finance Fixed Rate Car Loan or Mazda Assured\*, a loan option that enables you to enjoy a new Mazda more often. Each finance option comes with the reassurance of a Mazda Tailored Rate – an interest rate tailored to your individual circumstances.

## MAINTAIN THAT ZOOM-ZOOM

Your Mazda3 deserves the best in care. Servicing with Mazda Service Select gives your car the advantage of factory trained Service Technicians and advanced computer diagnostic systems. As well as maintaining your Mazda in A1 condition, you'll also be protecting your vehicle's outstanding resale value.

\*Terms, conditions, fees and charges apply. Mazda Assured Guaranteed Future Value products are available to approved customers of Mazda Finance, a division of Australian Alliance Automotive Finance Pty Limited ABN 63 002 407 703, Australian Credit Licence 513747. At participating dealerships only. <sup>#</sup>New 5 year unlimited kilometre warranty available on all brand new vehicles purchased from 1 August 2018. For full terms and conditions please visit <https://www.mazda.com.au/owners/warranty/>





For further information, visit [mazda.com.au](https://www.mazda.com.au)  
or Freecall 1800 034 411

All care is taken to ensure the accuracy of this brochure and availability of vehicles and features at the time of publication, however, to the extent permitted bylaw, Mazda Australia Pty Ltd will not be liable for any loss suffered or incurred by a purchaser or prospective purchaser if the content is inaccurate or not up to date, or if it withdraws any vehicles or features referred to in the brochure from the market. Specifications, features and model availability may vary from state to state and may change without notice. Please refer to [mazda.com.au](https://www.mazda.com.au) or consult your Mazda Dealer prior to placing an order to ascertain current information on model availability, specifications, options, features and prices. Mazda Australia Pty Ltd ABN 78 004 690 804. 211A Wellington Road, Mulgrave, Victoria 3170. iPod is a trademark of Apple Inc., registered in the US and other countries. Published March 2021. MAZ14655



ZOOM-ZOOM



# MAZDA6 ACCESSORIES





## FEATURED HERE

Bonnet protector

Front mud guards

Headlight protector

Roof racks (Wagon)

Slimline weathershields



## A QUALITY VEHICLE CALLS FOR QUALITY ACCESSORIES

Mazda6 delivers a true sense of excitement and refinement. Mazda Genuine Accessories are designed to make that quality time you spend in your car, even more special. They let you add a personal touch and protect your investment. They also give you superb design, quality, fit and safety, all with the reassurance of a Mazda warranty. Mazda Genuine Accessories let you add even more Zoom-Zoom.

Mazda6 Atenza Wagon in Machine Grey Mica



**KAYAK HOLDER**

The strong and adjustable design lets you set off with one canoe, kayak or similar-sized watercraft.



**BIKE RACK (WHEEL OFF)**

Make carrying your bike a simple exercise.



**BIKE RACK (WHEEL ON)**

Bring your other wheels along without having to remove one.



**ROOF RACKS (SEDAN)**

Aerodynamically designed to let you carry even more. 75kg capacity.





### BOOT LIP PROTECTOR

Protect your boot lip and bumper from scuffs and scratches while loading in and out.



### CARGO TRAY

A tailor-fitted non-slip tray that shields the luggage bay floor from dirt, scratches and liquids.



### WELCOME ILLUMINATION & CARPET FLOOR MATS

Enjoy the soft blue light that emanates from the driver and front passenger footwells whilst protecting your carpet with these high-quality, tailor made, branded floor mats. (Alloy pedals also featured. Items sold separately)



### SCUFF PLATES

Protect yourself against entry scuffs and scratches in style.



### CARGO ORGANISER BOX

Prevent items from sliding around in the load compartment. Box features moveable interior dividers, detachable lids and a securable base.





**SLIMLINE WEATHERSHIELDS**

Keep weather out, while letting fresh air in. Complete with chrome trim.



**REAR LIP SPOILER (SEDAN)**

Fine tune your aerodynamic performance while adding a touch of extra style.



**BONNET PROTECTOR**

The perfect way to protect your car from damage caused by dirt, stones and other flying road debris.



**MUD GUARDS (FRONT)**

Protect your vehicle's bodywork from mud and grime.



**MUD GUARDS (REAR)**

Stop mud and road grime from collecting towards the rear of the vehicle.



FEATURED HERE

Rear mud guards

Roof racks

Tow bar



Mazda6 Atenza Wagon in Machine Grey Mica





**REAR ENTERTAINMENT HOLDER FOR IPAD®**

Keep your rear seat passengers entertained with this sleek iPad® holder.



**AUDIO RETRACTABLE LIGHTNING CABLE**

Charge your iPhone®, stream music and search through your playlists using your vehicle's audio controls. (Also available for android phones)



**MOBILE PHONE HOLDER**

Providing easy access in either portrait or landscape mode, this device is compatible with a range of phones and can fold away.



**MAZDA RETRACTABLE AUDIO CABLE**

Allows portable audio devices to play via your vehicle's speakers, using the auxiliary jack.





## ALSO AVAILABLE

Cargo illumination (for Wagon)

Rear window shades

Safety pack

Tow ball (chrome)

Tow ball cover (chrome)

Tow bar kit

Universal carrier

For further information,  
visit [mazda.com.au](https://www.mazda.com.au)  
or Freecall 1800 034 411

See the full range of Mazda Genuine Accessories at [mazda.com.au](https://www.mazda.com.au)

All care is taken to ensure the accuracy of this brochure and availability of items at the time of publication, however, to the extent permitted by law, Mazda Australia Pty Ltd will not be liable for any loss suffered or incurred by a purchaser or prospective purchaser if the content is inaccurate or not up to date, or if it withdraws any products in the brochure from the market. Sports and other equipment shown are for illustrative purposes only and do not come standard with the vehicle, or as Mazda Genuine Accessories. Specifications, features and availability may vary from State to State and may change without notice. Please refer to [mazda.com.au](https://www.mazda.com.au) or consult your Mazda Dealer prior to placing an order to ascertain current information on availability, specifications, features and prices. Mazda Australia Pty Ltd ABN 78 004 690 804, 211A Wellington Road, Mulgrave, Victoria 3170. All Mazda Genuine Accessories fitted at the point of sale of a new Mazda passenger vehicle are covered under the Mazda 5 year/unlimited kilometre warranty. Mazda Genuine Accessories fitted after the sale of a new Mazda vehicle are covered by the Mazda 2 year or 40,000 kilometre warranty (whichever should occur first). New 5 year unlimited kilometre warranty available on all brand new vehicles purchased from 1 August 2018. For full terms and conditions please visit <https://www.mazda.com.au/owners/warranty/> . Consult your Mazda Dealer for further information. Published January 2021. MAZ14656