

PK 37.002 TEC 7

**INTELLIGENT
ASSISTANCE SYSTEMS
COMBINED WITH
CONTINUOUS SLEWING**

LIFETIME EXCELLENCE



BEST IN CLASS FOR OUTREACH **WITH MAXIMUM LIFTING CAPACITY**

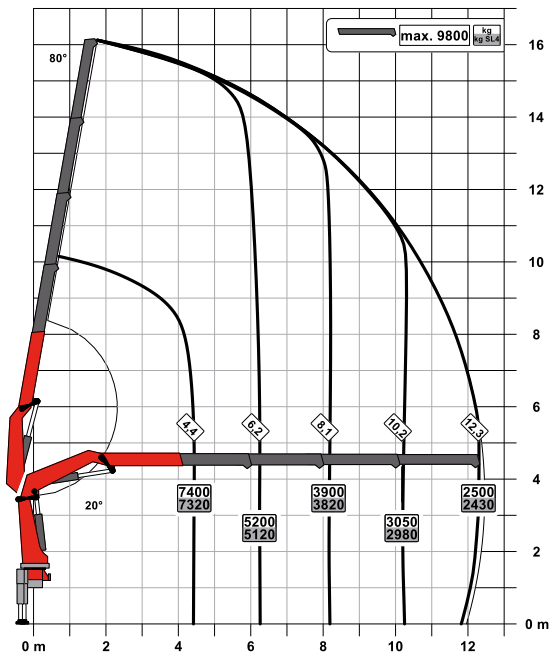
The PK 37.002 TEC 7 and PK 35.502 TEC 5 are designed for tasks that require a certain degree of precision and finesse. These crane models specialize in complex challenges such as narrow support set-ups in urban areas or the assembly of heavy machinery. In particular, crane operators who have to tackle lifting tasks with long outreaches despite projecting edges recognize the benefits of the new crane models. From the DPS-P and DPS-C for even more lifting capacity in fly jib operation through to the optional modules of the HPSC-Plus stability control, they set our customers' hearts racing as they go about their everyday work.



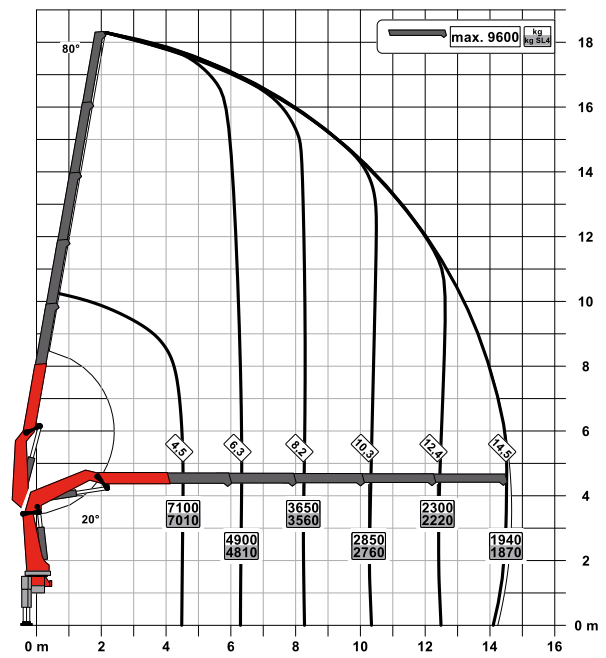


LIFTING CAPACITY DIAGRAMS

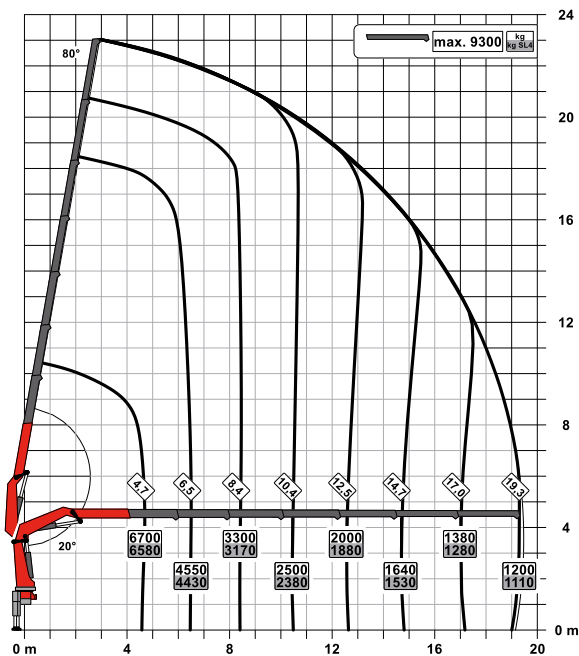
C



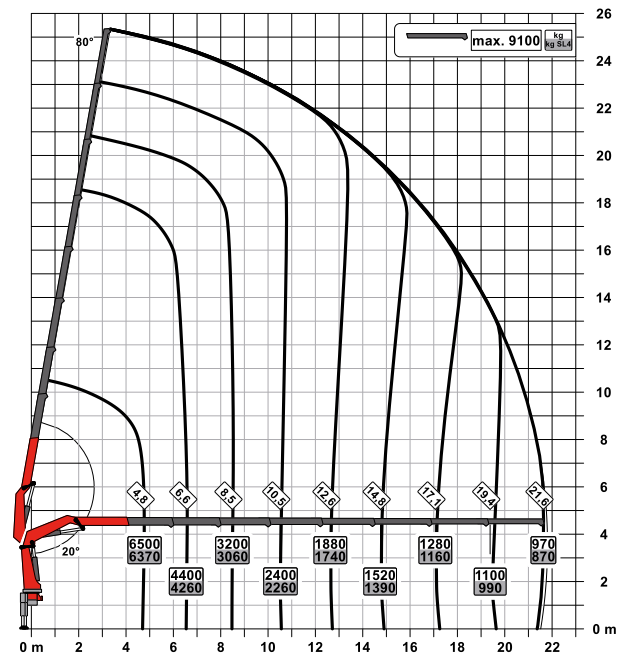
D

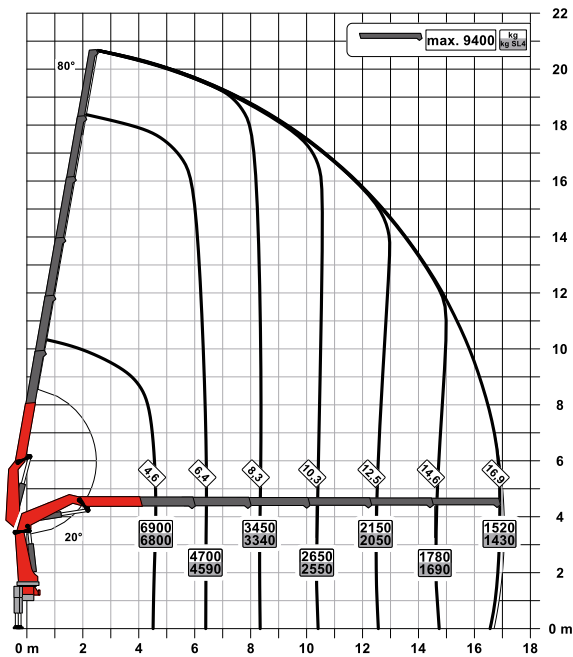


F



G



E

MODEL LINE TEC 7

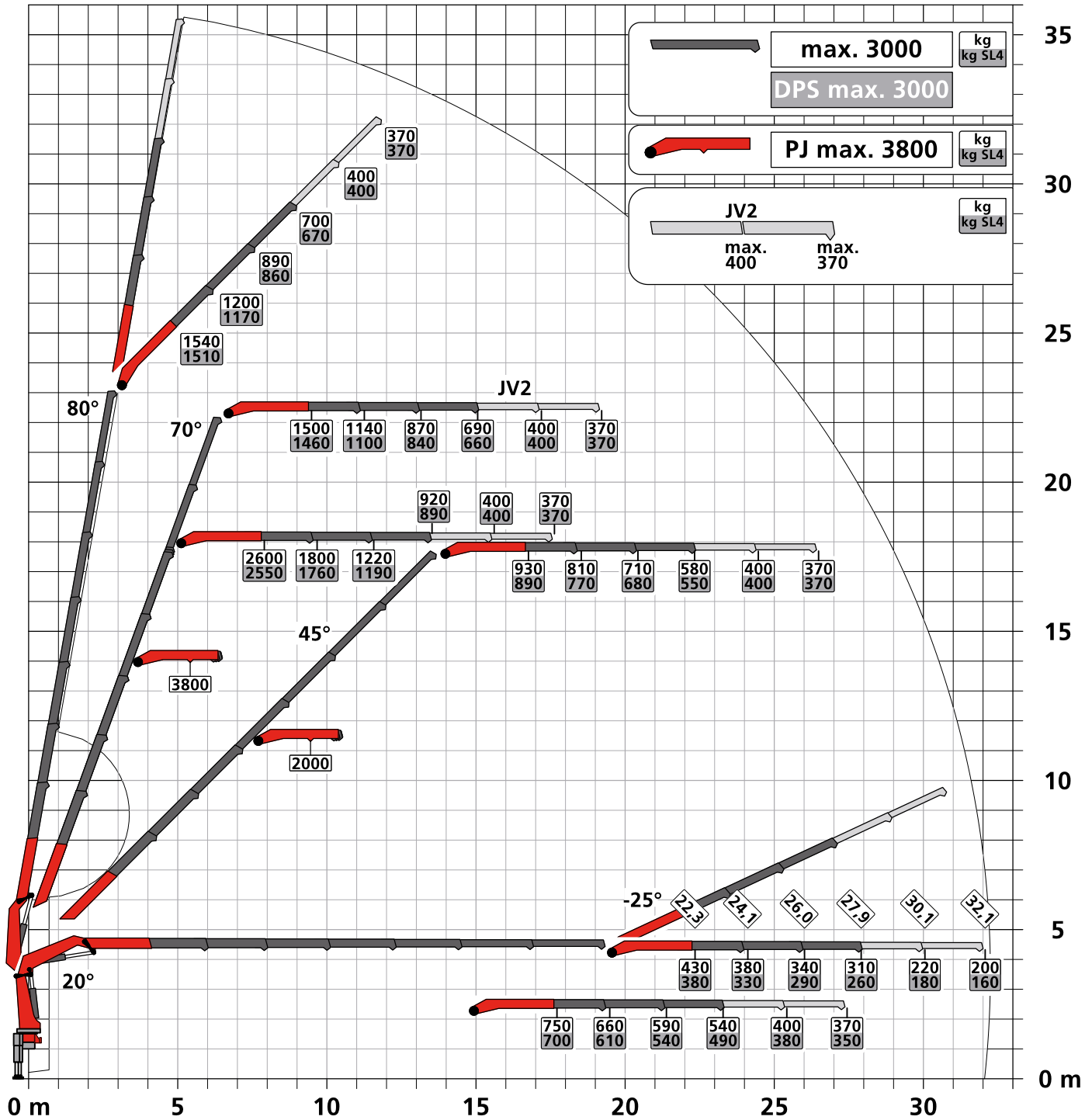
- Power Link Plus
- Paltronic
- S-HPLS
- PALcom P7
- Soft Stop
- Optional:
 - HPSC-Plus LOAD / GEOM / FSTAB
 - P-Fold
 - AOS
 - RTC
 - SRC
 - PJ075 with DPS-C
 - PJ090 with DPS-C
 - Rope winch 2.5t

TECHNICAL SPECIFICATIONS

EN 12999 HC1 HD4/S2

Max. lifting moment	35.0 mt/343.3 kNm
Max. lifting capacity	10000 kg/98.1 kN
Max. hydraulic outreach	21.8 m
Max. outreach (with fly-jib)	32.2 m
Slewing angle	continuous
Slewing torque	3.3 mt/32.4 kNm
Stabiliser spread	5.6 m
Fitting space required (std.)	1.13 m
Width folded	2.55 m
Max. operating pressure	385 bar
Recommended pump capacity	from 90 l/min to 120 l/min
Dead weight (std.)	3070 kg

IMPRESSIVE STRENGTH WITH A FLY JIB





CONTINUOUS SLEWING SYSTEM

Unrestricted movement combined with rear mounting brings with it unprecedented freedom. Experience has taught us that the maximum outreach can be utilized together with full lifting capacity throughout the entire slewing range. This yields a higher degree of efficiency across the board. A truck can therefore be unloaded more quickly than ever before with the new PK 37.002 TEC 7 or PK 35.502 TEC 5. The new crane models also display their strengths to full effect as front-mounted variants thanks to the continuous slewing system combined with HPSC-Plus. Operation from the driver's cab is much easier.

No matter which crane customers opt for, they will be happy with it for a lifetime, because PALFINGER and its products stand for LIFETIME EXCELLENCE



P-Profile

Rigid and light

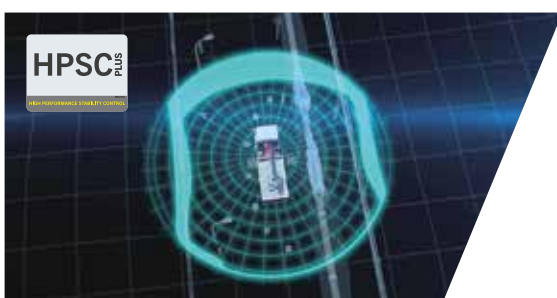
The polygonal or drop-shaped P-Profile is especially rigid and simultaneously light weight design perfection.



P-FOLD*

Perfect set-up by fingertip control

The new assistance system makes folding and unfolding an easy job for the crane operator. This significantly increases operator comfort and prevents costly damage.



HPSC-Plus*

Maximum utilization of the working range


The modular system HPSC-Plus offers three modules expanding HPSC. Thanks to load detection, length measurement system or stabilizer force detection, lifting capacity can be maximized.



DPS-Plus / DPS-C*

More efficient fly jib operation

The Dual Power System allows multiple uses of the crane both for large outreaches as well as for heavy load operation.



SRC and RTC*

More comfort in rope winch operation

SRC (Synchronised Rope Control) maintains a constant distance between the pulley head and the hook block, while RTC (Rope Tension Control) is automatically controlling the rope tension. Two systems, which are particularly valuable in terms of operator friendliness and efficiency of operations.



MEXT and WEIGH*

Systems for easy handling

MEXT includes mechanical extensions into the overload protection while WEIGH allows to weigh loads. The result: lower effort for the operator in daily working tasks.

