

Service Bulletin

Holland Fifth Wheels

Top Plate Rebuild vs. Replacement Criteria Inspection Check List

XA-351, XA-311, XA-331, XA-AL, XA-17,
XA-S1, XA-S2, XA-201, XA-231, XA-3501, and XA-2009 Series Top Plates

November 2009

Introduction

Holland fifth wheels are designed to provide years of durable, reliable service to our customers. However, as with all components subject to wear, there may come a time when *rebuilding* of the lock mechanism, or *replacement* of the entire top plate, will be required to restore the fifth wheel to its optimum performance condition.

This bulletin is a checklist that will assist in making the choice between rebuilding or replacement of your fifth wheel.

Inspection Preparation

The fifth wheel top plate should be removed from the tractor and sufficiently cleaned *before* working through the checklist (**Figure 1**). This will allow the inspector to fully evaluate the points in the check list.

IMPORTANT: See your Owner's Manual for proper removal of your fifth wheel model.

This checklist applies to all Holland XA-351, XA-311, XA-AL, XA-331, XA-231, XA-17, XA-S1, XA-S2, XA-201, XA-3501, and XA-2009 Series top plates — except where noted.

If the inspector answers **YES** to *any* of the criteria, the top plate assembly is **NOT** a candidate for rebuilding, and should be replaced with an appropriate Holland replacement top plate.

If you answer **NO** to *all* of the criteria, the lock mechanism and fifth wheel top plate are good candidates for rebuilding.

Inspection Check List

	YES	NO
1. Perform a thorough inspection of the entire fifth wheel casting. Were any cracks discovered?	<input type="checkbox"/>	<input type="checkbox"/>
2. Is there any evidence of weld repair on the casting?	<input type="checkbox"/>	<input type="checkbox"/>
3. Measure the flatness of the top surface of the fifth wheel casting using a straight edge that reaches across the top plate from one side to the other. Is the top plate surface warped by more than 1/8" (Figure 2)?	<input type="checkbox"/>	<input type="checkbox"/>

NOTE: By holding the straight edge flat to the fifth wheel surface on one side of the center of the fifth wheel, and measuring the gap on the opposite side, you can accomplish this measurement.

Figure 1

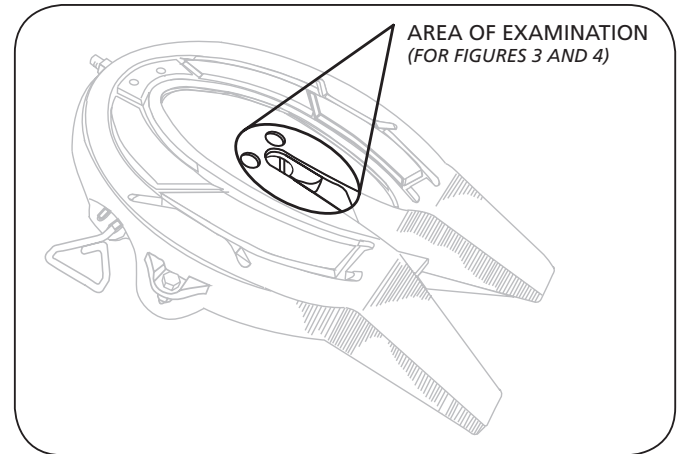
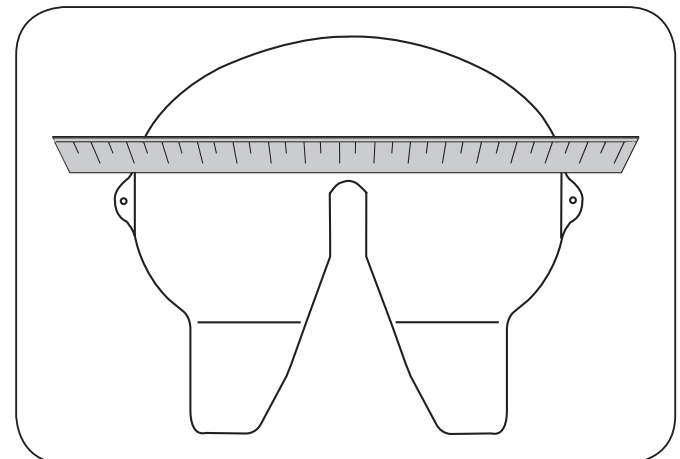


Figure 2



continued

Inspection Check List

YES NO

4. Is there evidence of damage to the top surface of the casting in the area where the lock components move to their open position during uncoupling (**Figure 3**)? YES NO

NOTE: The lock components should move freely into their unlocked position in the casting with a .040" minimum vertical clearance to the casting, both above and below the lock.

5. Check the tightness of the lock pin(s) to the fifth wheel. Can the lock pins rotate in the fifth wheel? Is there evidence of rotation exhibited in the holes in the casting? YES NO

NOTE: This inspection only applies to XA-351, XA-311, XA-331, and XA-3501 top plates.

6. Inspect the top surface of the top plate for evidence of excessive wear. Is there any point on the top plate surface where the grease groove pattern has been worn away? YES NO

7. Inspect the inside pocket area of the casting where the bracket is mounted. Is there evidence of excessive wear to the grease groove in the pocket area? YES NO

NOTE: This inspection only applies to XA-3501 and XA-2009 top plates.

8. Check the tightness of the bracket pins to the fifth wheel casting. Can the bracket pins rotate freely in the casting, and/or can the replacement pin be installed easily by hand? YES NO

NOTE: This inspection only applies to XA-3501 and XA-2009 top plates.

9. Check the radius of the front lock of the casting using a radius gauge. Is the radius 1.5" or greater (**Figure 4**)? YES NO

NOTE: This inspection does not apply to XA-311, XA-3501, or XA-2009 top plates.

If the inspector answers **YES** to *any* of the criteria, the top plate assembly is **NOT** a candidate for rebuilding, and should be replaced with an appropriate Holland replacement top plate.

If you answer **NO** to *all* of the criteria, the lock mechanism and fifth wheel top plate are good candidates for rebuilding.

Figure 3

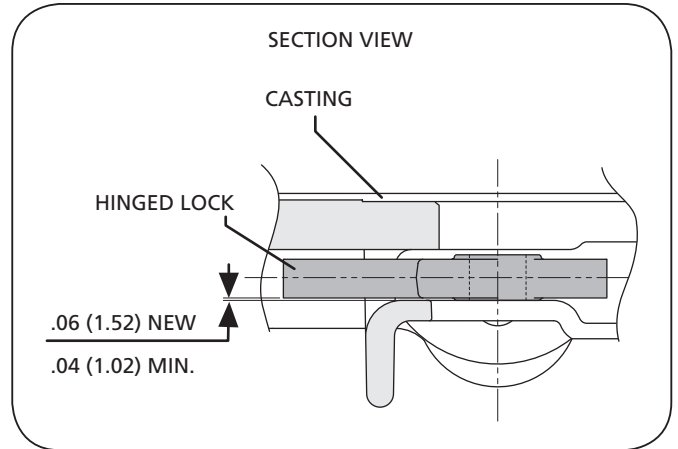


Figure 4

