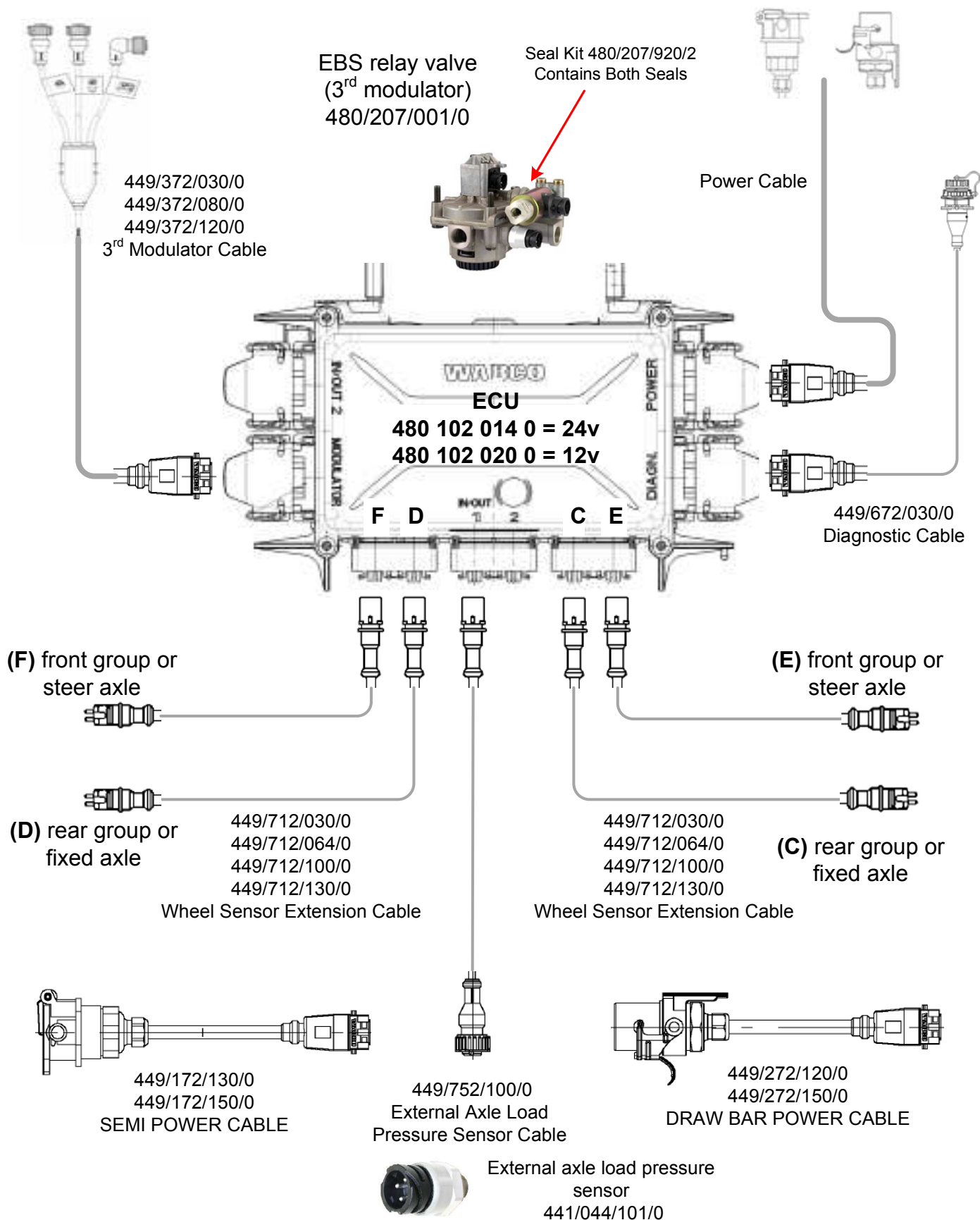


WABCO

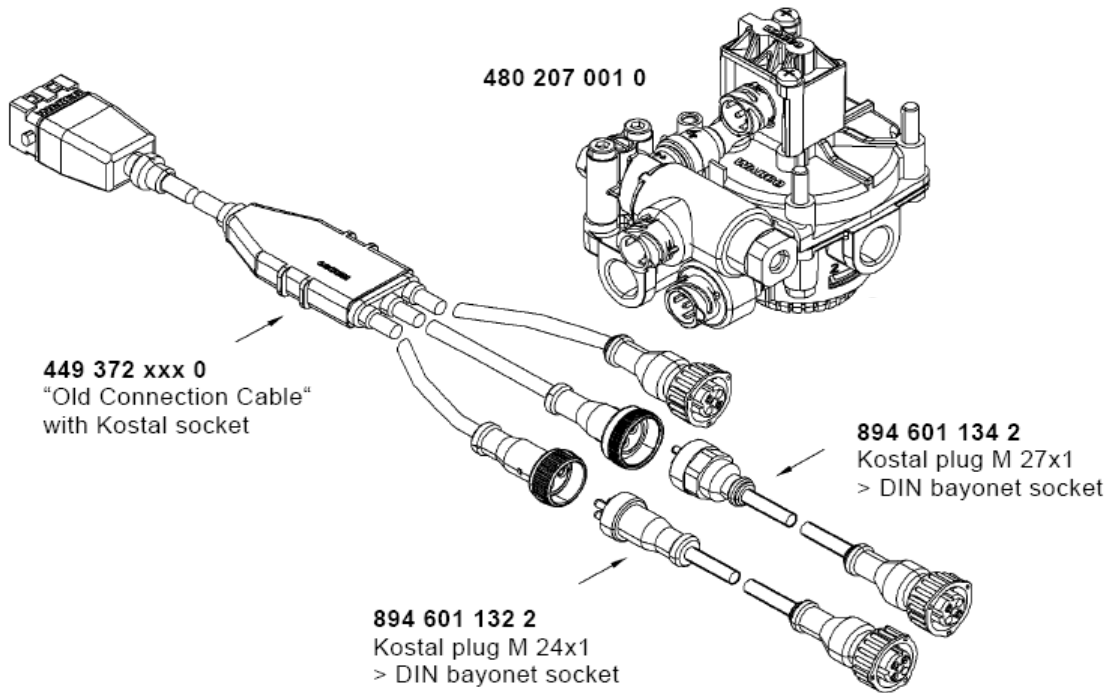
T EBS "D" Components



Digits 7,8 & 9 in cable part numbers designate the cable length i.e. 449/172/130/0 = 13m, 449/172/150/0 = 15m
Part numbers are marked on cables about 300mm from end

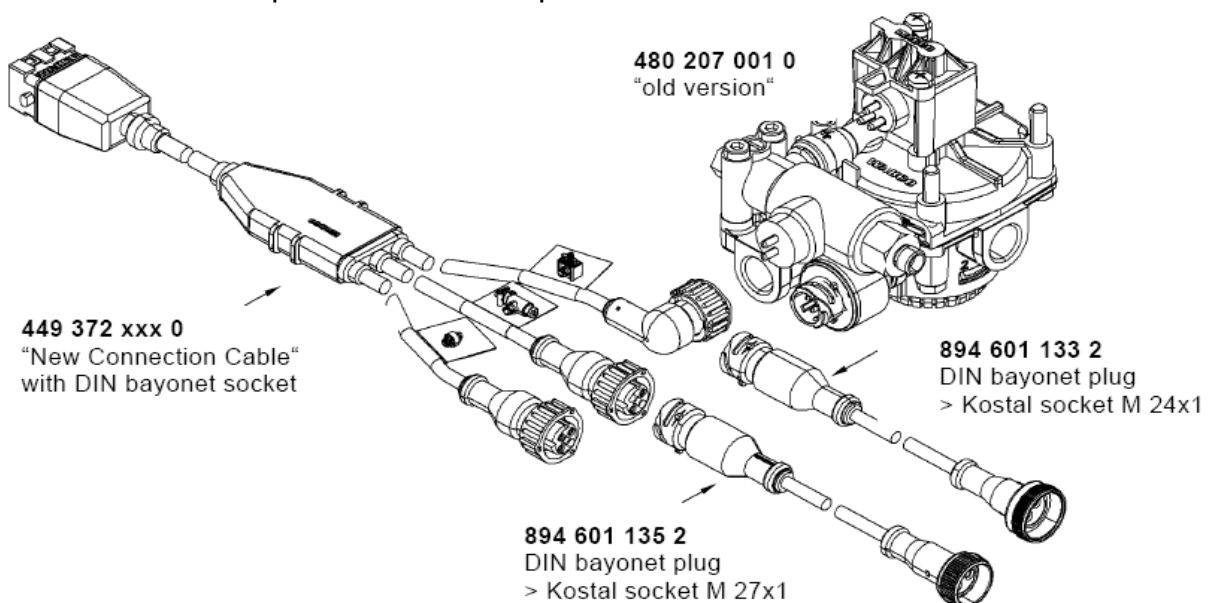
“OLD Connection Cable” and “NEW EBS Relay Valve”:

- Two different Adaptor Cables are required



“NEW Connection Cable” and “OLD EBS Relay Valve”:

- Two different Adaptor Cables are required



WABCO



T EBS "D"

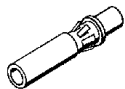


Components



Drawbar Trailer Plug

24v 446 008 414 2
Multi Volt 441 008 414 M




Pins for Plug

2 x 6.0mm 446 008 316 4
5 x 1.5mm 446 008 315 4



Semi Trailer Socket

24v 446 008 404 2
Multi Volt 446 008 404 M



Pins for Socket

2 x 6.0mm 446 008 311 4
5 x 1.5mm 446 008 310 4



Tool for removing pins

884 026 261 4

Replacement sleeve

884 026 262 4



Suzi Cable

EBS 7 Pin 24v 446 008 243 0
Multi Volt 446 008 243 M
ABS 5 Pin 12v 446 008 238 2



Wheel Sensors

Straight sensor with 2m cable
Kit with bush and grease
441 032 968 2



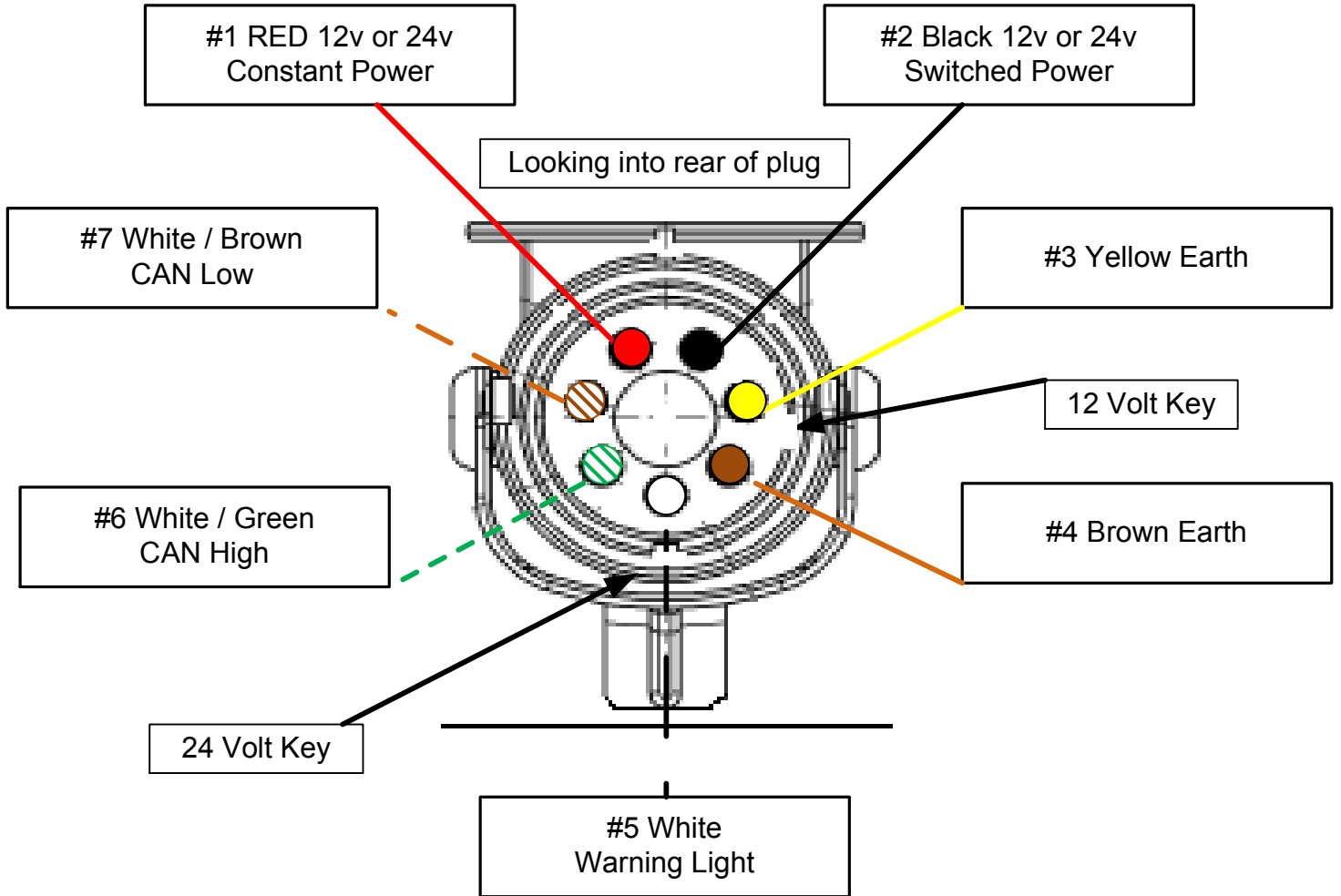
90 Deg sensor with 2m cable
Kit with bush and grease
441 032 967 2



SAF Z19 MINI Straight sensor with 400mm cable
Kit with bush and grease
3 029 0242 HD

WABCO

T EBS "D" Components



<u>Male plug for drawbar trailer</u>	24 Volt	446/008/414/2
	Multi Volt	446/008/414/M
Pins for male plug 446/008/315/4 - Small cable, 5 per plug 446/008/316/4 - Large cable, 2 per plug		
<u>Female socket for truck or semi</u>	24 Volt	446/008/404/2
	Multi Volt	446/008/404/M
Pins for female socket 446/008/310/4 - small cable, 5 per socket 446/008/311/4 - large cable, 2 per socket		

WABCO



T EBS "D" Components



For tractor units and drawbar trucks not fitted with an ABS power cable to ISO 7638, the following shows what is required and how it is installed.

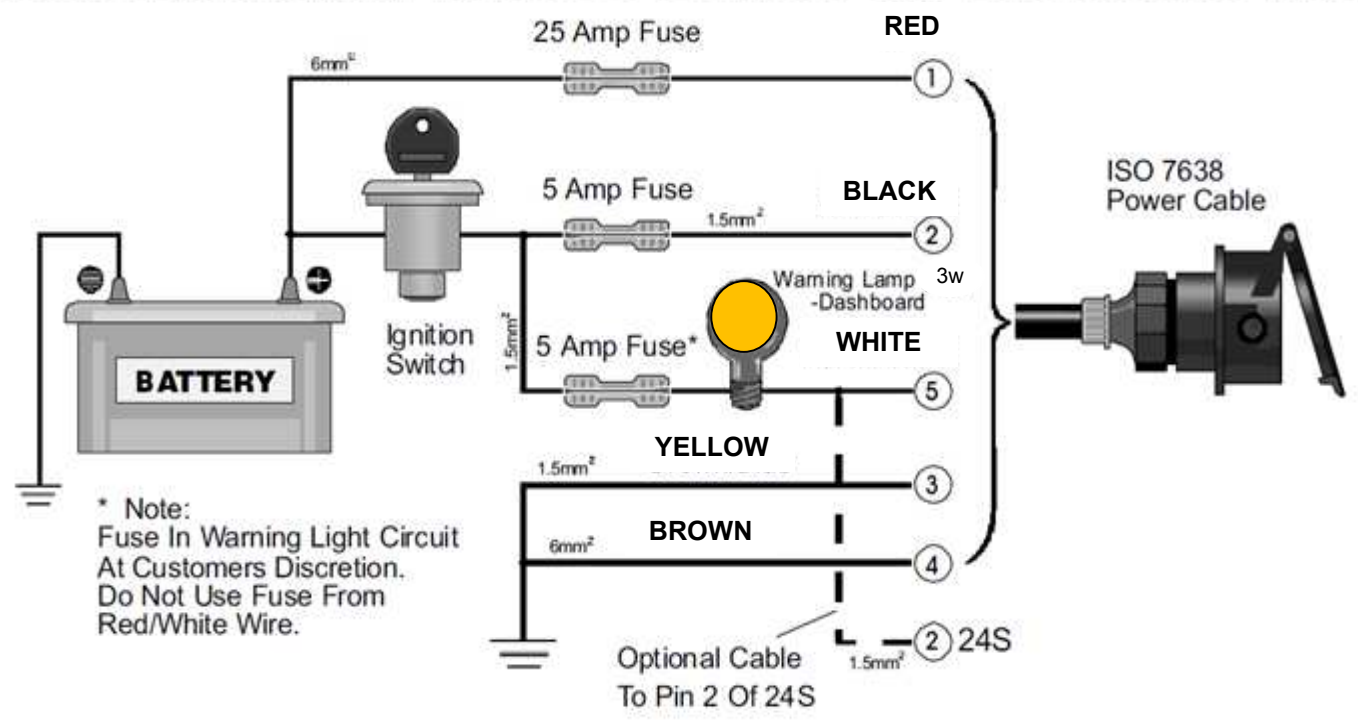
- ISO 7638 POWER CABLE (12 metre - 24volt)
- PARKING SOCKET (tractors only)
- DASHBOARD WARNING LAMP (red/amber - 3w typical)
- FUSES

Part # ABSTU
Cable & fuse holder

CUSTOMER SUPPLY
CUSTOMER SUPPLY

ISO 7638 CABLE	}	<ul style="list-style-type: none"> RED BLACK YELLOW BROWN WHITE GREEN / WHITE BROWN WHITE 	<ul style="list-style-type: none"> BATTERY POSITIVE THROUGH 25 AMP FUSE IGNITION SWITCHED THROUGH 5 AMP FUSE COMMON RETURN TO BATTERY NEGATIVE COMMON RETURN TO BATTERY NEGATIVE DASHBOARD ABS WARNING LAMP CAN HIGH CAN LOW
----------------	---	--	---

For vehicles with a supplementary power cable, the dashboard warning lamp can also be controlled via pin 2 of 24S, thereby removing the need to observe the headboard warning lamp when the ISO 7638 power cable is absent from the trailer



ISO 7638 Power Supply